

PENNSYLVANIA INSERT
 3' X 3' ALUMINUM DOOR
 (STANDARD DUTY IN
 YARD, H2O IN STREET)

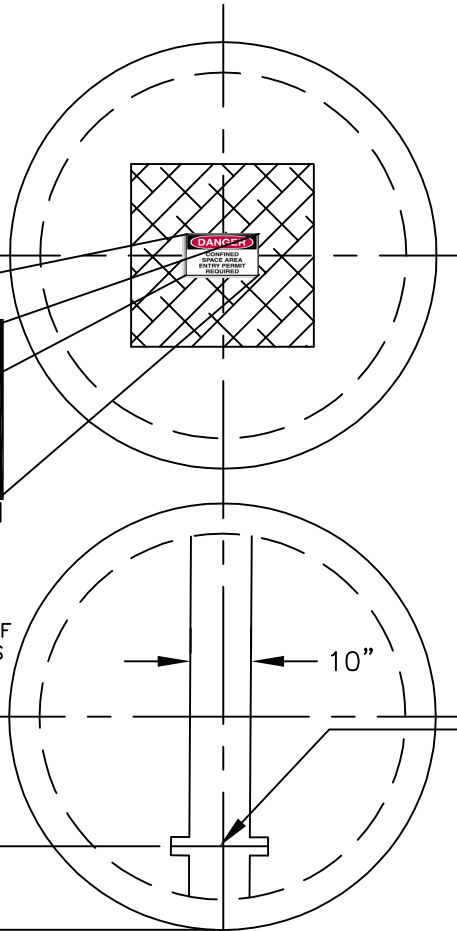
PLAN TOP



CONFINED SPACE SIGN

40-MIL ALUMINUM
 FOR INDOORS OR OUT
 WILL NOT FADE IN SUNLIGHT
 ENDURES TEMPERATURES OF 40°F TO 176°F
 ROUNDED CORNERS WITH MOUNTING HOLES
 AS MFTR BY SETON OR EQUAL

PLAN BOTTOM



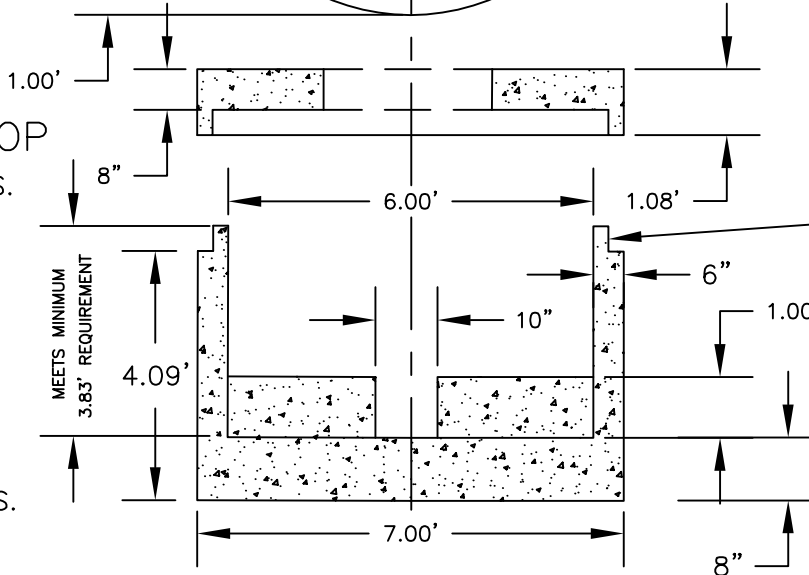
NOTES:

1. PRECAST MANHOLES ARE FABRICATED TO MEET OR EXCEED THE FOLLOWING SPECIFICATIONS:
 MANHOLE: ASTM C-478-LATEST AND AASHTO M199
2. CO-POLYMER POLYPROPYLENE STEEL REINFORCED STEPS MEETING ASTM-478-LATEST.
3. ALL PIPE OPENINGS ARE CAST TO DEFLECTIONS AND ELEVATIONS SPECIFIED ON CONTRACT PLANS.
4. MANHOLE ENTRY CAN BE VARIED AS REQUIRED.
5. LIFTING HOOKS PROVIDED IN FLAT TOP.
6. 8" HOLE AT 0° AND 180° WITH 8" BOOT FOR 4" PIPE.
7. ALUMINUM LADDER BOLTED TO DOOR OPENING AND SHELF.

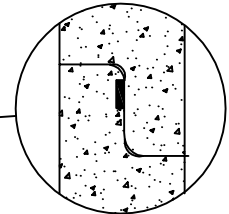
1/4" THICK x 12" WIDE
 x 12" TALL WEIR
 (SEE DRAWING WEIR)

FLAT TOP

4,400 LBS.



"O" RING JOINT DETAIL



N.T.S.

BASE

9,835 LBS.



DATE 8/16/04	REVISED 8/18/04	SCALE NOT TO SCALE	DETAIL SS-25
-----------------	--------------------	-----------------------	-----------------

6' DIAMETER MONITORING MANHOLE
 CITY OF BURLINGTON, NORTH CAROLINA
 ENGINEERING DEPARTMENT