

## Animal Intakes

### Intake Types

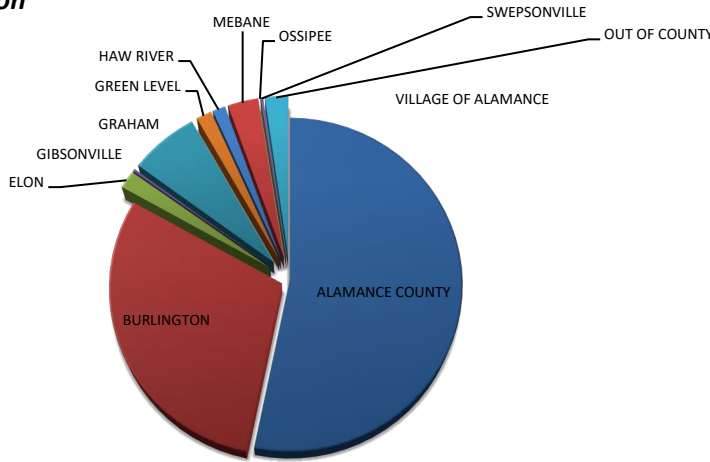
	<u>Adult</u> <u>Dog</u>	<u>Puppy</u>	<u>Total</u> <u>Dog</u>	<u>Adult</u> <u>Cat</u>	<u>Kitten</u>	<u>Total</u> <u>Cat</u>	<u>Total</u> <u>Other</u>	<u>Total</u>
Stray	87	14	101	166	30	196	4	301
Owner Surrender <sup>(1)</sup>	22	20	42	13	17	30	1	73
Returned adoption	13	0	13	2	0	2	0	15
Euthanasia Services Surrender	7	0	7	1	0	1	0	8
Confiscate	7	0	7	0	0	0	0	7
<b>Total</b>	<b>136</b>	<b>34</b>	<b>170</b>	<b>182</b>	<b>47</b>	<b>229</b>	<b>5</b>	<b>404</b>

<sup>(1)</sup> Partner Agency Transfer= 0

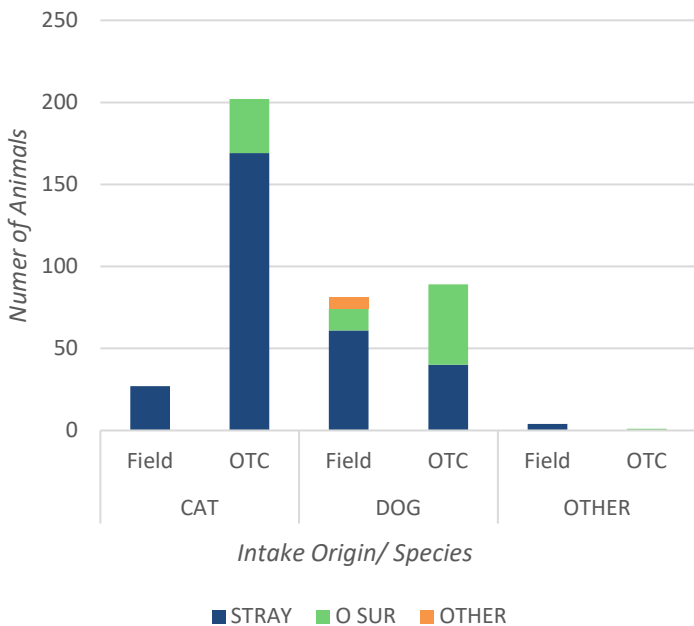
### Intake Jurisdiction

<u>Jurisdiction</u>	<u>Total</u>	<u>%</u>
ALAMANCE COUNTY	215	53%
BURLINGTON	121	30%
ELON	7	2%
GIBSONVILLE	1	0%
GRAHAM	27	7%
GREEN LEVEL	6	1%
HAW RIVER	5	1%
MEBANE	12	3%
OSSIPEE	0	0%
SWEPSONVILLE	1	0%
OUT OF COUNTY	9	2%
VILLAGE OF ALAMANCE	0	0%
<b>Total</b>	<b>404</b>	<b>100%</b>

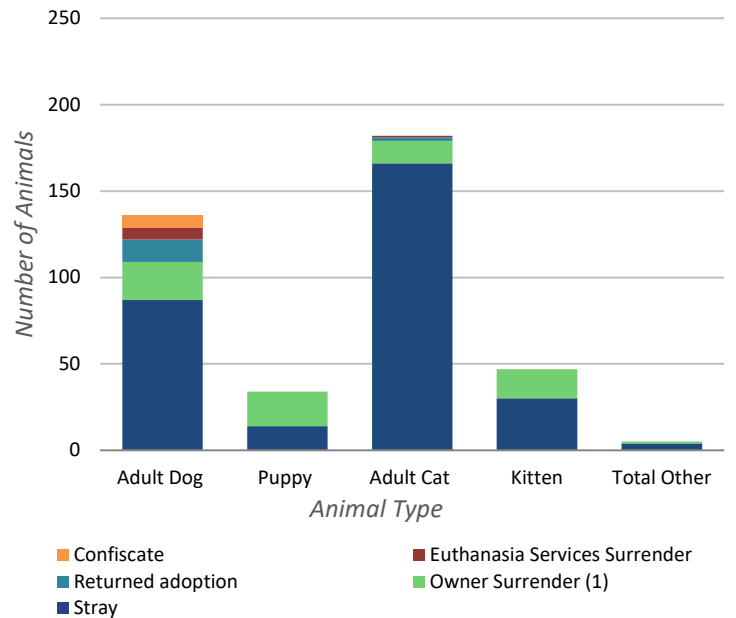
### Intake by Jurisdiction



### Intake Source



### Intake Types



Note: Wildlife Intake/Outcome is not included in this report

### Animal Outcomes

	<u>Adult</u> <u>Doq</u>	<u>Puppy</u>	<u>Total</u> <u>Doq</u>	<u>Adult</u> <u>Cat</u>	<u>Kitten</u>	<u>Total</u> <u>Cat</u>	<u>Other</u>	<u>Total</u>	<u>%</u>
<b>Total Live Release <sup>(1)</sup></b>	148	40	188	201	79	280	5	<b>473</b>	<b>97%</b>

<sup>(1)</sup> Calculated as follows: total positive outcomes/total outcomes

#### Total Outcomes

	<u>Adult</u> <u>Doq</u>	<u>Puppy</u>	<u>Total</u> <u>Doq</u>	<u>Adult</u> <u>Cat</u>	<u>Kitten</u>	<u>Total</u> <u>Cat</u>	<u>Other</u>	<u>Total</u>	<u>% of</u> <u>total</u>
Return to Home	26	0	26	1	0	1	0	27	6%
Adoption <sup>(2)</sup>	114	37	151	184	73	257	5	413	84%
Rescue Transfer	8	3	11	16	6	22	0	33	7%
Shelter Euthanasia	3	1	4	1	0	1	1	6	1.2%
Euthanasia Services Surrender	8	0	8	1	0	1	0	9	2%
Died	0	0	0	2	0	2	0	2	0.4%
<b>Total</b>	<b>159</b>	<b>41</b>	<b>200</b>	<b>205</b>	<b>79</b>	<b>284</b>	<b>6</b>	<b>490</b>	<b>100%</b>

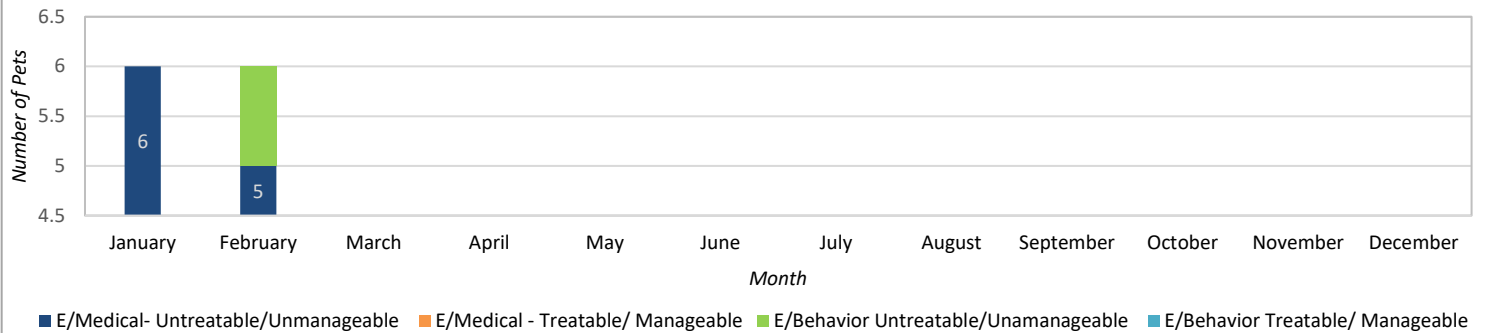
<sup>(2)</sup> Mighty Mouser Program Adoptions totaled 135 cats and kittens



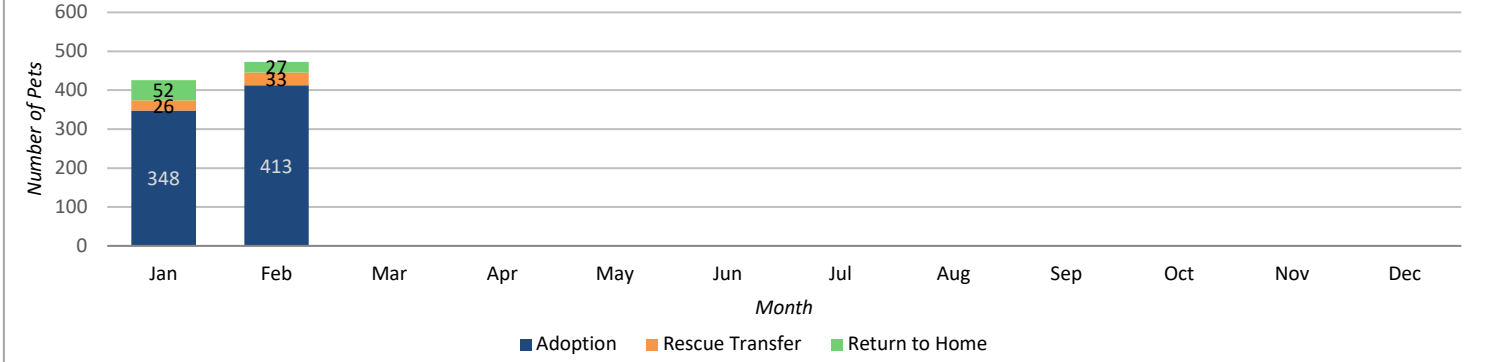
#### Shelter Euthanasia Reasons

	<u>Adult</u> <u>Doq</u>	<u>Puppy</u>	<u>Total</u> <u>Doq</u>	<u>Adult</u> <u>Cat</u>	<u>Kitten</u>	<u>Total</u> <u>Cat</u>	<u>Other</u>	<u>Total</u>	<u>%Euth</u>
Behavior	1	0	1	0	0	0	0	1	17%
Medical	2	1	3	1	0	1	1	5	83%
<b>Total</b>	<b>3</b>	<b>1</b>	<b>4</b>	<b>1</b>	<b>0</b>	<b>1</b>	<b>1</b>	<b>6</b>	<b>100%</b>

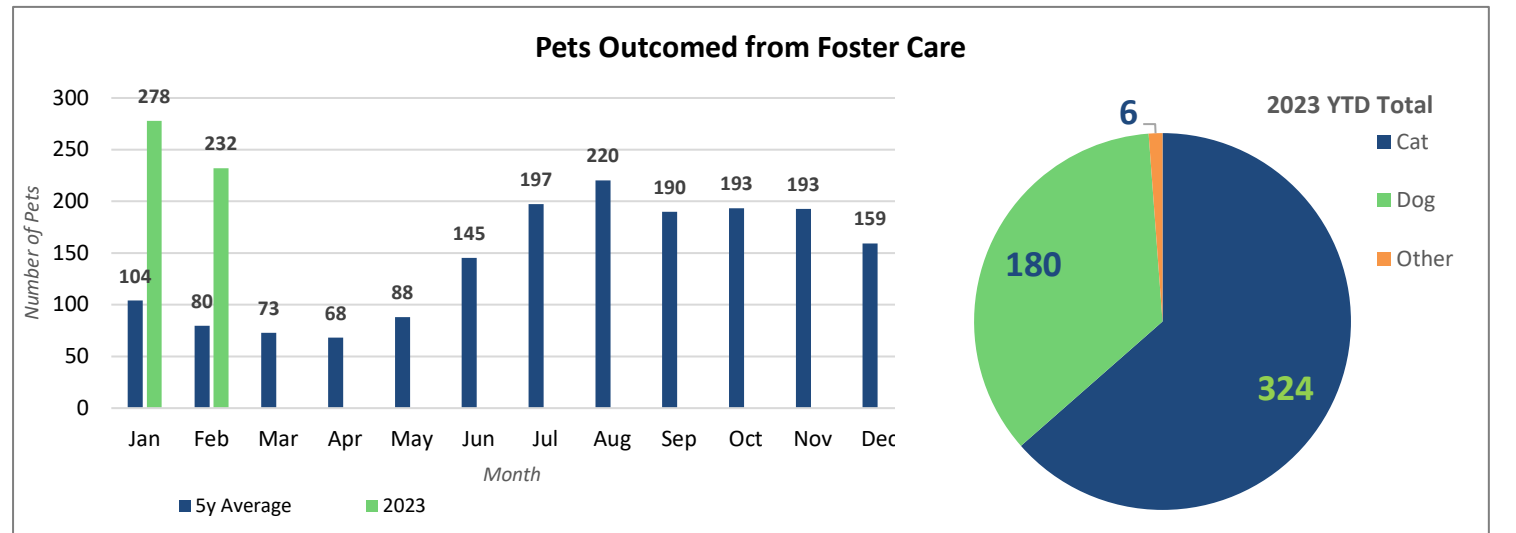
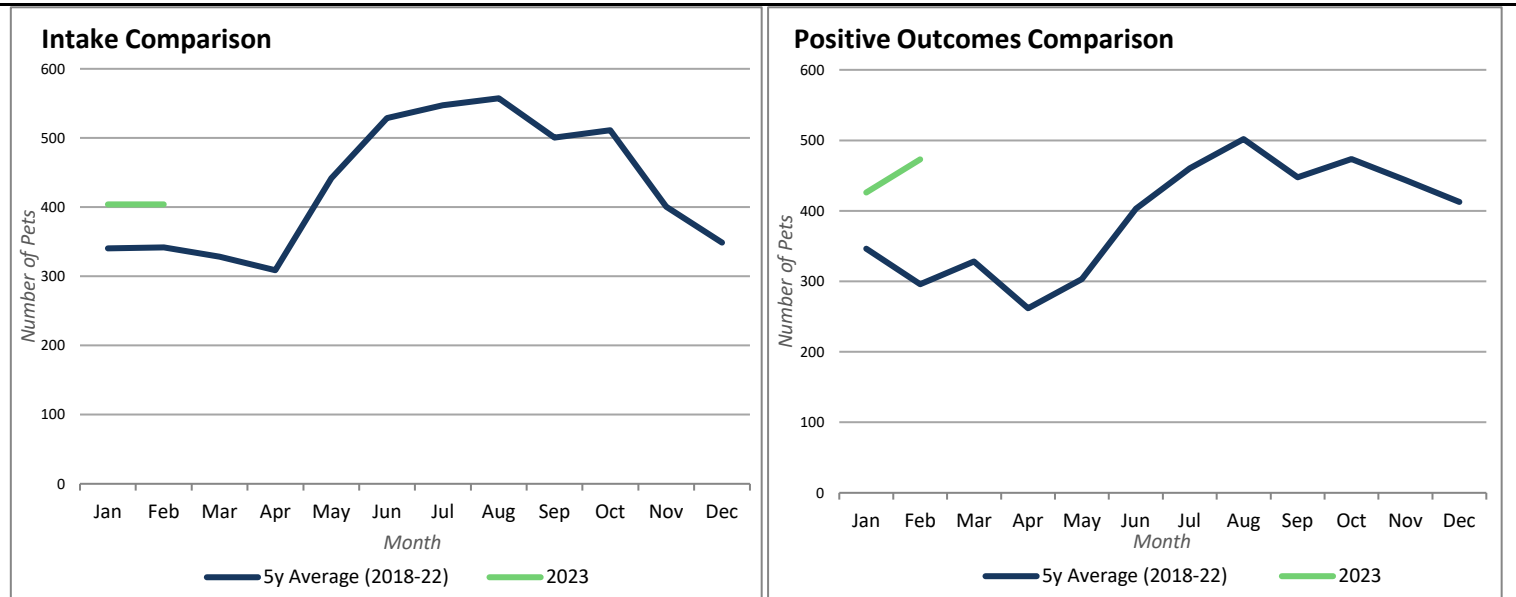
#### 2023 Shelter Euthanasia Reasons



#### 2023 Positive Outcomes



### Activity Comparison Statistics

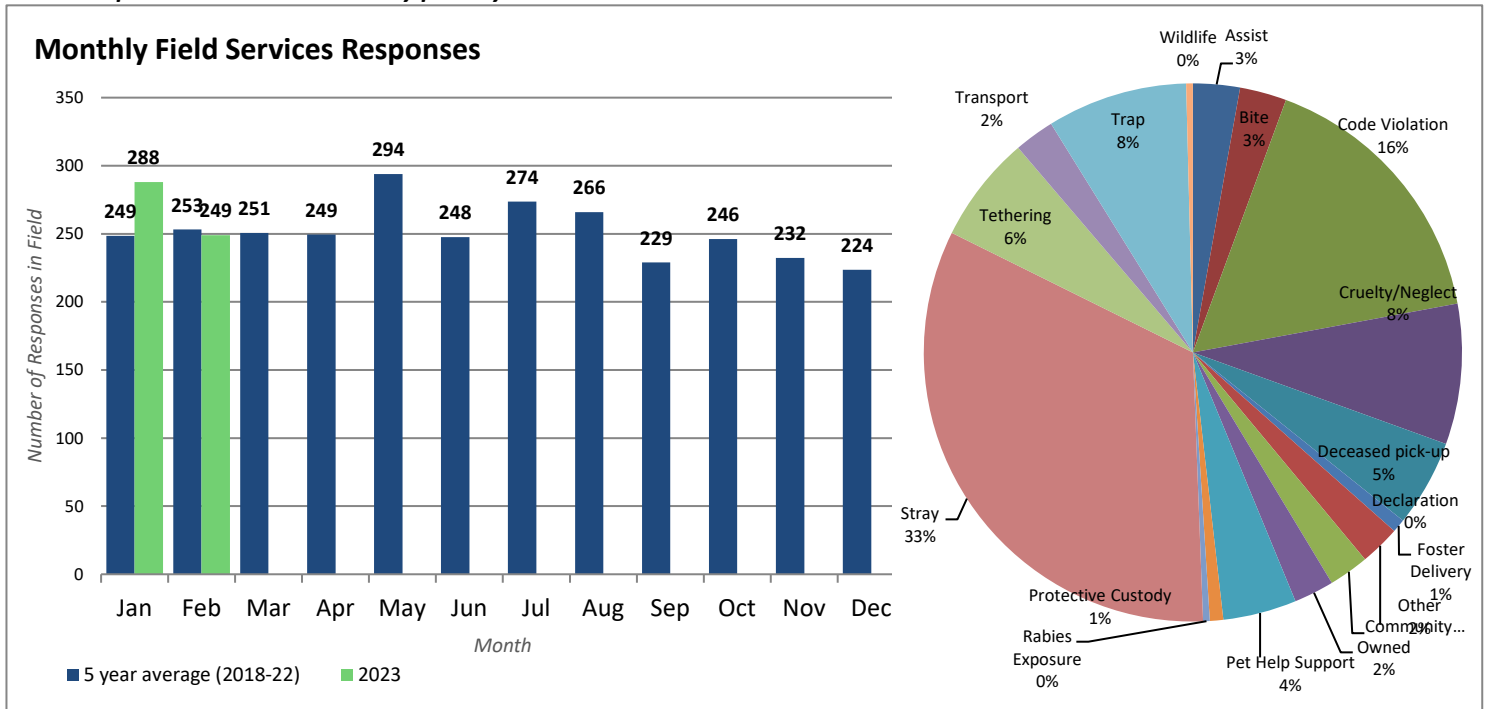


### Field Services

activities related to assisting other agencies such as police or fire, and providing assistance to the public for animal related matters in the field	<b>Assist</b>	<b>7</b>
field activities involving animal bites	<b>Bite</b>	<b>7</b>
field activities related to complaints of code violations involving barking, nuisance, abandoned pets, fowl, over the limit of number of dogs etc	<b>Code Violation</b>	<b>41</b>
field activities involving complaints/ investigations of cruelty and/or neglect	<b>Cruelty/Neglect</b>	<b>21</b>
pick-up and removal of deceased animals	<b>Deceased pick-up</b>	<b>13</b>
field activities involving § 67-4 and § 130A-200- dangerous and vicious dogs	<b>Declaration</b>	<b>0</b>
Delivery of supplies/food for fosters and community members in need (finders of stray pets; owners needing emergency assistance)	<b>Foster Delivery</b>	<b>2</b>
activities related to the Mighty Mousers Program; counseling, transport assistance; nuisance deterrent education/ deployment	<b>Community Cat</b>	<b>6</b>
field activities not included in the other categories such as court, special events etc	<b>Other</b>	<b>6</b>
activities related to field pick up of surrendered animals; notice for recovery of owned animal at shelter	<b>Owned</b>	<b>6</b>
Pet help support for community members in need (finders of stray pets; owners needing emergency assistance, or assistance with low cost sterilization & veterinary referrals, pet behavior assistance referrals, assistance with fencing or appropriate pet housing, pet food assistance, education, nuisance stray cat deterrents not related to mighty mousers)	<b>Pet Help Support</b>	<b>11</b>
field activities involving temporary custody of owned animals	<b>Protective Custody</b>	<b>2</b>
field activities involving potential rabies exposure to human or domestic animal	<b>Rabies Exposure</b>	<b>1</b>
field calls related to domestic animals at large	<b>Stray</b>	<b>82</b>
activities involving complaints related to tethering ordinance	<b>Tethering</b>	<b>16</b>
transport of animals from fosters to adopters or agency to agency transports	<b>Transport</b>	<b>6</b>
field activities related to trapping domestic animals	<b>Trap</b>	<b>21</b>
activities related to wildlife	<b>Wildlife</b>	<b>1</b>

**Total 249**

**Call Response- Visits in Community per day: 8.9**



### BAS Veterinary Care

