



Animal Intakes

Intake Types

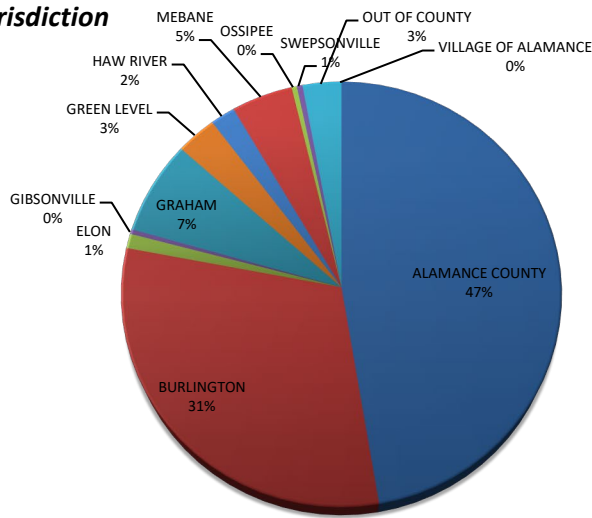
	<u>Adult Dog</u>	<u>Puppy</u>	<u>Total Dog</u>	<u>Adult Cat</u>	<u>Kitten</u>	<u>Total Cat</u>	<u>Other</u>	<u>Total</u>
Stray	1162	264	1426	1563	1428	2991	44	4461
Owner Surrender	453	103	556	184	182	366	21	943
Returned adoption	117	9	126	16	8	24	0	150
Euthanasia Services Surrender	85	2	87	28	0	28	6	121
Confiscate	106	6	112	15	6	21	13	146
Total	1923	384	2307	1806	1624	3430	84	5821

⁽¹⁾ Partner Agency Transfer= 0

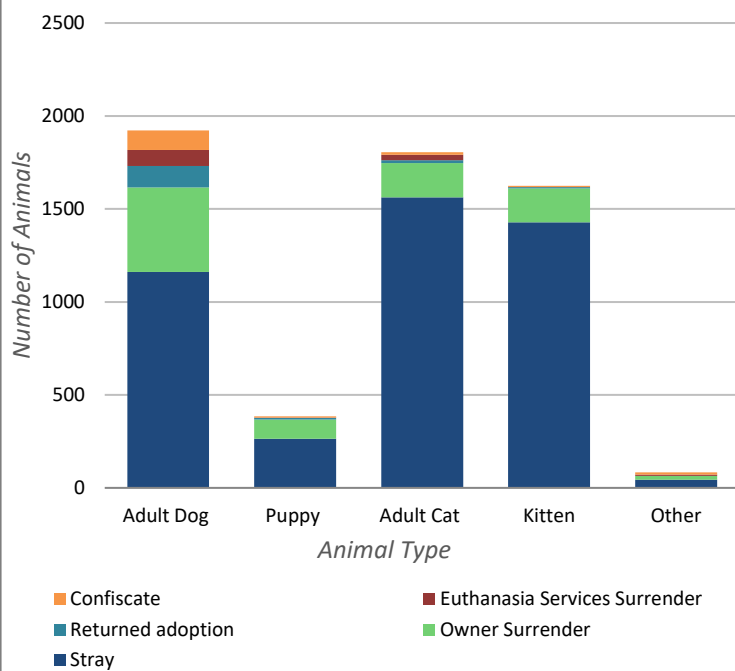
Intake Jurisdiction

<u>Jurisdiction</u>	<u>Total</u>	<u>%</u>
ALAMANCE COUNTY	2756	47%
BURLINGTON	1783	31%
ELON	64	1%
GIBSONVILLE	21	0%
GRAHAM	418	7%
GREEN LEVEL	179	3%
HAW RIVER	110	2%
MEBANE	271	5%
OSSIPEE	23	0%
SWEPSONVILLE	25	0%
OUT OF COUNTY	171	3%
VILLAGE OF ALAMANCE	0	0%
Total	5821	100%

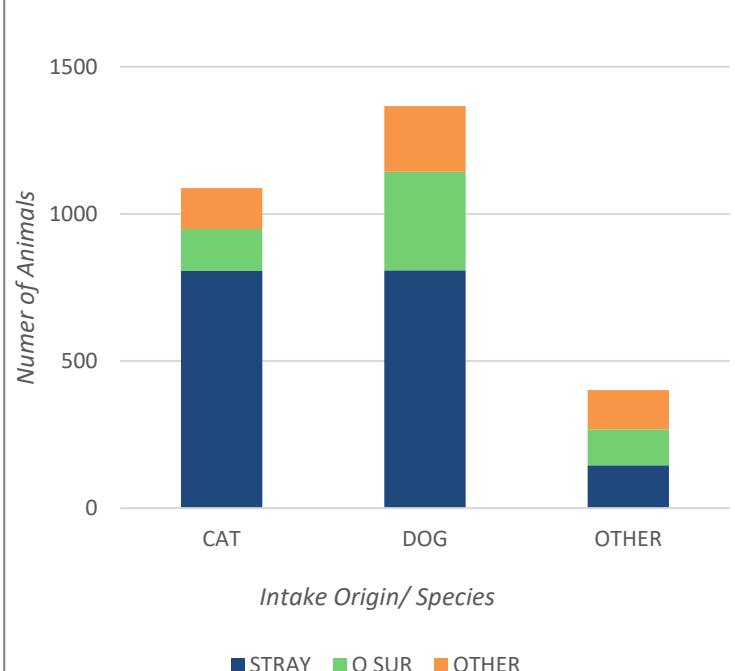
Intake by Jurisdiction



Intake Types



Intake Origin



Note: Wildlife Intake/Outcome is not included in this report

Burlington Animal Services

2022 Statistical Report

Animal Outcomes

	<u>Adult</u>		<u>Total</u>	<u>Adult</u>			<u>Total</u>	<u>Other</u>	<u>Total</u>	<u>%</u>
	<u>Dog</u>	<u>Puppy</u>	<u>Dog</u>	<u>Cat</u>	<u>Kitten</u>	<u>Cat</u>				
Total Live Release⁽¹⁾	1730	358	2088	1693	1434	3127	86	5301	92%	

⁽¹⁾ Calculated as follows: total positive outcomes/total outcomes

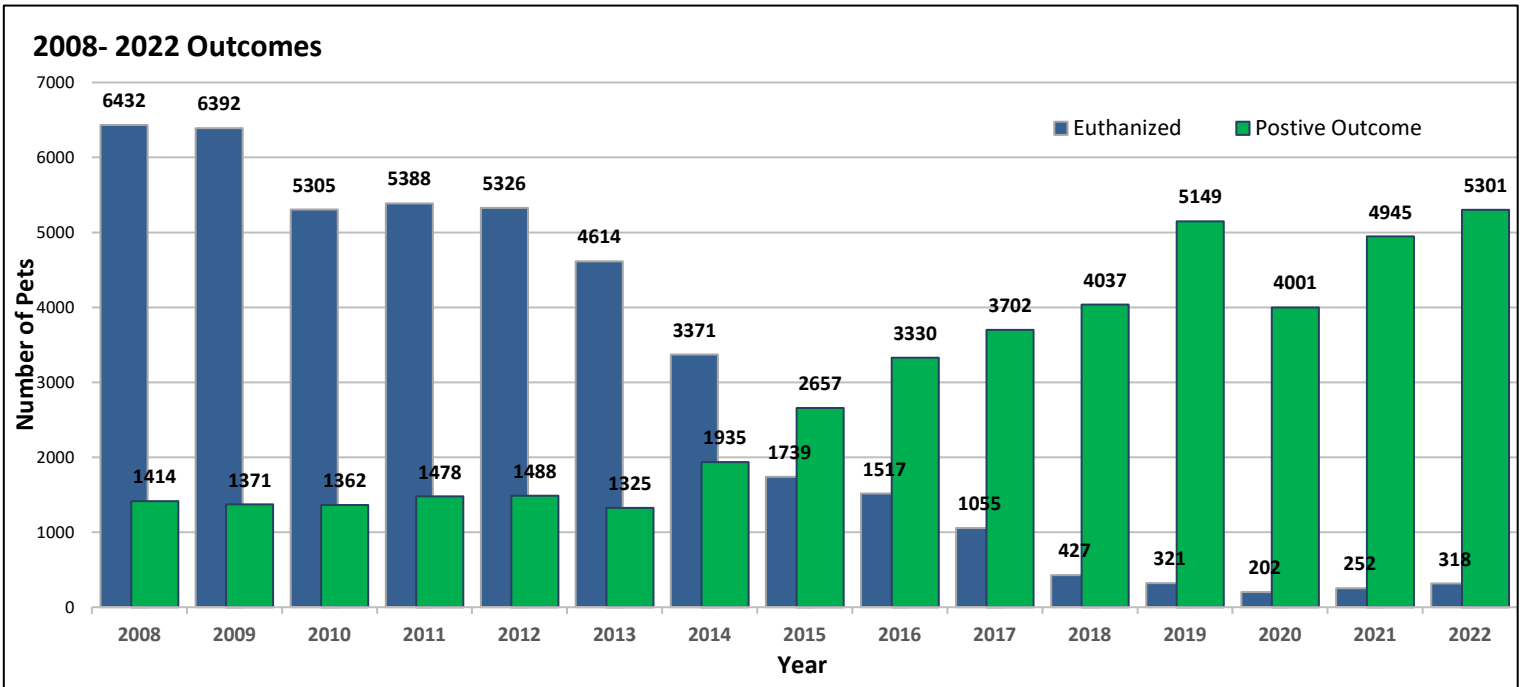
Total Outcomes

	<u>Adult</u>		<u>Total</u>	<u>Adult</u>			<u>Total</u>	<u>Other</u>	<u>Total</u>	<u>% of total</u>
	<u>Dog</u>	<u>Puppy</u>	<u>Dog</u>	<u>Cat</u>	<u>Kitten</u>	<u>Cat</u>				
Return to Owner (RTO)	496	21	517	44	10	54	9	580	10%	
Adoption ⁽²⁾	1143	308	1451	1612	1391	3003	58	4512	79%	
Rescue Transfer	91	29	120	37	33	70	19	209	4%	
Shelter Euthanasia	47	4	51	57	49	106	12	169	3%	
Euthanasia Services Surrender	100	2	102	38	1	39	8	149	3%	
Died	12	5	17	15	89	104	0	121	2.1%	
Total	1889	369	2258	1803	1573	3376	106	5740	100%	

⁽²⁾ Mighty Mouser Program Adoptions totaled 1370 cats and kittens

Shelter Euthanasia Reasons

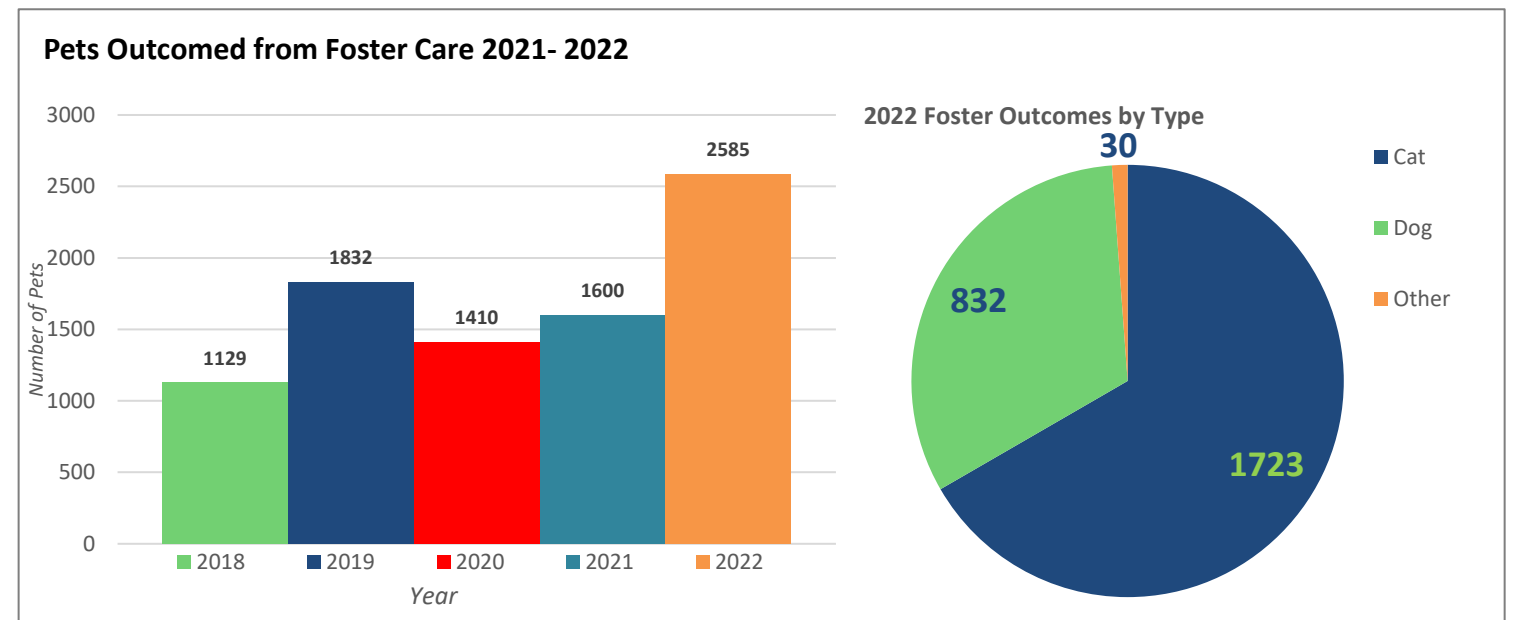
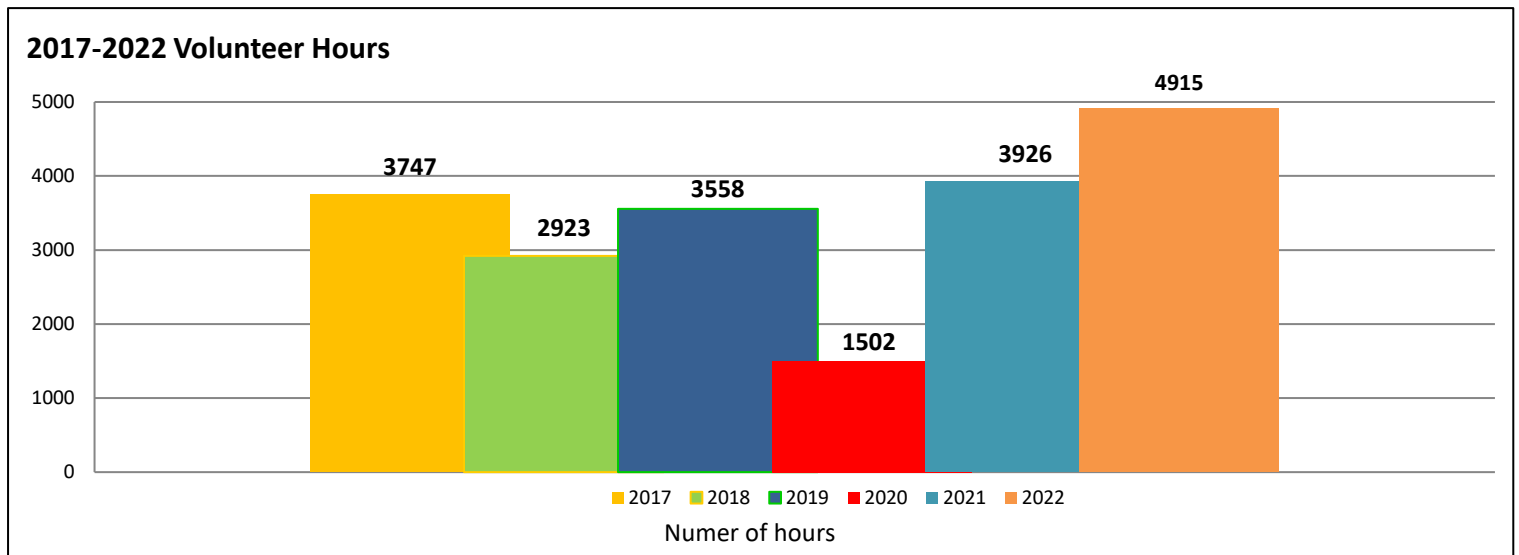
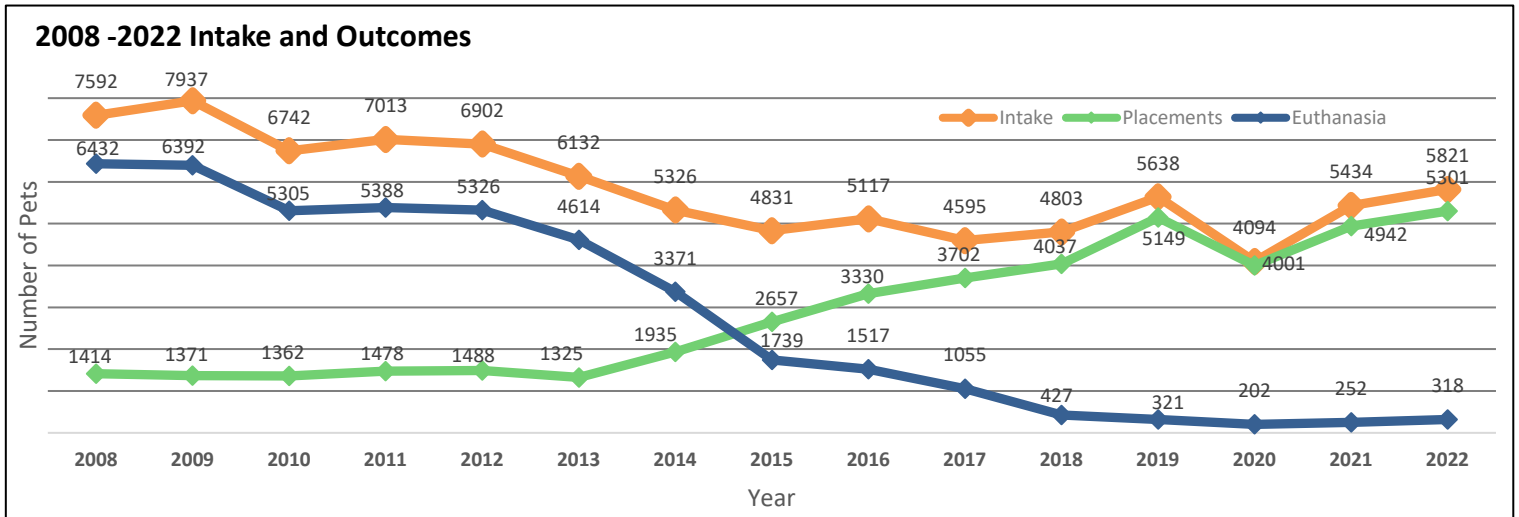
	<u>Adult</u>		<u>Total</u>	<u>Adult</u>			<u>Total</u>	<u>Other</u>	<u>Total</u>	<u>%Euth</u>
	<u>Dog</u>	<u>Puppy</u>	<u>Dog</u>	<u>Cat</u>	<u>Kitten</u>	<u>Cat</u>				
Behavior	27	0	27	0	0	0	0	27	16%	
Medical	20	4	24	57	49	106	17	147	84%	
Total	47	4	51	57	49	106	17	174	100%	



Burlington Animal Services

2022 Statistical Report

Activity Comparison Statistics

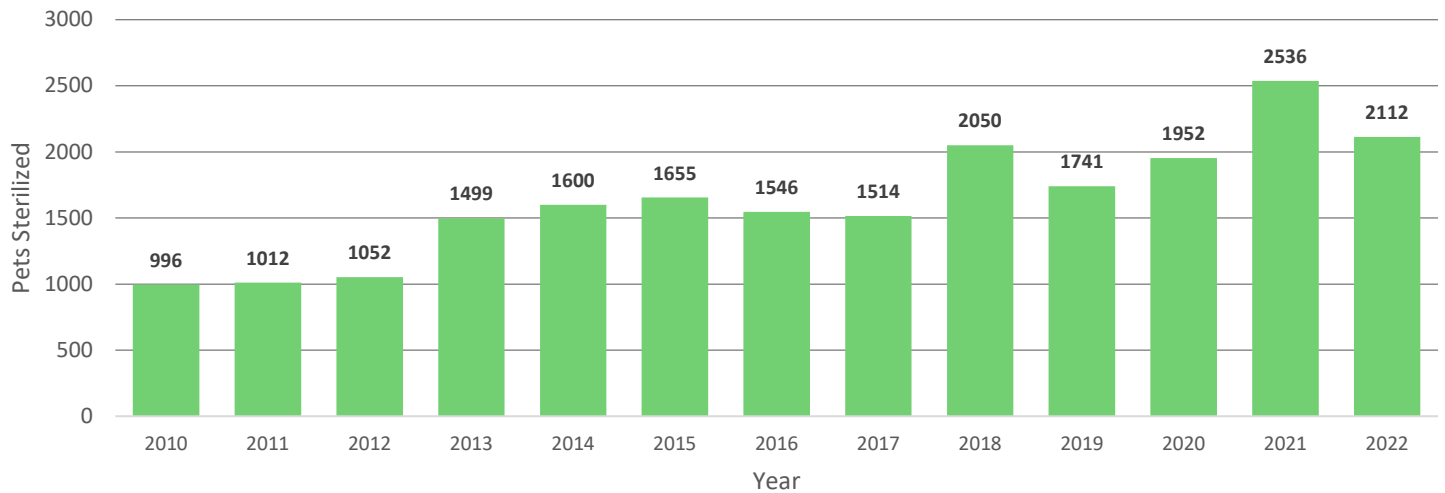


Burlington Animal Services

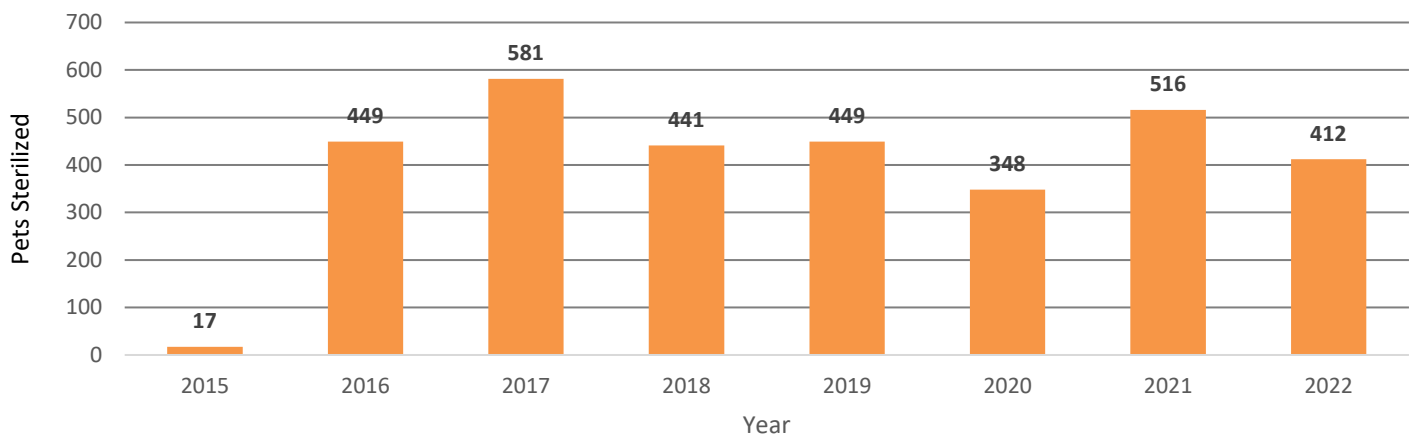
2022 Statistical Report

Community Spay/ Neuter

2010- 2022 Spay & Neuter Clinic of Alamance County

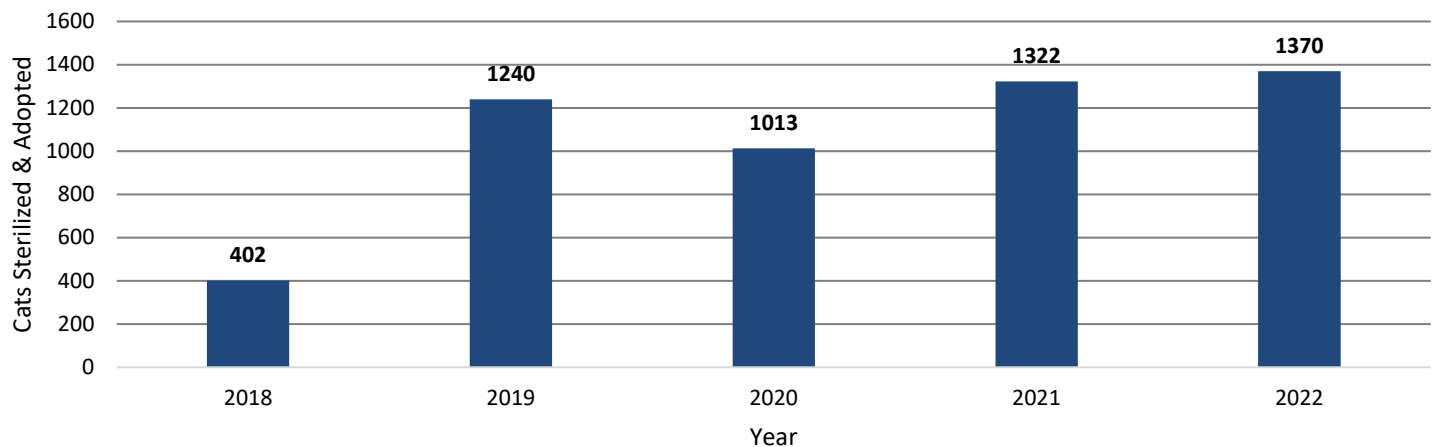


2015- 2022 Animal Kind/ \$20 FIX Program



Note: The Animal Kind \$20 FIX program offers sterilization services for pets belonging to Alamance County residents that meet maximum income requirements at a fee of \$20 or less.

2018-2022 BAS Mighty Mousers Program



Burlington Animal Services

2022 Statistical Report

Field Services

activities related to assisting other agencies such as police or fire, and providing assistance to the public for animal related matters in the field	Assist	72
field activities involving animal bites	Bite	151
field activities related to complaints of code violations involving barking, nuisance, abandoned pets, fowl, over the limit of number of dogs etc	Code Violation	554
activities related to the Mighty Mousers Program; counseling, transport assistance; nuisance deterrent education/ deployment	Community Cat	266
field activities involving complaints/ investigations of cruelty and/or neglect	Cruelty/Neglect	151
pick-up and removal of deceased animals	Deceased pick-up	19
field activities involving § 67-4 and § 130A-200- dangerous and vicious dogs	Declaration	8
delivery of supplies, food for fosters and community members in need (owners of stray pets, owners needing emergency assistance)	Delivery	39
field activities not included in the other categories such as court, special events etc	Other	81
activities related to field pick up of surrendered animals; notice for recovery of owned animal at shelter	Owned	44
field activities involving temporary custody of owned animals	Protective Custody	8
field activities involving potential rabies exposure to human or domestic animal	Rabies Exposure	26
field calls related to domestic animals at large	Stray	778
activities involving complaints related to tethering ordinance	Tethering	215
transport of animals from fosters to adopters or agency to agency transports	Transport	14
field activities related to trapping domestic animals	Trap	95
activities related to wildlife	Wildlife	137
Total		2658

Average Field Service Responses per day:

7.3

