

Burlington Animal Services

Statistical Report- December 2022

Animal Intakes

Intake Types

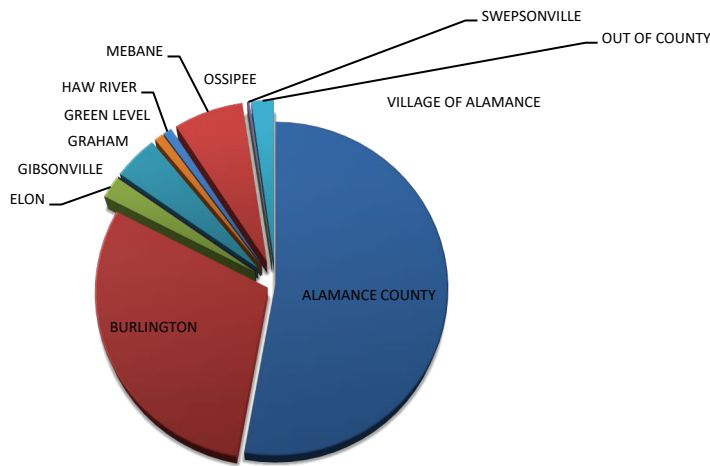
	Adult		Total Dog	Adult		Total Cat	Other	Total
	Dog	Puppy		Cat	Kitten			
Stray	120	26	146	142	75	217	2	365
Owner Surrender ⁽¹⁾	24	5	29	19	15	34	1	64
Returned adoption	14	0	14	0	0	0	0	14
Euthanasia Services Surrender	6	0	6	0	0	0	0	6
Confiscate	7	2	9	1	0	1	1	11
Total	171	33	204	162	90	252	4	460

⁽¹⁾ Partner Agency Transfer= 0

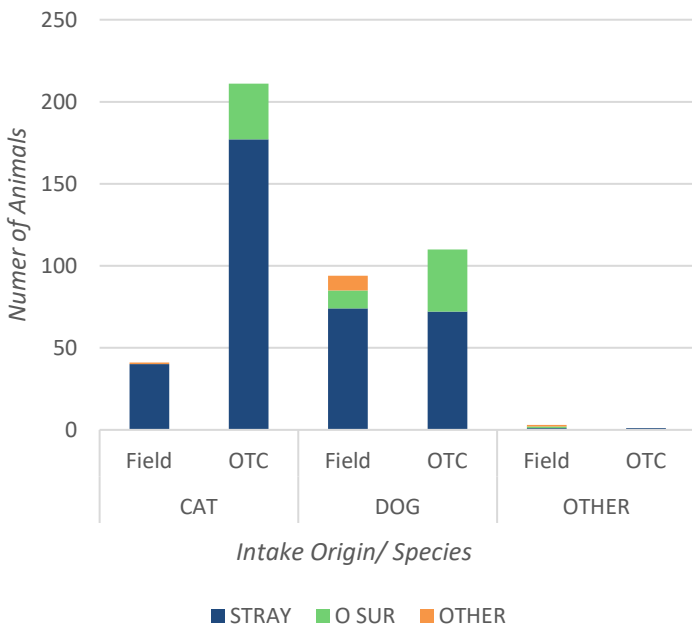
Intake Jurisdiction

Jurisdiction	Total	%
ALAMANCE COUNTY	243	53%
BURLINGTON	137	30%
ELON	10	2%
GIBSONVILLE	0	0%
GRAHAM	20	4%
GREEN LEVEL	4	1%
HAW RIVER	4	1%
MEBANE	31	7%
OSSIPEE	0	0%
SWEPSONVILLE	1	0%
OUT OF COUNTY	10	2%
VILLAGE OF ALAMANCE	0	0%
Total	460	100%

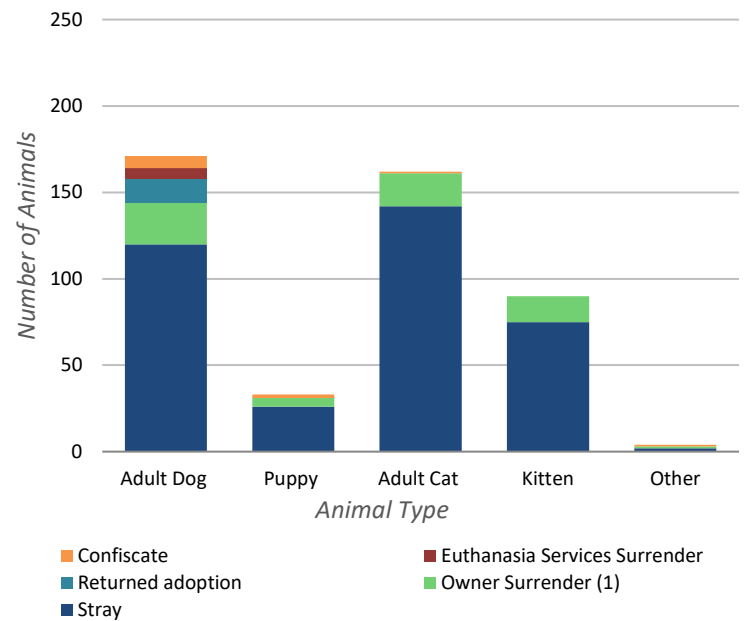
Intake by Jurisdiction



Intake Origin



Intake Types



Note: Wildlife Intake/Outcome is not included in this report

Animal Outcomes

	<u>Adult</u> <u>Doq</u>	<u>Puppy</u>	<u>Total</u> <u>Doq</u>	<u>Adult</u> <u>Cat</u>	<u>Kitten</u>	<u>Total</u> <u>Cat</u>	<u>Other</u>	<u>Total</u>	<u>%</u>
Total Live Release ⁽¹⁾	160	25	185	150	119	269	3	457	93%

⁽¹⁾ Calculated as follows: total positive outcomes/total outcomes

Total Outcomes

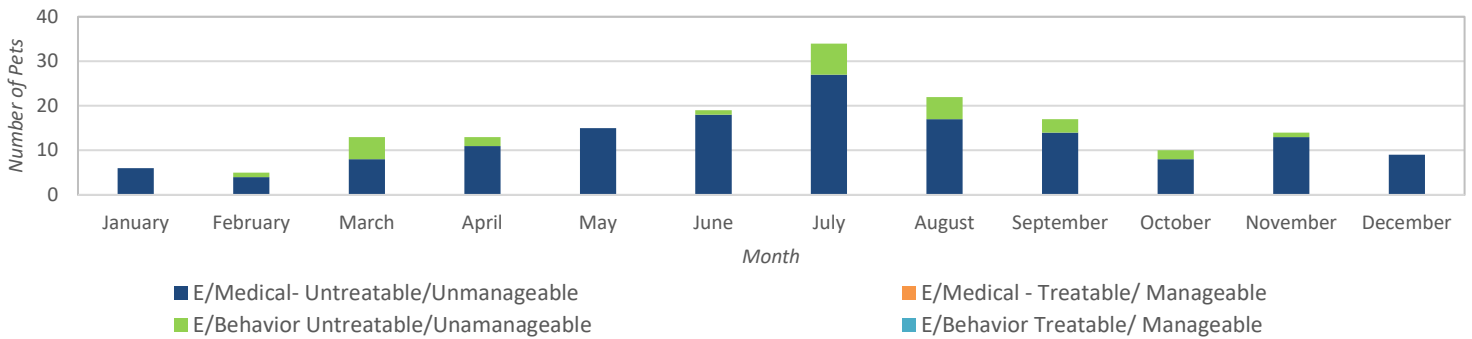
	<u>Adult</u> <u>Doq</u>	<u>Puppy</u>	<u>Total</u> <u>Doq</u>	<u>Adult</u> <u>Cat</u>	<u>Kitten</u>	<u>Total</u> <u>Cat</u>	<u>Other</u>	<u>Total</u>	<u>% of</u> <u>total</u>
Return to Home	56	5	61	4	1	5	1	67	14%
Adoption ⁽²⁾	97	18	115	140	115	255	2	372	76%
Rescue Transfer	7	2	9	6	3	9	0	18	4%
Shelter Euthanasia	4	0	4	5	0	5	0	9	2%
Euthanasia Services Surrender	7	0	7	2	0	2	0	9	2%
Died	3	1	4	4	7	11	0	15	3%
Total	174	26	200	161	126	287	3	490	100%

⁽²⁾ Mighty Mouser Program Adoptions totaled 111 cats and kittens

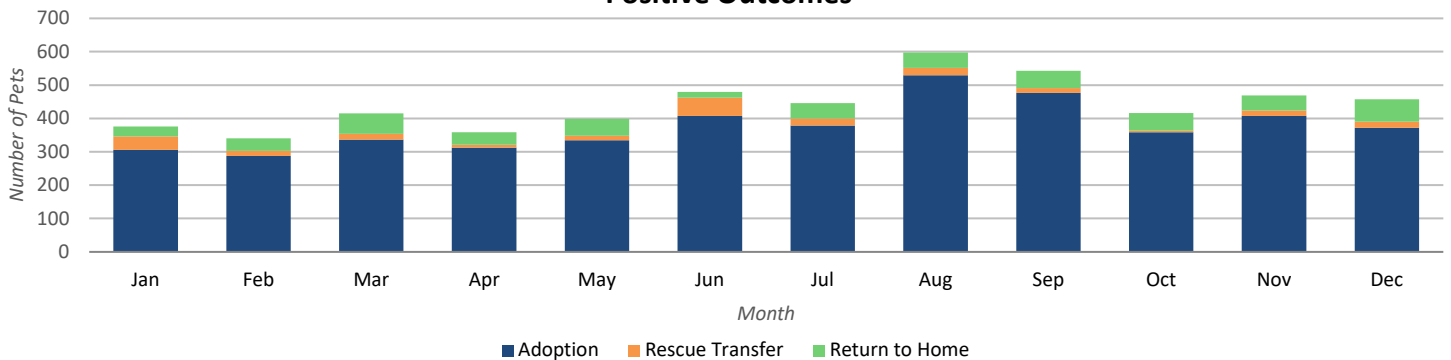
Shelter Euthanasia Reasons

	<u>Adult</u> <u>Doq</u>	<u>Puppy</u>	<u>Total</u> <u>Doq</u>	<u>Adult</u> <u>Cat</u>	<u>Kitten</u>	<u>Total</u> <u>Cat</u>	<u>Other</u>	<u>Total</u>	<u>%Euth</u>
Behavior	0	0	0	0	0	0	0	0	0%
Medical	4	0	4	5	0	5	0	9	100%
Total	4	0	4	5	0	5	0	9	100%

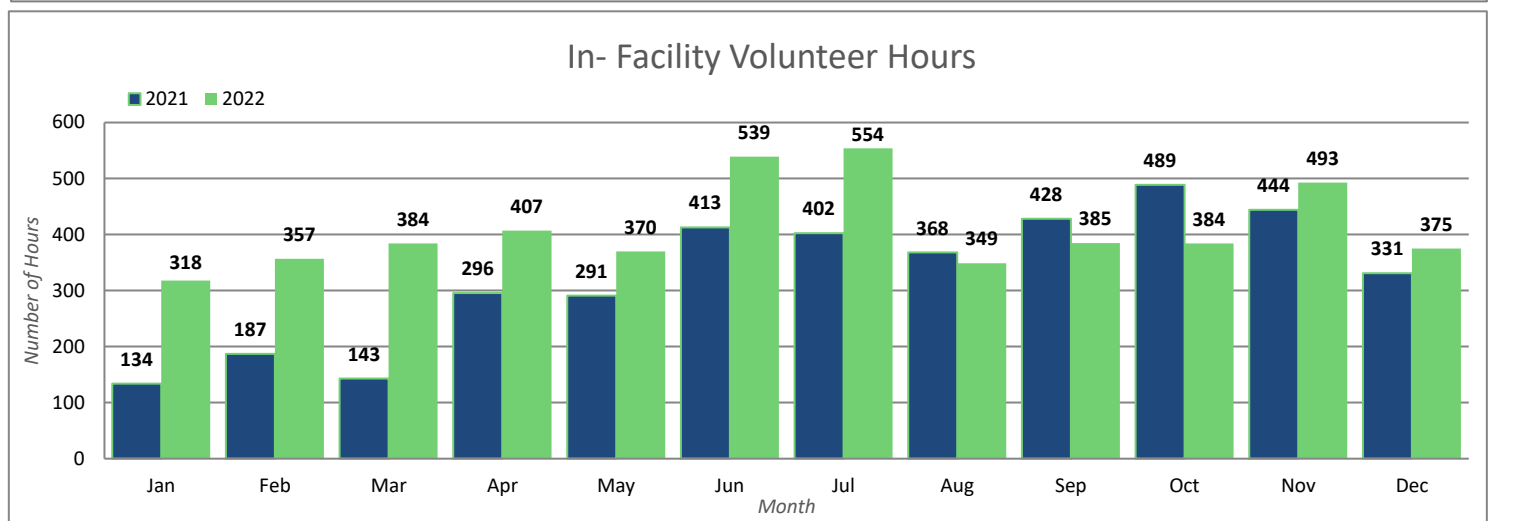
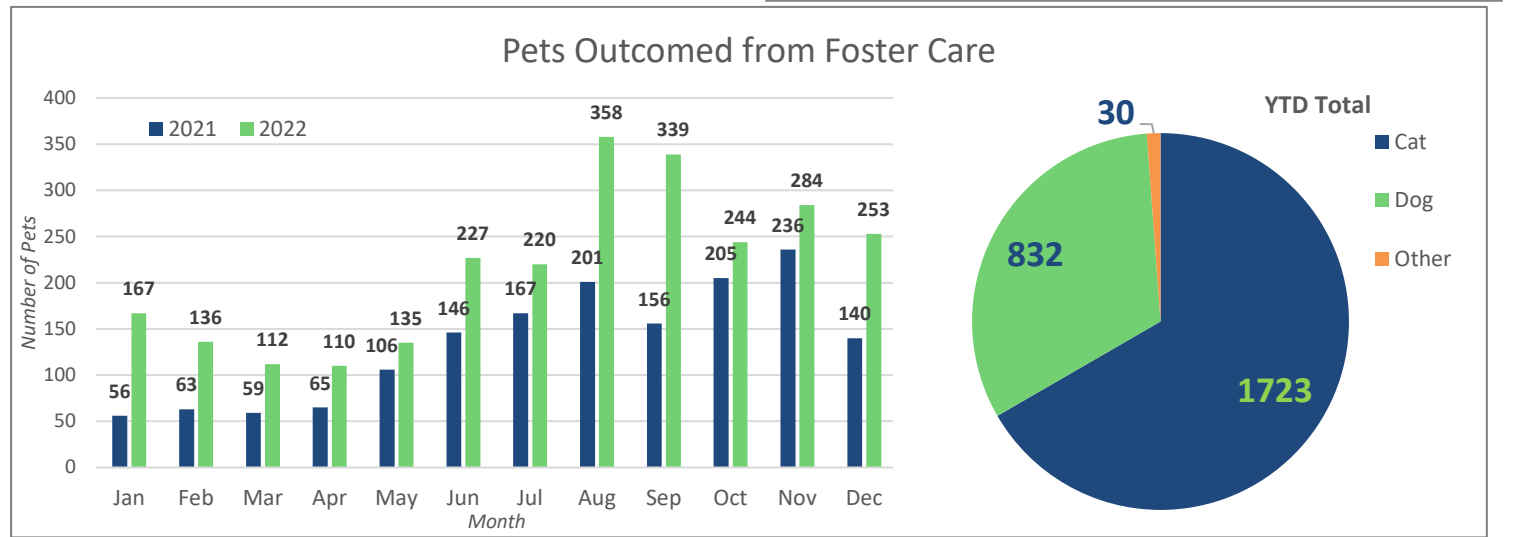
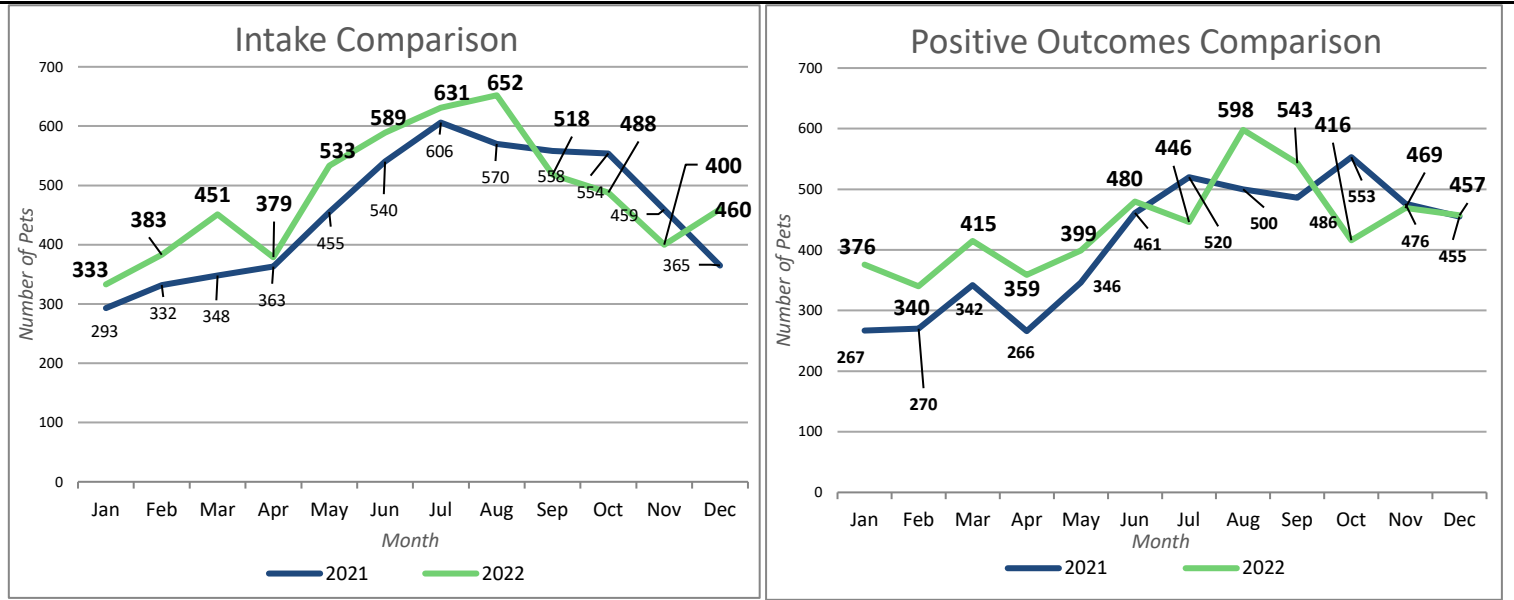
Shelter Euthanasia Reasons



Positive Outcomes



Activity Comparison Statistics



Burlington Animal Services

Statistical Report- December 2022

Field Services

activities related to assisting other agencies such as police or fire, and providing assistance to the public for animal related matters in the field	Assist	8
field activities involving animal bites	Bite	9
field activities related to complaints of code violations involving barking, nuisance, abandoned pets, fowl, over the limit of number of dogs etc	Code Violation	30
field activities involving complaints/ investigations of cruelty and/or neglect	Cruelty/Neglect	25
pick-up and removal of deceased animals	Deceased pick-up	17
field activities involving § 67-4 and § 130A-200- dangerous and vicious dogs	Declaration	1
Delivery of supplies/food for fosters and community members in need (finders of stray pets; owners needing emergency assistance)	Delivery	5
activities related to the Mighty Mousers Program; counseling, transport assistance; nuisance deterrent education/ deployment	Community Cat	1
field activities not included in the other categories such as court, special events etc	Other	8
activities related to field pick up of surrendered animals; notice for recovery of owned animal at shelter	Owned	5
field activities involving temporary custody of owned animals	Protective Custody	2
field activities involving potential rabies exposure to human or domestic animal	Rabies Exposure	1
field calls related to domestic animals at large	Stray	74
activities involving complaints related to tethering ordinance	Tethering	12
transport of animals from fosters to adopters or agency to agency transports	Transport	2
field activities related to trapping domestic animals	Trap	4
activities related to wildlife	Wildlife	12
	Total	216

Call Response- Visits in Community per day: 7.0

