

Animal Intakes

Intake Types

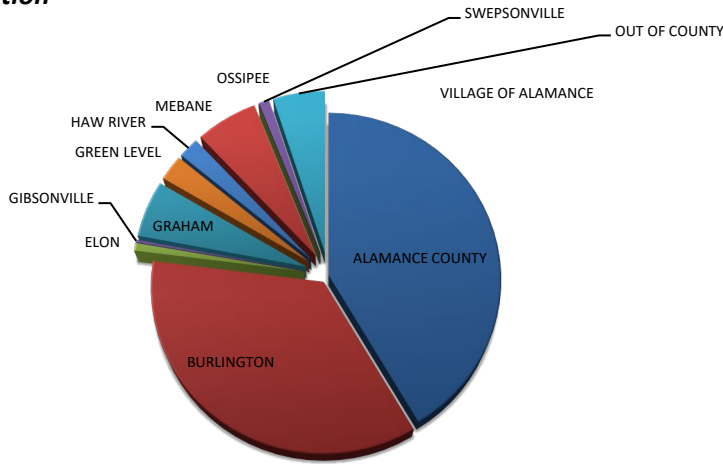
	<u>Adult</u>		<u>Total</u>	<u>Adult</u>		<u>Total</u>		
	<u>Dog</u>	<u>Puppy</u>		<u>Dog</u>	<u>Cat</u>	<u>Cat</u>	<u>Other</u>	<u>Total</u>
Stray	91	13	104	92	78	170	14	288
Owner Surrender ⁽¹⁾	30	10	40	25	9	34	0	74
Returned adoption	10	0	10	1	0	1	0	11
Euthanasia Services Surrender	8	1	9	3	0	3	0	12
Confiscate	8	2	10	3	2	5	0	15
Total	147	26	173	124	89	213	14	400

⁽¹⁾ Partner Agency Transfer= 7 dogs; 1 kitten

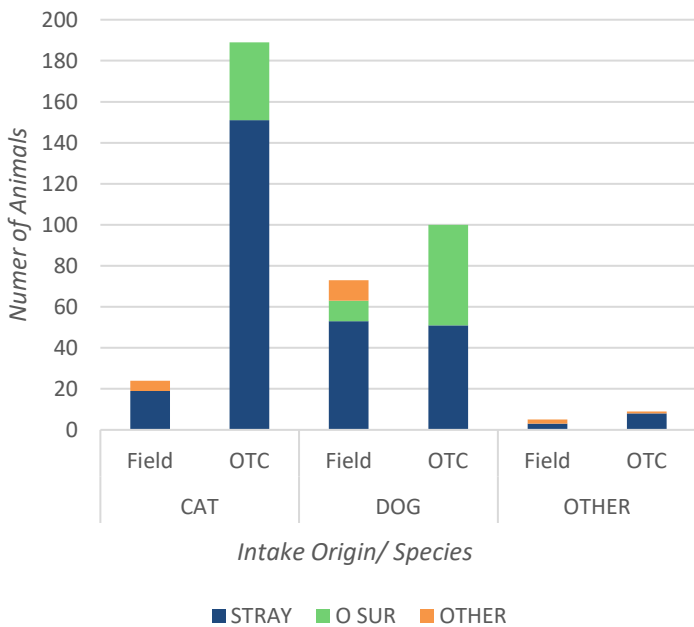
Intake Jurisdiction

<u>Jurisdiction</u>	<u>Total</u>	<u>%</u>
ALAMANCE COUNTY	166	42%
BURLINGTON	142	36%
ELON	3	1%
GIBSONVILLE	1	0%
GRAHAM	22	6%
GREEN LEVEL	10	3%
HAW RIVER	8	2%
MEBANE	24	6%
OSSIPEE	0	0%
SWEPSONVILLE	4	1%
OUT OF COUNTY	20	5%
VILLAGE OF ALAMANCE	0	0%
Total	400	100%

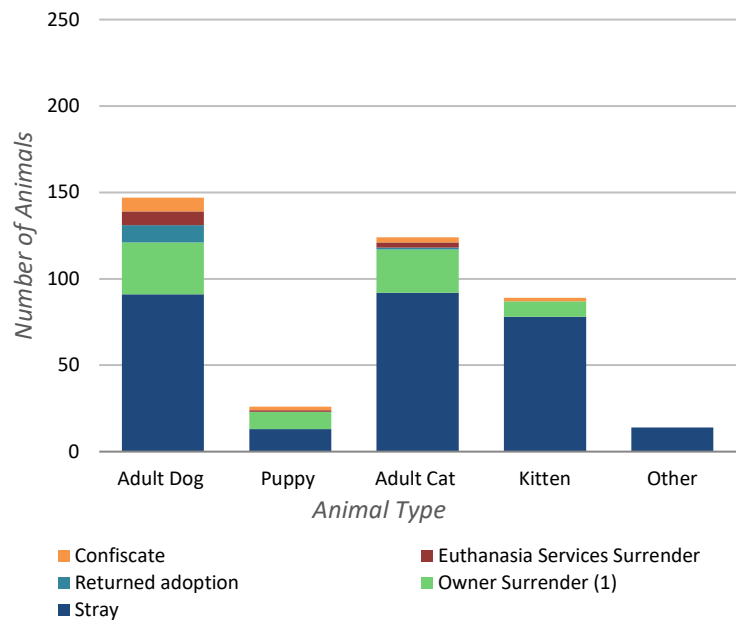
Intake by Jurisdiction



Intake Origin



Intake Types



Note: Wildlife Intake/Outcome is not included in this report

Animal Outcomes

	<u>Adult</u> <u>Doq</u>	<u>Puppy</u>	<u>Total</u> <u>Doq</u>	<u>Adult</u> <u>Cat</u>	<u>Kitten</u>	<u>Total</u> <u>Cat</u>	<u>Other</u>	<u>Total</u>	<u>%</u>
Total Live Release ⁽¹⁾	158	33	191	127	140	267	11	469	92%

⁽¹⁾ Calculated as follows: total positive outcomes/total outcomes

Total Outcomes

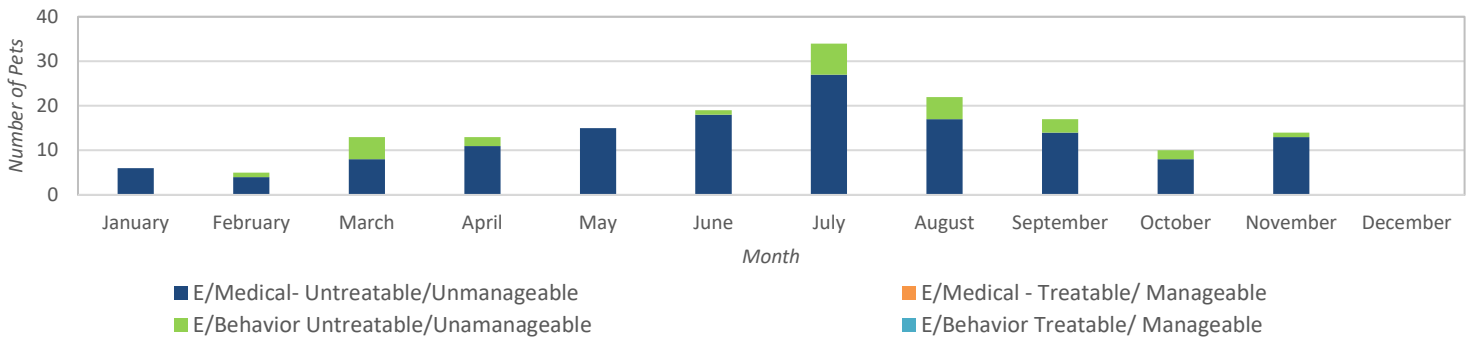
	<u>Adult</u> <u>Doq</u>	<u>Puppy</u>	<u>Total</u> <u>Doq</u>	<u>Adult</u> <u>Cat</u>	<u>Kitten</u>	<u>Total</u> <u>Cat</u>	<u>Other</u>	<u>Total</u>	<u>% of</u> <u>total</u>
Return to Home	37	1	38	5	1	6	1	45	9%
Adoption ⁽²⁾	110	27	137	122	139	261	10	408	80%
Rescue Transfer	11	5	16	0	0	0	0	16	3%
Shelter Euthanasia	2	0	2	5	7	12	0	14	3%
Euthanasia Services Surrender	9	1	10	4	0	4	0	14	3%
Died	1	1	2	2	7	9	0	11	2%
Total	170	35	205	138	154	292	11	508	100%

⁽²⁾ Mighty Mouser Program Adoptions totaled 78 cats and kittens

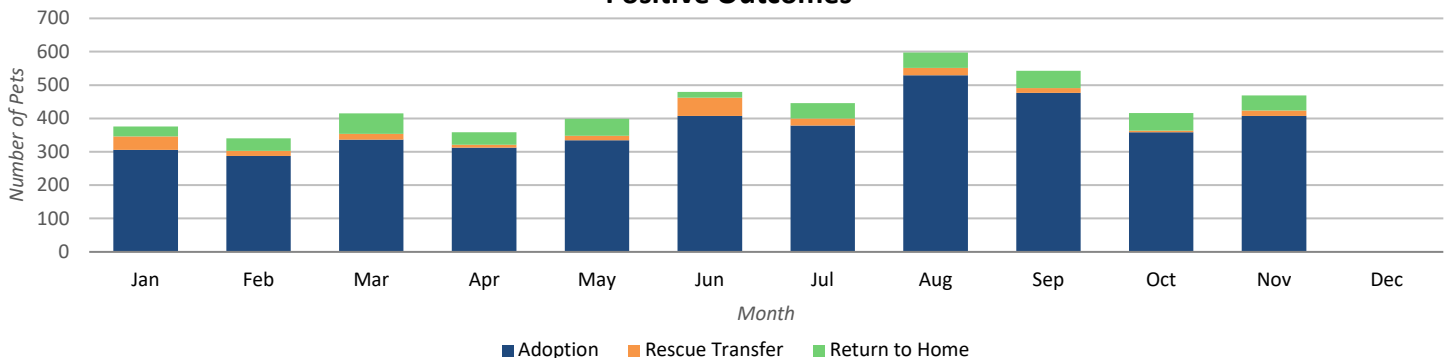
Shelter Euthanasia Reasons

	<u>Adult</u> <u>Doq</u>	<u>Puppy</u>	<u>Total</u> <u>Doq</u>	<u>Adult</u> <u>Cat</u>	<u>Kitten</u>	<u>Total</u> <u>Cat</u>	<u>Other</u>	<u>Total</u>	<u>%Euth</u>
Behavior	1	0	1	0	0	0	0	1	7%
Medical	1	0	1	5	7	12	0	13	93%
Total	2	0	2	5	7	12	0	14	100%

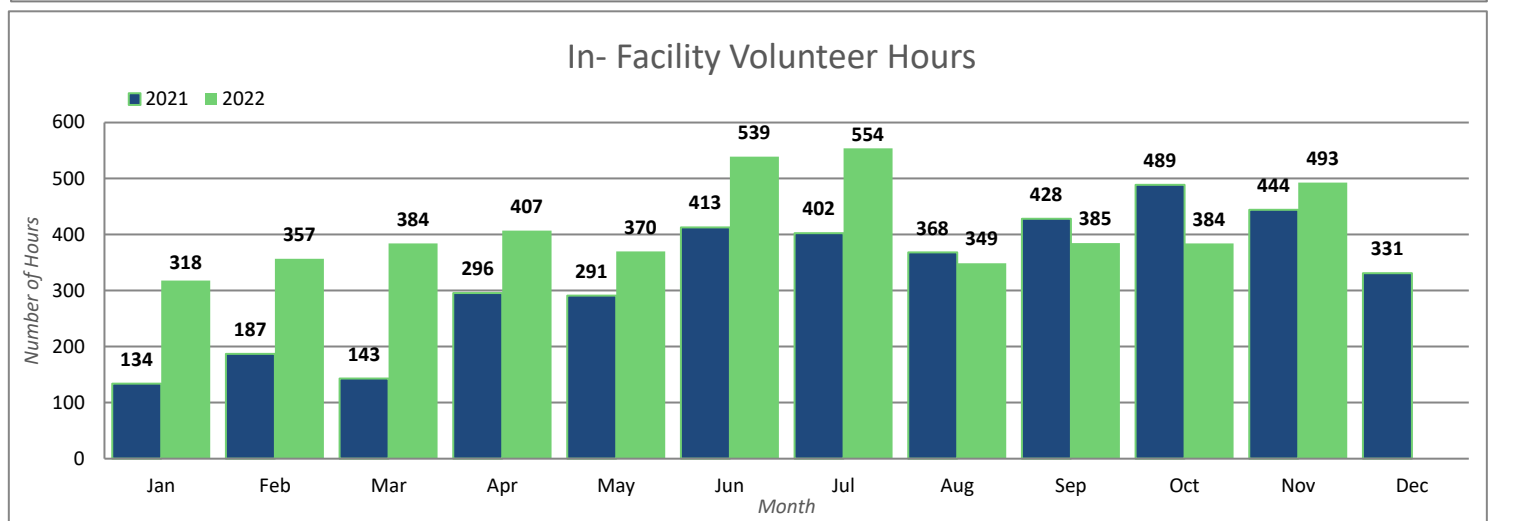
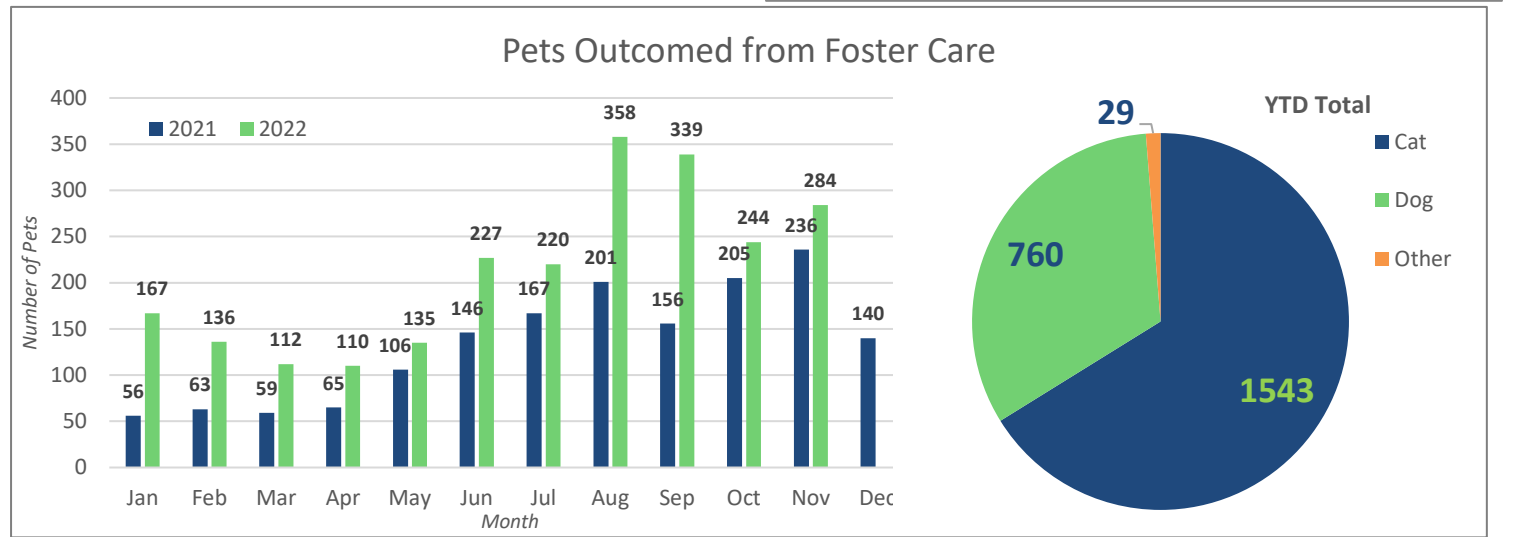
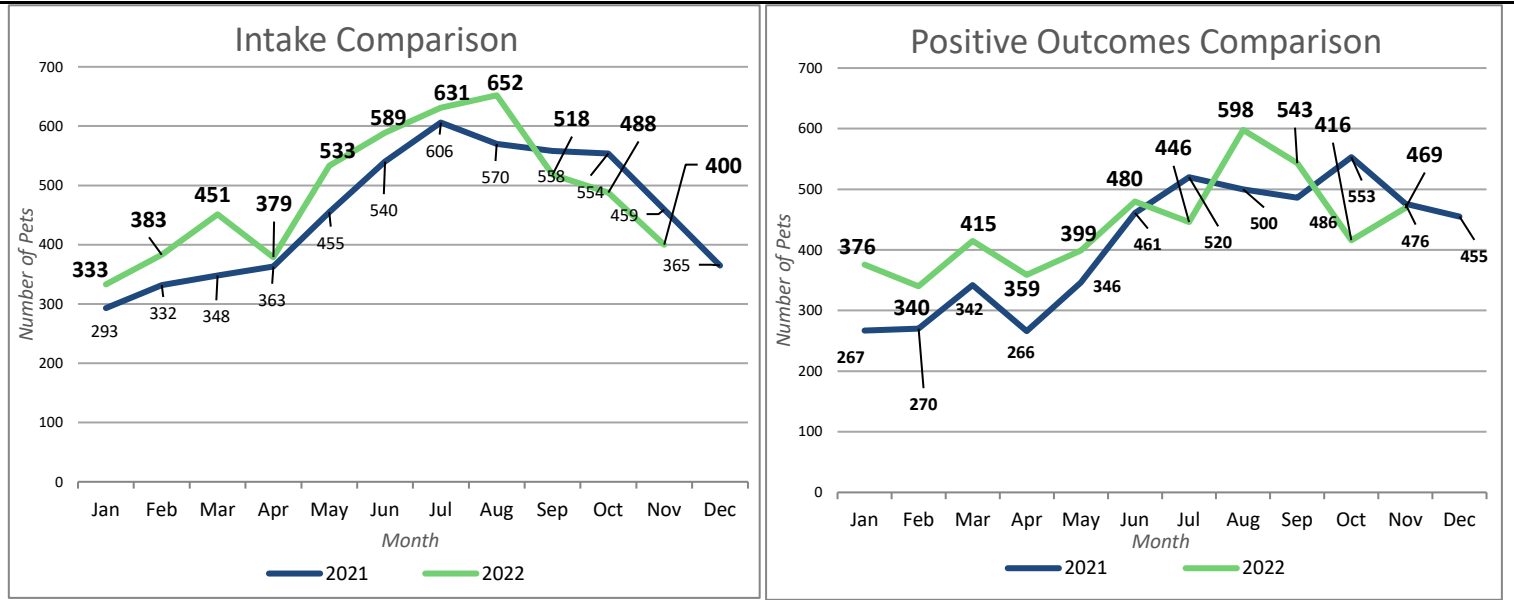
Shelter Euthanasia Reasons



Positive Outcomes



Activity Comparison Statistics



Burlington Animal Services

Statistical Report- November 2022

Field Services

activities related to assisting other agencies such as police or fire, and providing assistance to the public for animal related matters in the field	Assist	3
field activities involving animal bites	Bite	11
field activities related to complaints of code violations involving barking, nuisance, abandoned pets, fowl, over the limit of number of dogs etc	Code Violation	45
field activities involving complaints/ investigations of cruelty and/or neglect	Cruelty/Neglect	20
pick-up and removal of deceased animals	Deceased pick-up	20
field activities involving § 67-4 and § 130A-200- dangerous and vicious dogs	Declaration	1
Delivery of supplies/food for fosters and community members in need (finders of stray pets; owners needing emergency assistance)	Delivery	0
activities related to the Mighty Mousers Program; counseling, transport assistance; nuisance deterrent education/ deployment	Community Cat	1
field activities not included in the other categories such as court, special events etc	Other	5
activities related to field pick up of surrendered animals; notice for recovery of owned animal at shelter	Owned	4
field activities involving temporary custody of owned animals	Protective Custody	0
field activities involving potential rabies exposure to human or domestic animal	Rabies Exposure	2
field calls related to domestic animals at large	Stray	58
activities involving complaints related to tethering ordinance	Tethering	17
transport of animals from fosters to adopters or agency to agency transports	Transport	0
field activities related to trapping domestic animals	Trap	1
activities related to wildlife	Wildlife	9
	Total	197

Call Response- Visits in Community per day: 6.6

Monthly Field Services Responses

