

**Animal Intakes**

**Intake Types**

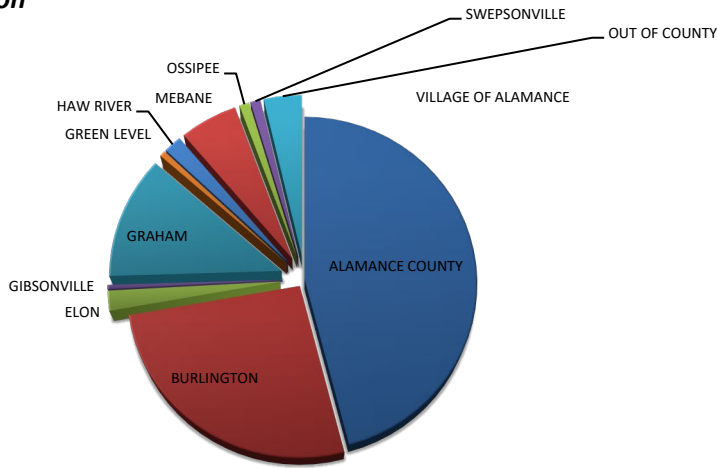
	<u>Adult</u>		<u>Total</u>	<u>Adult</u>		<u>Total</u>		<u>Total</u>
	<u>Dog</u>	<u>Puppy</u>		<u>Dog</u>	<u>Cat</u>	<u>Cat</u>	<u>Other</u>	
Stray	104	25	129	127	146	273	3	405
Owner Surrender <sup>(1)</sup>	42	2	44	13	12	25	11	80
Returned adoption	10	1	11	2	0	2	0	13
Euthanasia Services Surrender	6	0	6	1	0	1	1	8
Confiscate	10	0	10	1	0	1	1	12
<b>Total</b>	<b>172</b>	<b>28</b>	<b>200</b>	<b>144</b>	<b>158</b>	<b>302</b>	<b>16</b>	<b>518</b>

<sup>(1)</sup> Partner Agency Transfer= 4 dogs

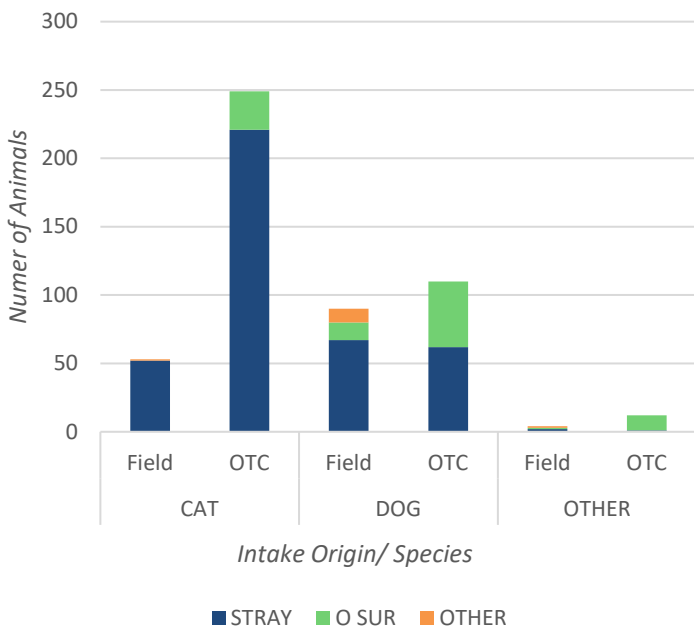
**Intake Jurisdiction**

<u>Jurisdiction</u>	<u>Total</u>	<u>%</u>
ALAMANCE COUNTY	238	46%
BURLINGTON	136	26%
ELON	10	2%
GIBSONVILLE	2	0%
GRAHAM	62	12%
GREEN LEVEL	3	1%
HAW RIVER	9	2%
MEBANE	29	6%
OSSIPEE	5	1%
SWEPSONVILLE	5	1%
OUT OF COUNTY	19	4%
VILLAGE OF ALAMANCE	0	0%
<b>Total</b>	<b>518</b>	<b>100%</b>

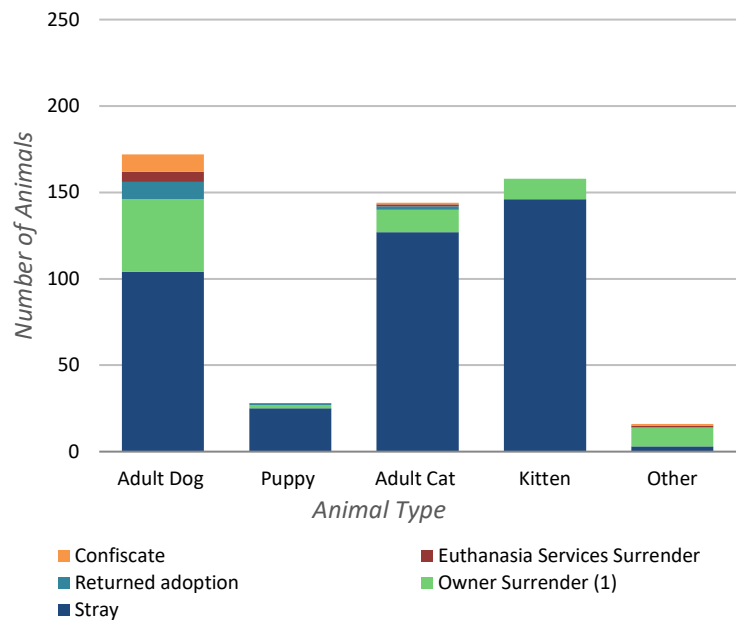
**Intake by Jurisdiction**



**Intake Origin**



**Intake Types**



Note: Wildlife Intake/Outcome is not included in this report

# Burlington Animal Services

## Statistical Report- September 2022

### Animal Outcomes

	<u>Adult</u> <u>Doq</u>	<u>Puppy</u>	<u>Total</u> <u>Doq</u>	<u>Adult</u> <u>Cat</u>	<u>Kitten</u>	<u>Total</u> <u>Cat</u>	<u>Other</u>	<u>Total</u>	<u>%</u>
<b>Total Live Release <sup>(1)</sup></b>	152	40	192	138	196	334	17	<b>543</b>	<b>93%</b>

<sup>(1)</sup> Calculated as follows: total positive outcomes/total outcomes

#### Total Outcomes

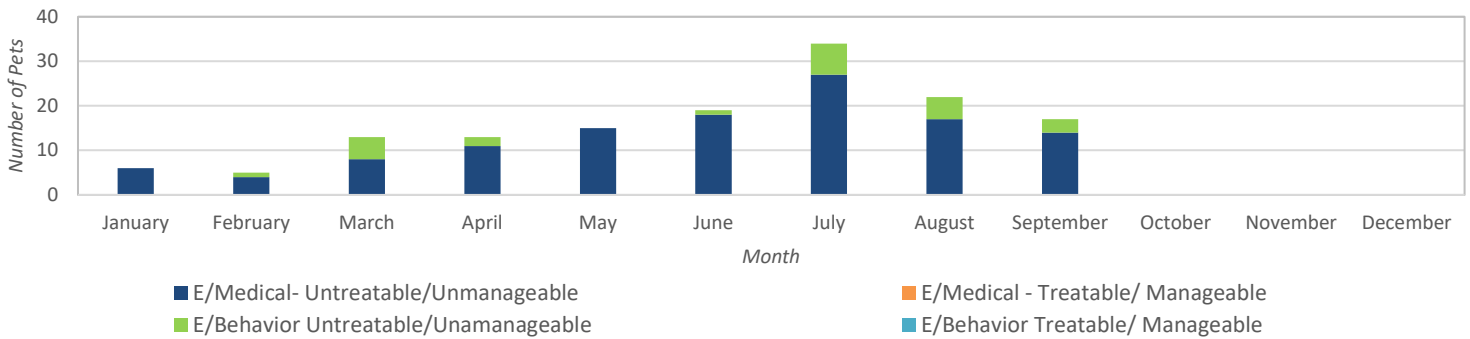
	<u>Adult</u> <u>Doq</u>	<u>Puppy</u>	<u>Total</u> <u>Doq</u>	<u>Adult</u> <u>Cat</u>	<u>Kitten</u>	<u>Total</u> <u>Cat</u>	<u>Other</u>	<u>Total</u>	<u>% of</u> <u>total</u>
Return to Home	48	2	50	2	0	2	0	52	9%
Adoption <sup>(2)</sup>	96	38	134	136	194	330	13	477	82%
Rescue Transfer	8	0	8	0	2	2	4	14	2%
Shelter Euthanasia	4	0	4	6	5	11	2	17	3%
Euthanasia Services Surrender	9	0	9	3	0	3	2	14	2%
Died	2	0	2	2	7	9	0	11	2%
<b>Total</b>	<b>167</b>	<b>40</b>	<b>207</b>	<b>149</b>	<b>208</b>	<b>357</b>	<b>21</b>	<b>585</b>	<b>100%</b>

<sup>(2)</sup> Mighty Mouser Program Adoptions totaled 125 cats and kittens

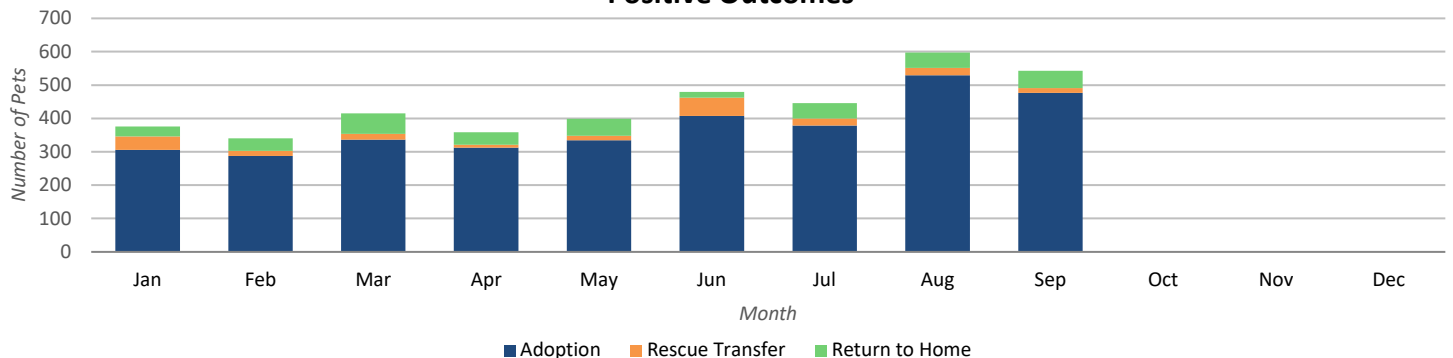
#### Shelter Euthanasia Reasons

	<u>Adult</u> <u>Doq</u>	<u>Puppy</u>	<u>Total</u> <u>Doq</u>	<u>Adult</u> <u>Cat</u>	<u>Kitten</u>	<u>Total</u> <u>Cat</u>	<u>Other</u>	<u>Total</u>	<u>%Euth</u>
Behavior	3	0	3	0	0	0	0	3	18%
Medical	1	0	1	6	5	11	2	14	82%
<b>Total</b>	<b>4</b>	<b>0</b>	<b>4</b>	<b>6</b>	<b>5</b>	<b>11</b>	<b>2</b>	<b>17</b>	<b>100%</b>

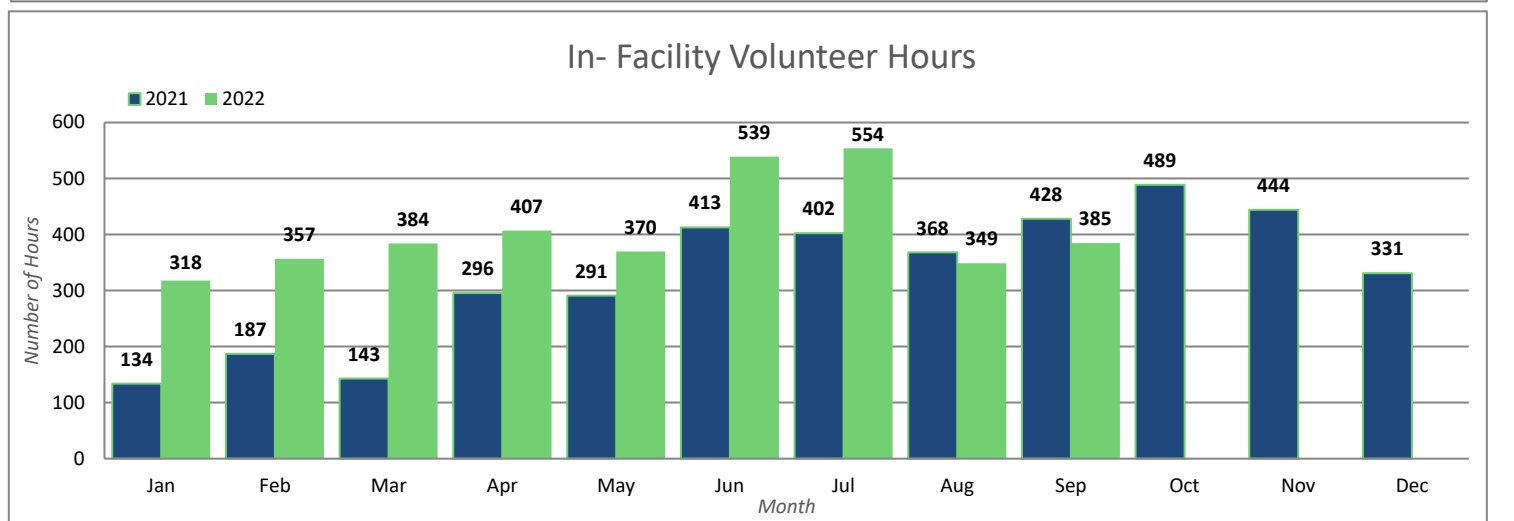
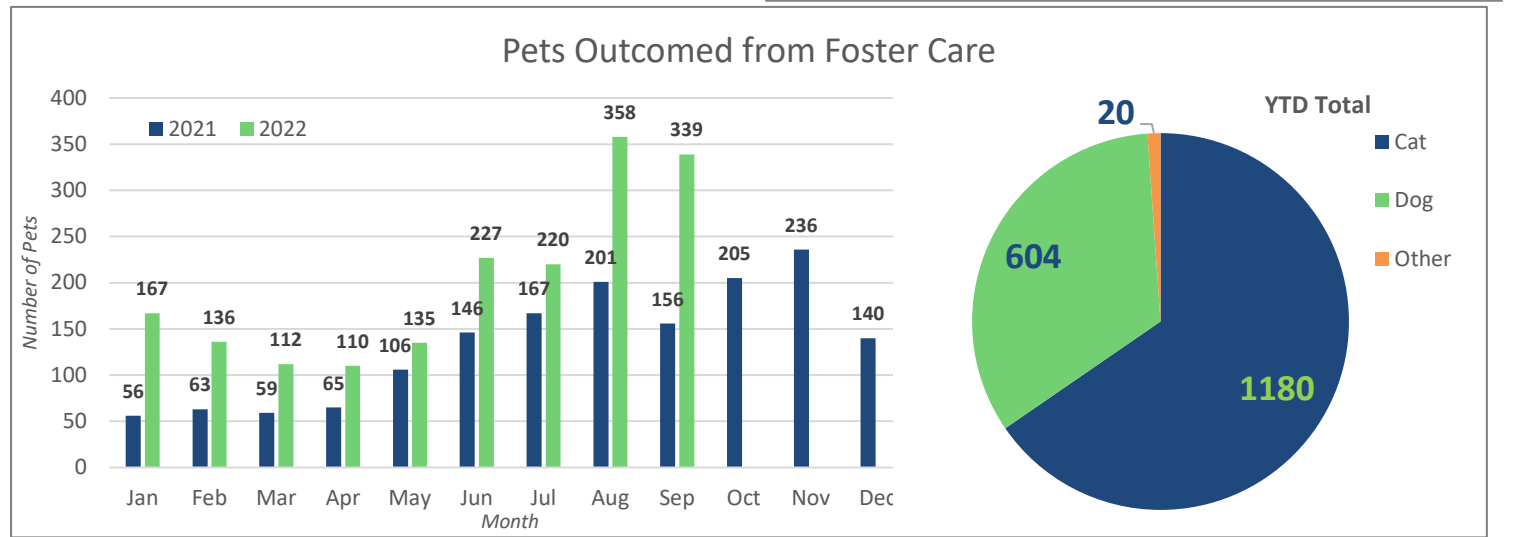
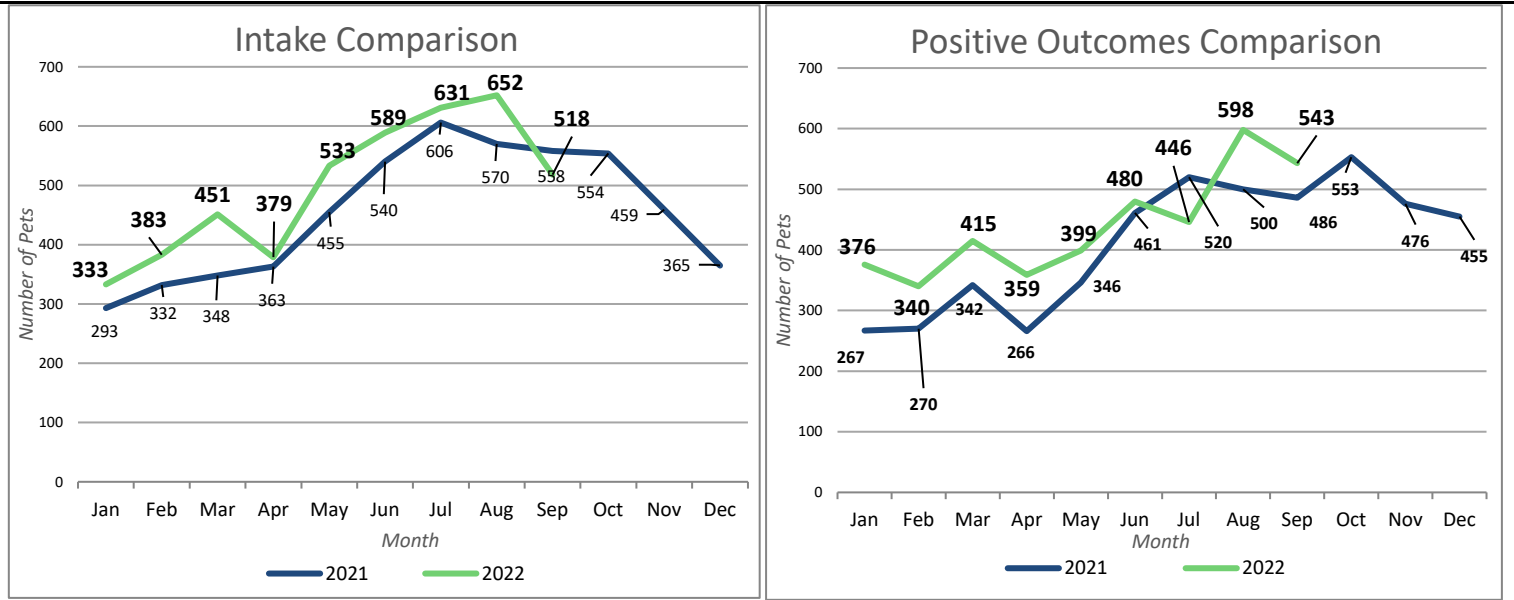
#### Shelter Euthanasia Reasons



#### Positive Outcomes



**Activity Comparison Statistics**



# Burlington Animal Services

## Statistical Report- September 2022

### Field Services

activities related to assisting other agencies such as police or fire, and providing assistance to the public for animal related matters in the field	<b>Assist</b>	<b>4</b>
field activities involving animal bites	<b>Bite</b>	<b>13</b>
field activities related to complaints of code violations involving barking, nuisance, abandoned pets, fowl, over the limit of number of dogs etc	<b>Code Violation</b>	<b>42</b>
field activities involving complaints/ investigations of cruelty and/or neglect	<b>Cruelty/Neglect</b>	<b>15</b>
pick-up and removal of deceased animals	<b>Deceased pick-up</b>	<b>3</b>
field activities involving § 67-4 and § 130A-200- dangerous and vicious dogs	<b>Declaration</b>	<b>0</b>
Delivery of supplies/food for fosters and community members in need (finders of stray pets; owners needing emergency assistance)	<b>Delivery</b>	<b>0</b>
activities related to the Mighty Mousers Program; counseling, transport assistance; nuisance deterrent education/ deployment	<b>Community Cat</b>	<b>0</b>
field activities not included in the other categories such as court, special events etc	<b>Other</b>	<b>0</b>
activities related to field pick up of surrendered animals; notice for recovery of owned animal at shelter	<b>Owned</b>	<b>3</b>
field activities involving temporary custody of owned animals	<b>Protective Custody</b>	<b>0</b>
field activities involving potential rabies exposure to human or domestic animal	<b>Rabies Exposure</b>	<b>0</b>
field calls related to domestic animals at large	<b>Stray</b>	<b>61</b>
activities involving complaints related to tethering ordinance	<b>Tethering</b>	<b>16</b>
transport of animals from fosters to adopters or agency to agency transports	<b>Transport</b>	<b>3</b>
field activities related to trapping domestic animals	<b>Trap</b>	<b>0</b>
activities related to wildlife	<b>Wildlife</b>	<b>8</b>
	<b>Total</b>	<b>168</b>

Call Response- Visits in Community per day: 5.6

### Monthly Field Services Responses

