

# Burlington Animal Services

Statistical Report-August 2022

## Animal Intakes

### Intake Types

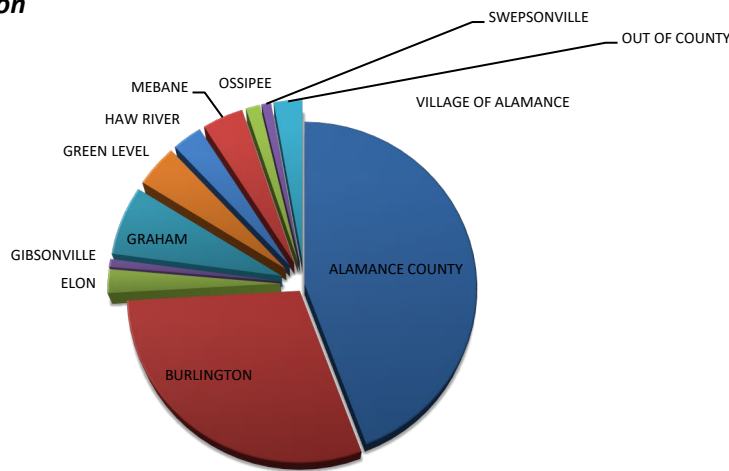
	<u>Adult</u>		<u>Total</u>			<u>Adult</u>		<u>Total</u>	
	<u>Dog</u>	<u>Puppy</u>	<u>Dog</u>	<u>Cat</u>	<u>Kitten</u>	<u>Cat</u>	<u>Other</u>	<u>Total</u>	
Stray	113	31	144	152	231	383	2	529	
Owner Surrender <sup>(1)</sup>	33	6	39	8	31	39	0	78	
Returned adoption	12	0	12	3	5	8	0	20	
Euthanasia Services Surrender	8	0	8	3	0	3	0	11	
Confiscate	11	0	11	3	0	3	0	14	
<b>Total</b>	<b>177</b>	<b>37</b>	<b>214</b>	<b>169</b>	<b>267</b>	<b>436</b>	<b>2</b>	<b>652</b>	

<sup>(1)</sup> Partner Agency Transfer= 11

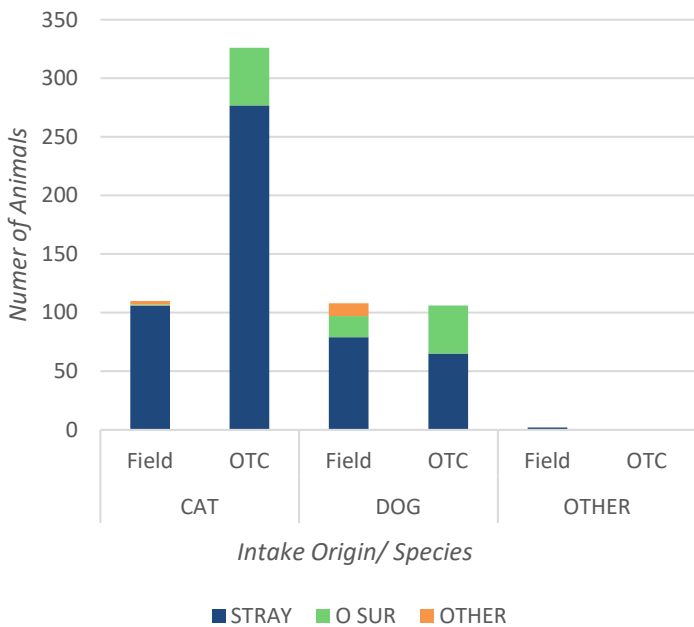
### Intake Jurisdiction

<u>Jurisdiction</u>	<u>Total</u>	<u>%</u>
ALAMANCE COUNTY	289	44%
BURLINGTON	194	30%
ELON	15	2%
GIBSONVILLE	5	1%
GRAHAM	44	7%
GREEN LEVEL	27	4%
HAW RIVER	19	3%
MEBANE	26	4%
OSSIPEE	9	1%
SWEPPSONVILLE	6	1%
OUT OF COUNTY	18	3%
VILLAGE OF ALAMANCE	0	0%
<b>Total</b>	<b>652</b>	<b>100%</b>

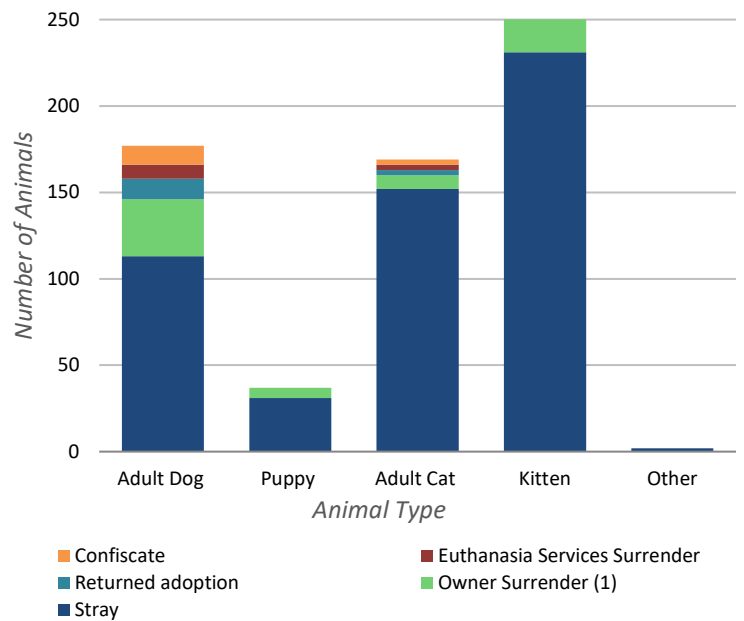
### Intake by Jurisdiction



### Intake Origin



### Intake Types



Note: Wildlife Intake/Outcome is not included in this report

# Burlington Animal Services

Statistical Report-August 2022

## Animal Outcomes

	<u>Adult</u> <u>Doq</u>	<u>Puppy</u>	<u>Total</u> <u>Doq</u>	<u>Adult</u> <u>Cat</u>	<u>Kitten</u>	<u>Total</u> <u>Cat</u>	<u>Other</u>	<u>Total</u>	<u>%</u>
<b>Total Live Release <sup>(1)</sup></b>	140	38	178	135	278	413	7	<b>598</b>	<b>92%</b>

<sup>(1)</sup> Calculated as follows: total positive outcomes/total outcomes

### Total Outcomes

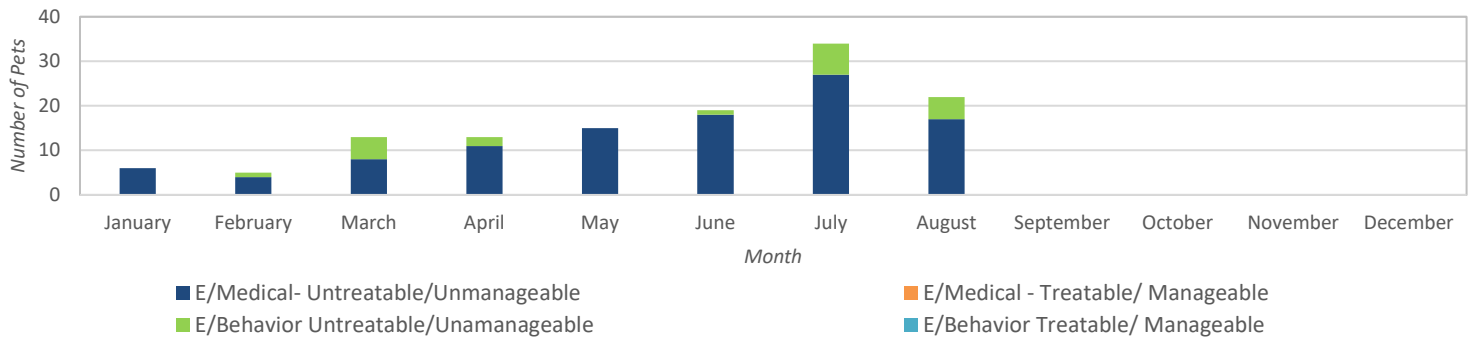
	<u>Adult</u> <u>Doq</u>	<u>Puppy</u>	<u>Total</u> <u>Doq</u>	<u>Adult</u> <u>Cat</u>	<u>Kitten</u>	<u>Total</u> <u>Cat</u>	<u>Other</u>	<u>Total</u>	<u>% of</u> <u>total</u>
Return to Home	39	1	40	5	0	5	1	46	7%
Adoption <sup>(2)</sup>	91	37	128	128	270	398	3	529	82%
Rescue Transfer	10	0	10	2	8	10	3	23	4%
Shelter Euthanasia	5	2	7	4	10	14	1	22	3%
Euthanasia Services Surrender	11	0	11	3	0	3	0	14	2%
Died	1	0	1	0	14	14	0	15	2%
<b>Total</b>	<b>157</b>	<b>40</b>	<b>197</b>	<b>142</b>	<b>302</b>	<b>444</b>	<b>8</b>	<b>649</b>	<b>100%</b>

<sup>(2)</sup> Mighty Mouser Program Adoptions totaled 152 cats and kittens

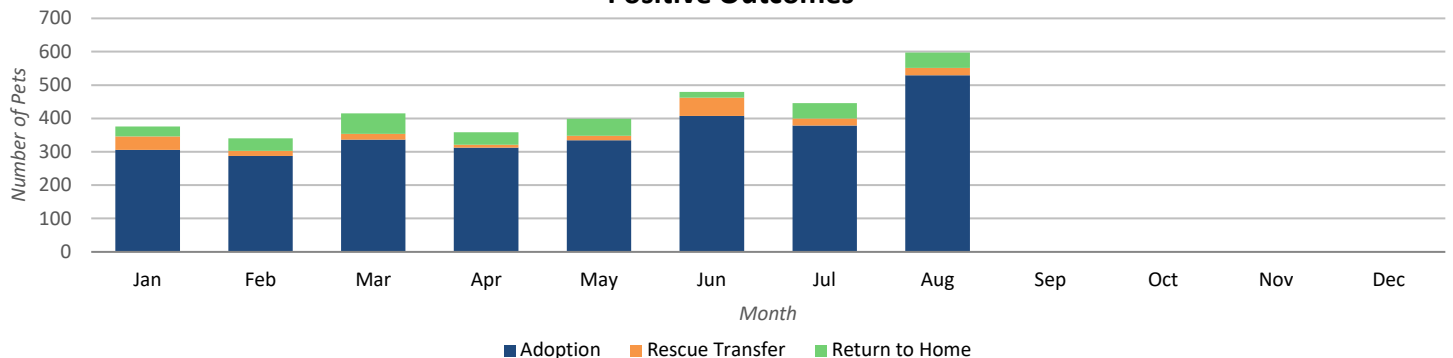
### Shelter Euthanasia Reasons

	<u>Adult</u> <u>Doq</u>	<u>Puppy</u>	<u>Total</u> <u>Doq</u>	<u>Adult</u> <u>Cat</u>	<u>Kitten</u>	<u>Total</u> <u>Cat</u>	<u>Other</u>	<u>Total</u>	<u>%Euth</u>
Behavior	5	0	5	0	0	0	0	5	23%
Medical	0	2	2	4	10	14	1	17	77%
<b>Total</b>	<b>5</b>	<b>2</b>	<b>7</b>	<b>4</b>	<b>10</b>	<b>14</b>	<b>1</b>	<b>22</b>	<b>100%</b>

### Shelter Euthanasia Reasons



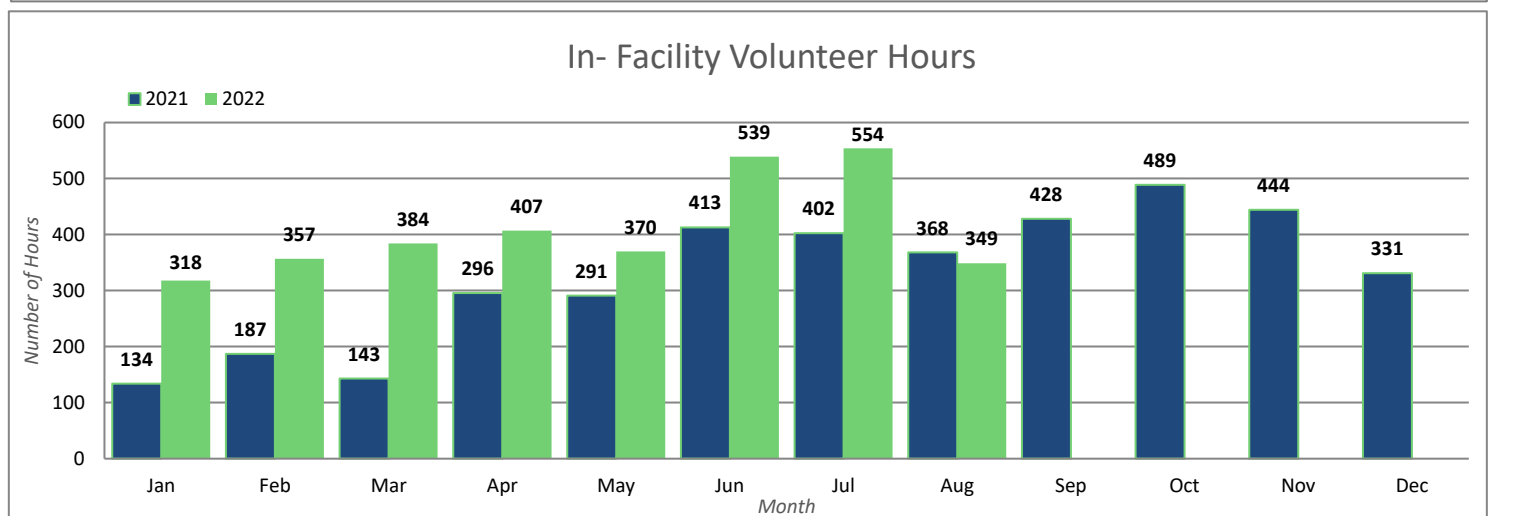
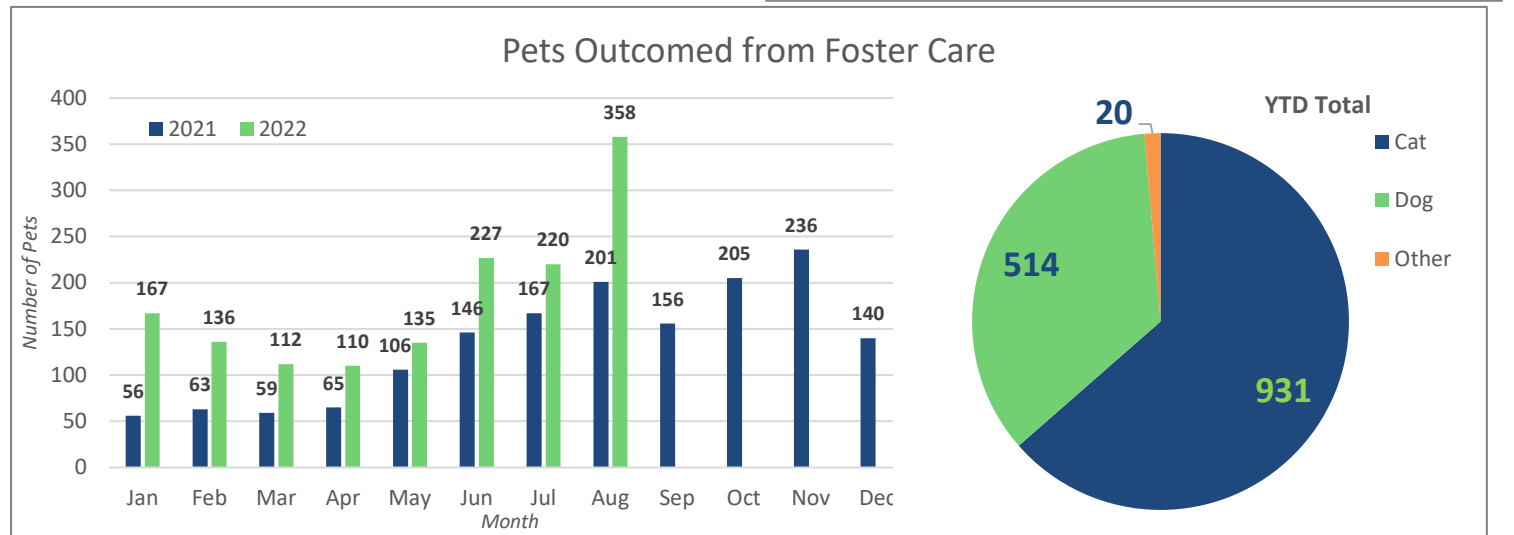
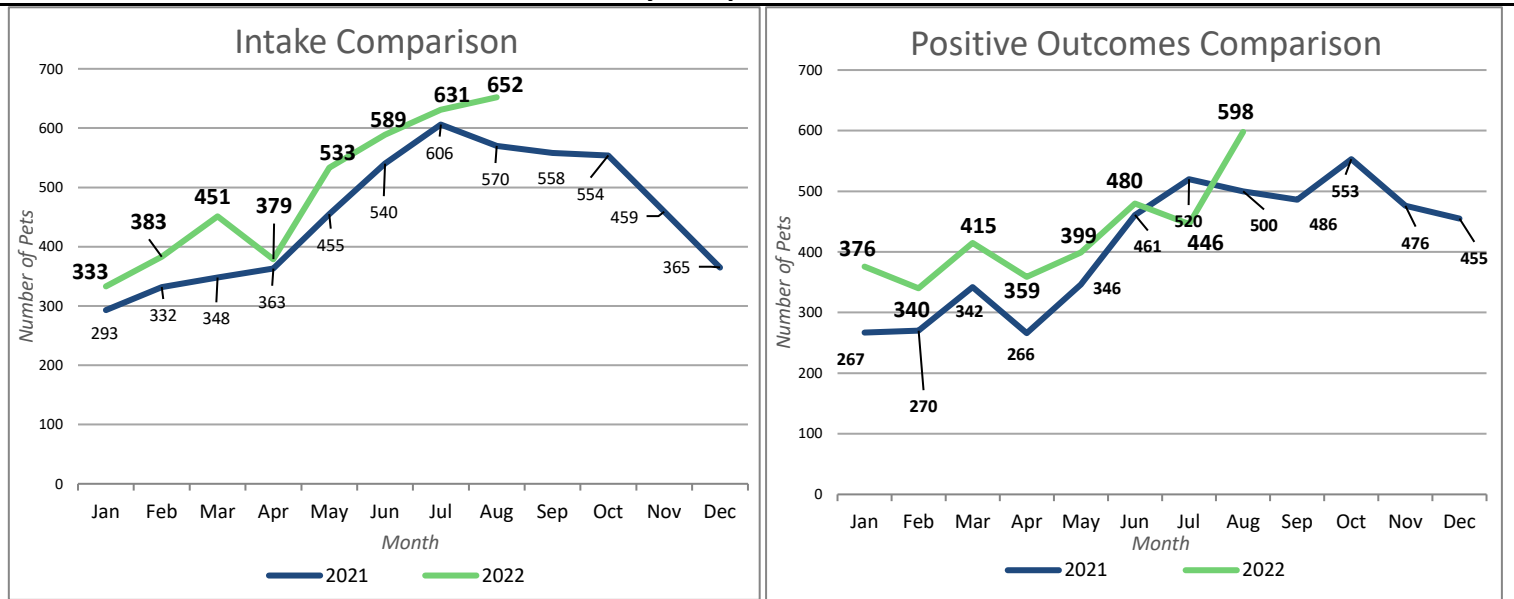
### Positive Outcomes



# Burlington Animal Services

Statistical Report-August 2022

## Activity Comparison Statistics



# Burlington Animal Services

Statistical Report-August 2022

## Field Services

activities related to assisting other agencies such as police or fire, and providing assistance to the public for animal related matters in the field	<b>Assist</b>	<b>4</b>
field activities involving animal bites	<b>Bite</b>	<b>19</b>
field activities related to complaints of code violations involving barking, nuisance, abandoned pets, fowl, over the limit of number of dogs etc	<b>Code Violation</b>	<b>43</b>
field activities involving complaints/ investigations of cruelty and/or neglect	<b>Cruelty/Neglect</b>	<b>22</b>
pick-up and removal of deceased animals	<b>Deceased pick-up</b>	<b>12</b>
field activities involving § 67-4 and § 130A-200- dangerous and vicious dogs	<b>Declaration</b>	<b>2</b>
Delivery of supplies/food for fosters and community members in need (finders of stray pets; owners needing emergency assistance)	<b>Delivery</b>	<b>0</b>
activities related to the Mighty Mousers Program; counseling, transport assistance; nuisance deterrent education/ deployment	<b>Community Cat</b>	<b>7</b>
field activities not included in the other categories such as court, special events etc	<b>Other</b>	<b>5</b>
activities related to field pick up of surrendered animals; notice for recovery of owned animal at shelter	<b>Owned</b>	<b>1</b>
field activities involving temporary custody of owned animals	<b>Protective Custody</b>	<b>0</b>
field activities involving potential rabies exposure to human or domestic animal	<b>Rabies Exposure</b>	<b>6</b>
field calls related to domestic animals at large	<b>Stray</b>	<b>70</b>
activities involving complaints related to tethering ordinance	<b>Tethering</b>	<b>13</b>
transport of animals from fosters to adopters or agency to agency transports	<b>Transport</b>	<b>3</b>
field activities related to trapping domestic animals	<b>Trap</b>	<b>4</b>
activities related to wildlife	<b>Wildlife</b>	<b>12</b>
	<b>Total</b>	<b>223</b>

Call Response- Visits in Community per day: 7.2

### Monthly Field Services Responses

