

Burlington Animal Services

Statistical Report-July 2022

Animal Intakes

Intake Types

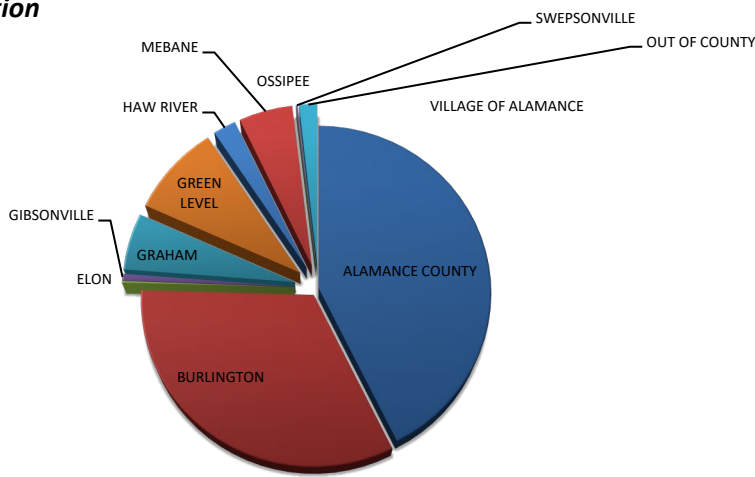
	Adult		Total Dog	Adult		Total Cat	Other	Total
	Dog	Puppy		Cat	Kitten			
Stray	97	37	134	126	244	370	9	513
Owner Surrender ⁽¹⁾	28	6	34	15	20	35	5	74
Returned adoption	9	0	9	0	1	1	0	10
Euthanasia Services Surrender	11	0	11	4	0	4	1	16
Confiscate	12	0	12	1	0	1	9	22
Total	157	43	200	146	265	411	24	635

⁽¹⁾ Partner Agency Transfer= 11

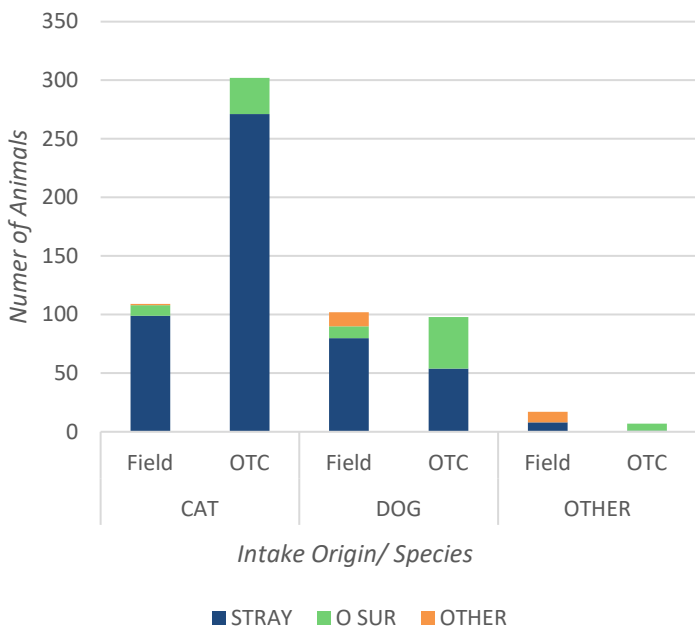
Intake Jurisdiction

Jurisdiction	Total	%
ALAMANCE COUNTY	271	43%
BURLINGTON	208	33%
ELON	1	0%
GIBSONVILLE	4	1%
GRAHAM	35	6%
GREEN LEVEL	57	9%
HAW RIVER	14	2%
MEBANE	33	5%
OSSIPEE	0	0%
SWEPSONVILLE	1	0%
OUT OF COUNTY	11	2%
VILLAGE OF ALAMANCE	0	0%
Total	635	100%

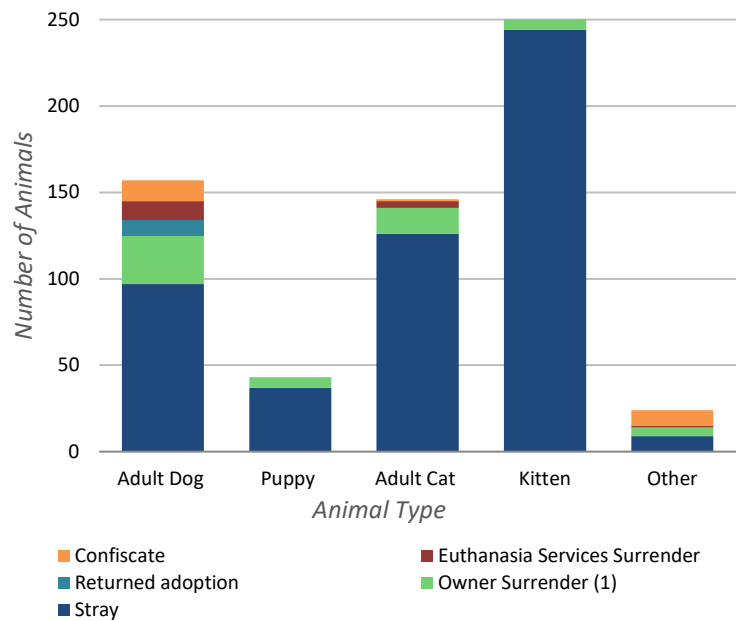
Intake by Jurisdiction



Intake Origin



Intake Types



Note: Wildlife Intake/Outcome is not included in this report

Burlington Animal Services

Statistical Report-July 2022

Animal Outcomes

	<u>Adult</u> <u>Doq</u>	<u>Puppy</u>	<u>Total</u> <u>Doq</u>	<u>Adult</u> <u>Cat</u>	<u>Kitten</u>	<u>Total</u> <u>Cat</u>	<u>Other</u>	<u>Total</u>	<u>%</u>
Total Live Release ⁽¹⁾	120	35	155	120	148	268	27	450	86%

⁽¹⁾ Calculated as follows: total positive outcomes/total outcomes

Total Outcomes

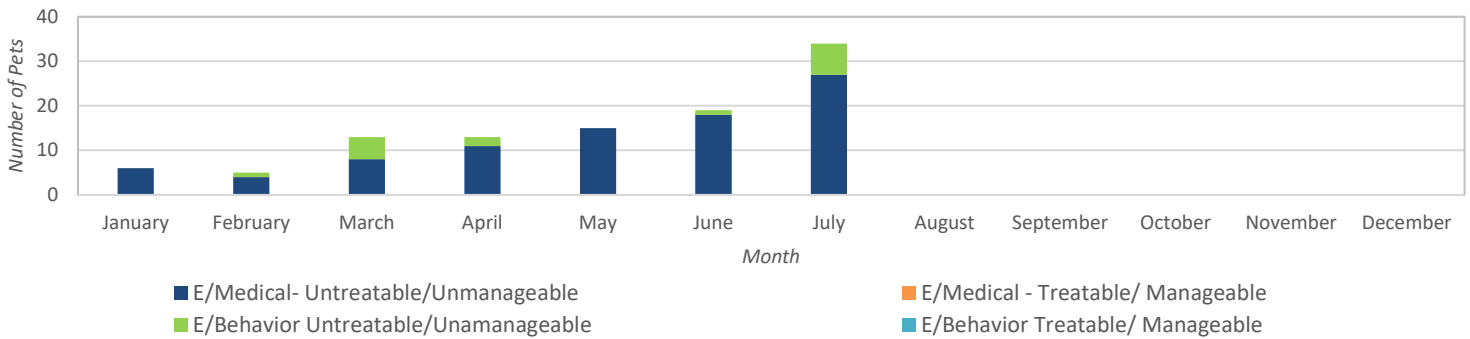
	<u>Adult</u> <u>Doq</u>	<u>Puppy</u>	<u>Total</u> <u>Doq</u>	<u>Adult</u> <u>Cat</u>	<u>Kitten</u>	<u>Total</u> <u>Cat</u>	<u>Other</u>	<u>Total</u>	<u>% of</u> <u>total</u>
Return to Home	38	3	41	3	1	4	1	46	9%
Adoption ⁽²⁾	78	28	106	111	146	257	16	379	72%
Rescue Transfer	4	4	8	6	1	7	10	25	5%
Shelter Euthanasia	9	0	9	8	14	22	4	35	7%
Euthanasia Services Surrender	13	0	13	5	0	5	1	19	4%
Died	0	0	0	0	22	22	0	22	4%
Total	142	35	177	133	184	317	32	526	100%

⁽²⁾ Mighty Mouser Program Adoptions totaled 117 cats and kittens

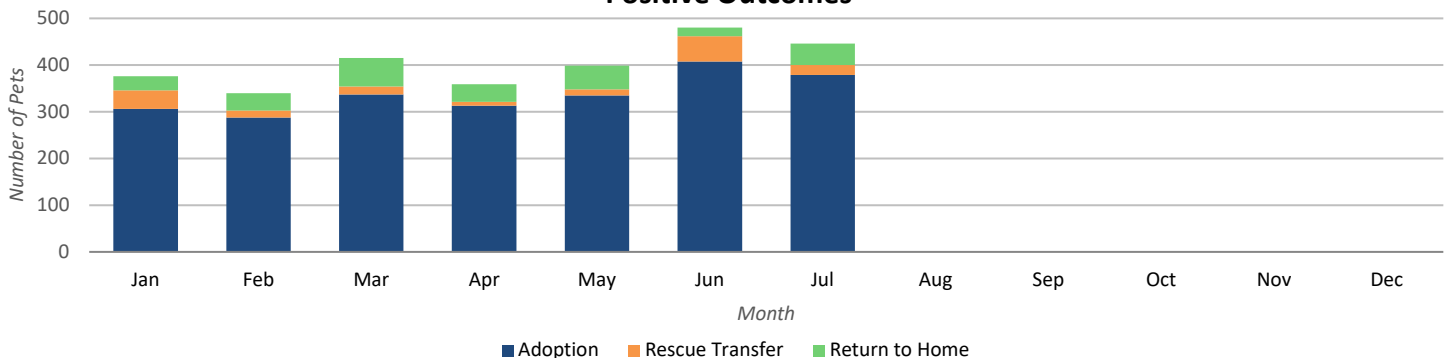
Shelter Euthanasia Reasons

	<u>Adult</u> <u>Doq</u>	<u>Puppy</u>	<u>Total</u> <u>Doq</u>	<u>Adult</u> <u>Cat</u>	<u>Kitten</u>	<u>Total</u> <u>Cat</u>	<u>Other</u>	<u>Total</u>	<u>%Euth</u>
Behavior	7	0	7	0	0	0	0	7	21%
Medical	2	0	2	8	14	22	3	27	79%
Total	9	0	9	8	14	22	3	34	100%

Shelter Euthanasia Reasons



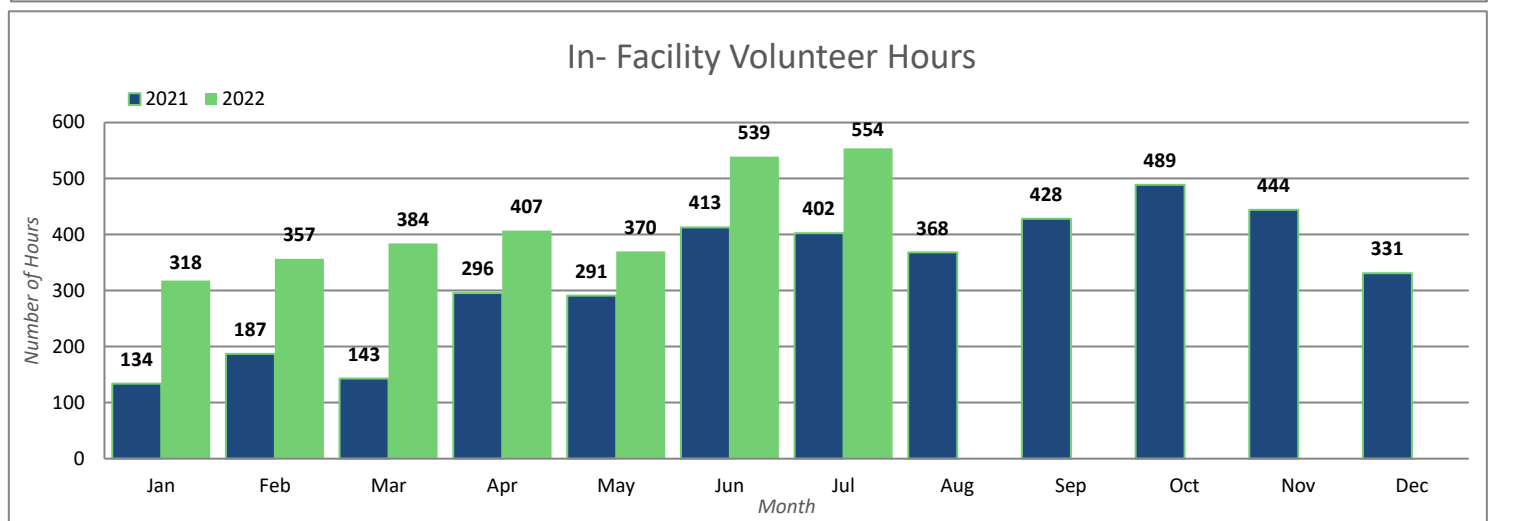
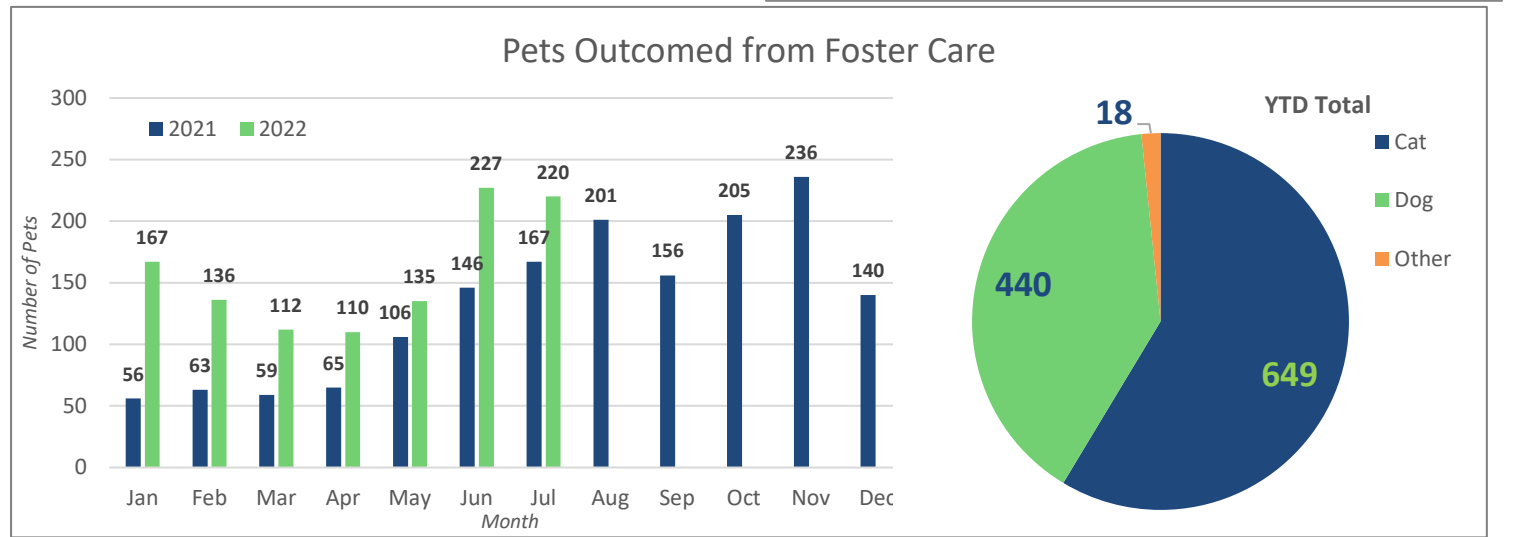
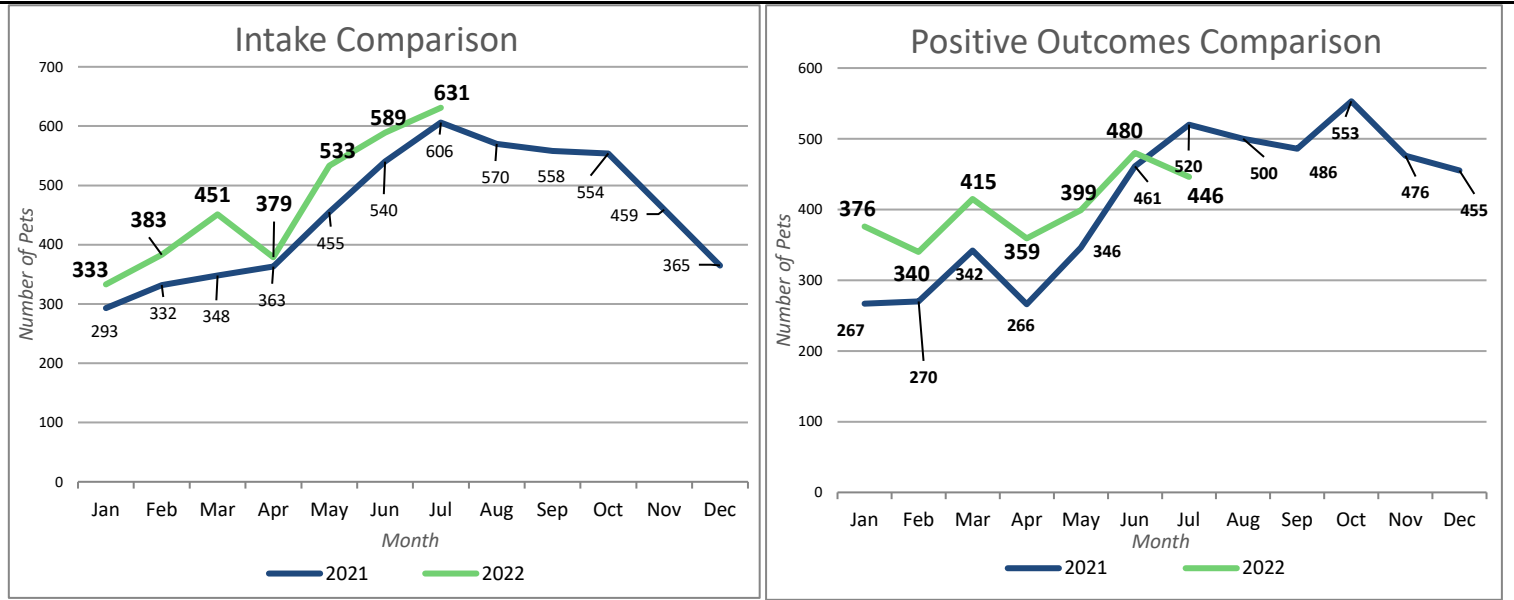
Positive Outcomes



Burlington Animal Services

Statistical Report-July 2022

Activity Comparison Statistics



Burlington Animal Services

Statistical Report-July 2022

Field Services

activities related to assisting other agencies such as police or fire, and providing assistance to the public for animal related matters in the field	Assist	3
field activities involving animal bites	Bite	10
field activities related to complaints of code violations involving barking, nuisance, abandoned pets, fowl, over the limit of number of dogs etc	Code Violation	33
field activities involving complaints/ investigations of cruelty and/or neglect	Cruelty/Neglect	21
pick-up and removal of deceased animals	Deceased pick-up	17
field activities involving § 67-4 and § 130A-200- dangerous and vicious dogs	Declaration	2
Delivery of supplies/food for fosters and community members in need (finders of stray pets; owners needing emergency assistance)	Delivery	0
activities related to the Mighty Mousers Program; counseling, transport assistance; nuisance deterrent education/ deployment	Community Cat	3
field activities not included in the other categories such as court, special events etc	Other	6
activities related to field pick up of surrendered animals; notice for recovery of owned animal at shelter	Owned	3
field activities involving temporary custody of owned animals	Protective Custody	0
field activities involving potential rabies exposure to human or domestic animal	Rabies Exposure	2
field calls related to domestic animals at large	Stray	74
activities involving complaints related to tethering ordinance	Tethering	10
transport of animals from fosters to adopters or agency to agency transports	Transport	0
field activities related to trapping domestic animals	Trap	17
activities related to wildlife	Wildlife	12
	Total	213

Call Response- Visits in Community per day: 6.9

Monthly Field Services Responses

