

Burlington Animal Services

Statistical Report-June 2022

Animal Intakes

Intake Types

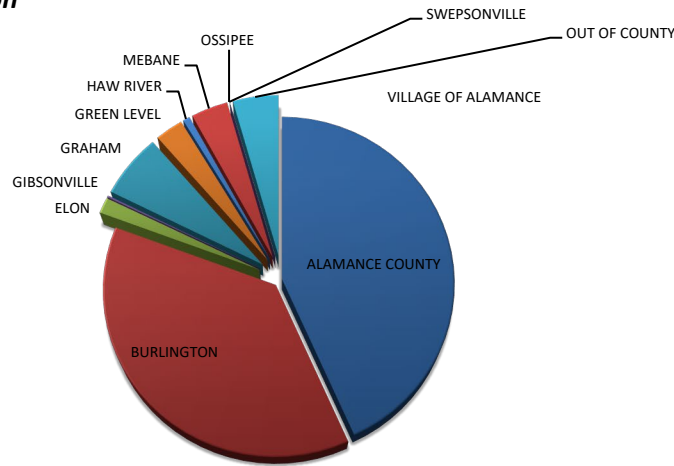
	<u>Adult</u>		<u>Total</u>	<u>Adult</u>		<u>Total</u>	<u>Other</u>	<u>Total</u>
	<u>Dog</u>	<u>Puppy</u>		<u>Cat</u>	<u>Kitten</u>			
Stray	95	35	130	116	224	340	1	471
Owner Surrender ⁽¹⁾	36	5	41	10	38	48	4	93
Returned adoption	6	1	7	0	0	0	0	7
Euthanasia Services Surrender	7	0	7	2	0	2	1	10
Confiscate	8	0	8	0	0	0	0	8
Total	152	41	193	128	262	390	6	589

⁽¹⁾ Partner Agency Transfer= 11

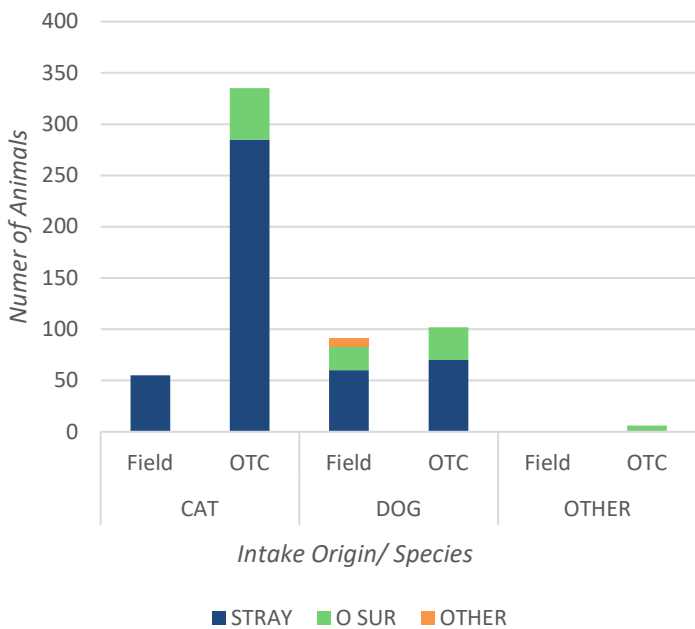
Intake Jurisdiction

<u>Jurisdiction</u>	<u>Total</u>	<u>%</u>
ALAMANCE COUNTY	255	43%
BURLINGTON	220	37%
ELON	9	2%
GIBSONVILLE	1	0%
GRAHAM	37	6%
GREEN LEVEL	16	3%
HAW RIVER	4	1%
MEBANE	21	4%
OSSIPEE	0	0%
SWEPSONVILLE	0	0%
OUT OF COUNTY	26	4%
VILLAGE OF ALAMANCE	0	0%
Total	589	100%

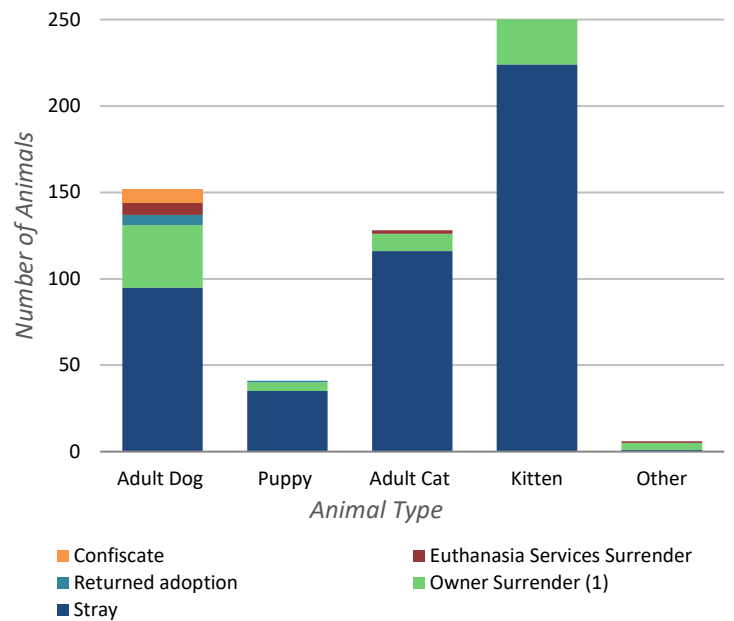
Intake by Jurisdiction



Intake Origin



Intake Types



Note: Wildlife Intake/Outcome is not included in this report

Burlington Animal Services

Statistical Report-June 2022

Animal Outcomes

	<u>Adult</u> <u>Doq</u>	<u>Puppy</u>	<u>Total</u> <u>Doq</u>	<u>Adult</u> <u>Cat</u>	<u>Kitten</u>	<u>Total</u> <u>Cat</u>	<u>Other</u>	<u>Total</u>	<u>%</u>
Total Live Release ⁽¹⁾	125	40	165	131	177	308	7	480	93%

⁽¹⁾ Calculated as follows: total positive outcomes/total outcomes

Total Outcomes

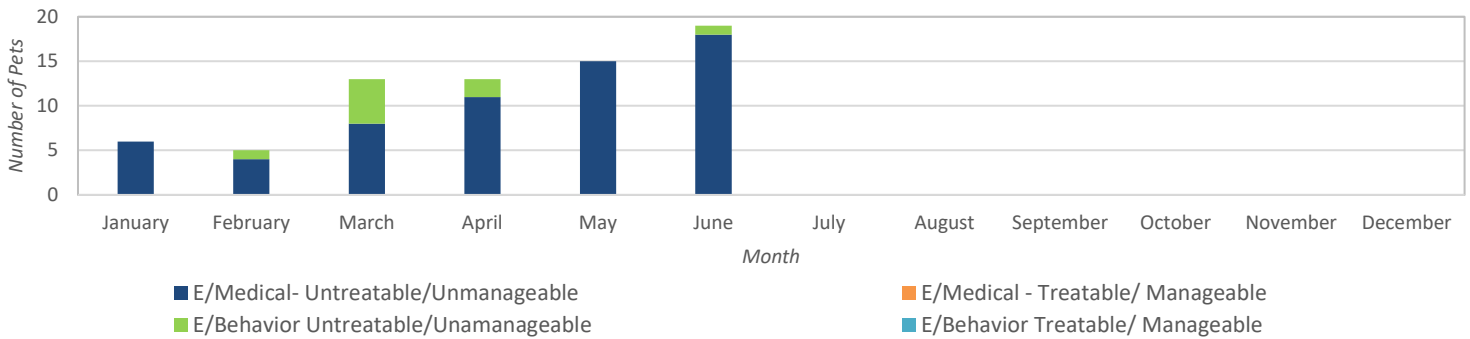
	<u>Adult</u> <u>Doq</u>	<u>Puppy</u>	<u>Total</u> <u>Doq</u>	<u>Adult</u> <u>Cat</u>	<u>Kitten</u>	<u>Total</u> <u>Cat</u>	<u>Other</u>	<u>Total</u>	<u>% of</u> <u>total</u>
Return to Home	42	2	44	5	5	10	0	54	10%
Adoption ⁽²⁾	79	37	116	120	167	287	5	408	79%
Rescue Transfer	4	1	5	6	5	11	2	18	3%
Shelter Euthanasia	1	0	1	7	5	12	0	13	2.5%
Euthanasia Services Surrender	8	0	8	2	0	2	1	11	2%
Died	0	0	0	0	13	13	0	13	2.5%
Total	134	40	174	140	195	335	8	517	100%

⁽²⁾ Mighty Mouser Program Adoptions totaled 131 cats and kittens

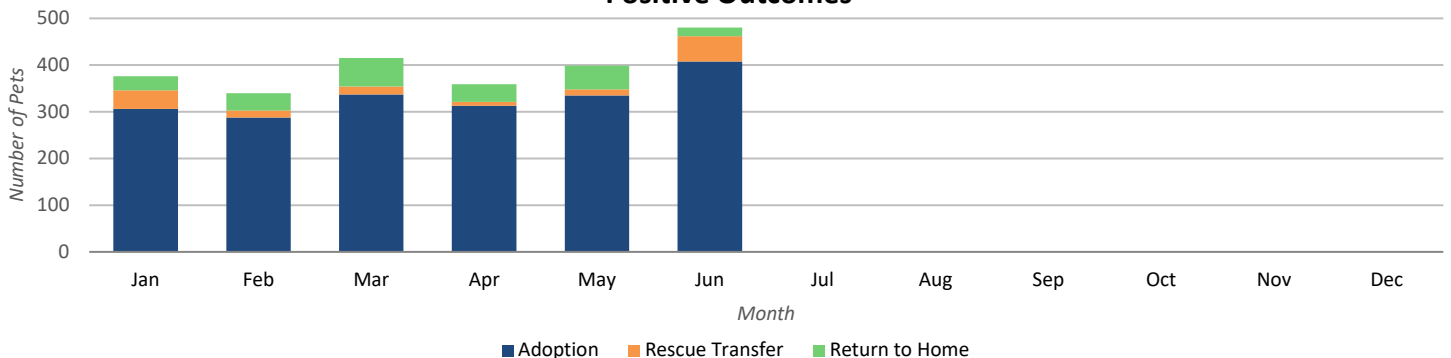
Shelter Euthanasia Reasons

	<u>Adult</u> <u>Doq</u>	<u>Puppy</u>	<u>Total</u> <u>Doq</u>	<u>Adult</u> <u>Cat</u>	<u>Kitten</u>	<u>Total</u> <u>Cat</u>	<u>Other</u>	<u>Total</u>	<u>%Euth</u>
Behavior	1	0	1	0	0	0	0	1	5%
Medical	0	0	0	7	5	12	6	18	95%
Total	1	0	1	7	5	12	6	19	100%

Shelter Euthanasia Reasons



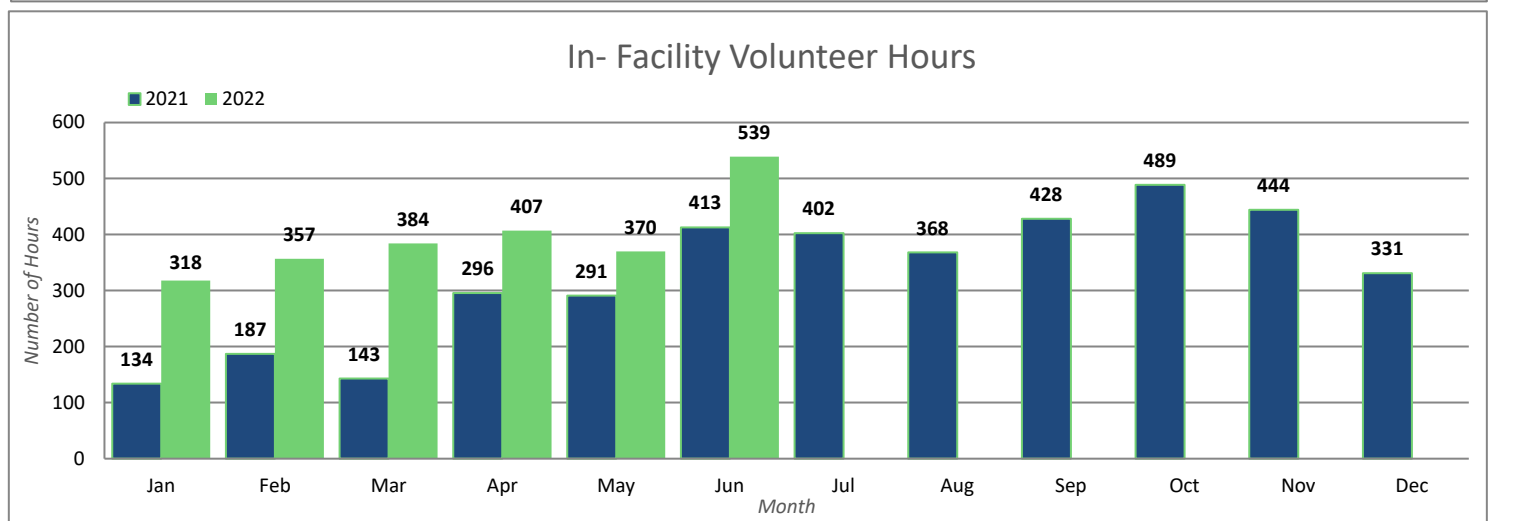
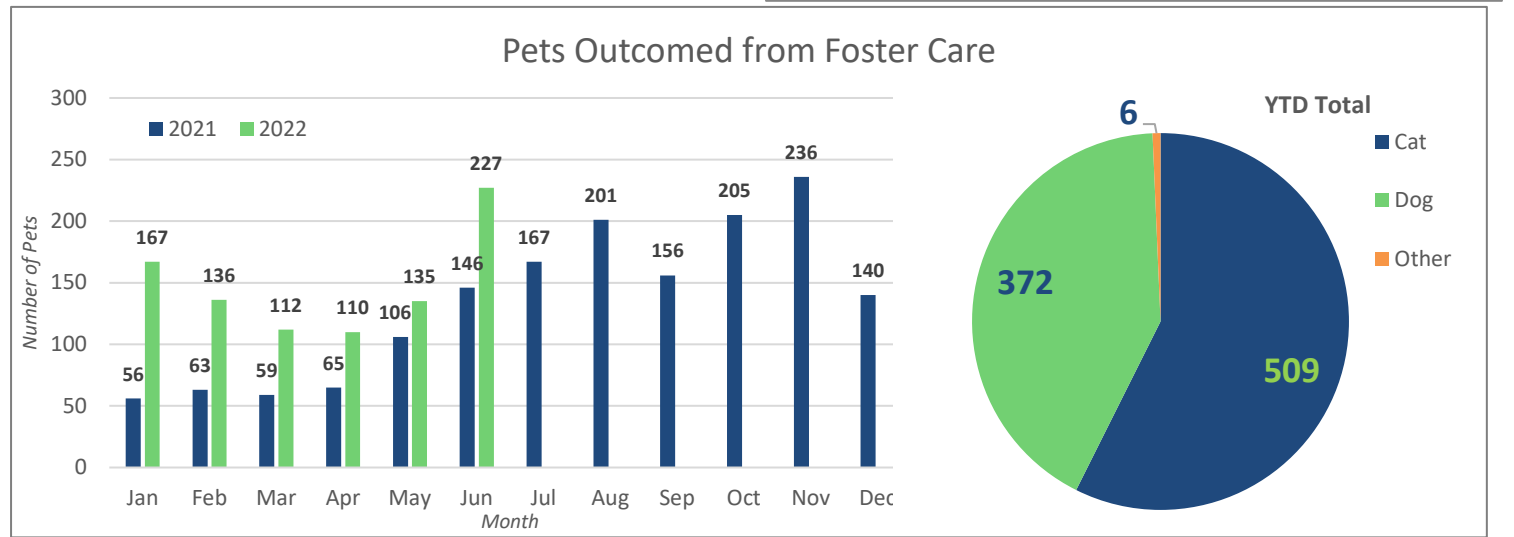
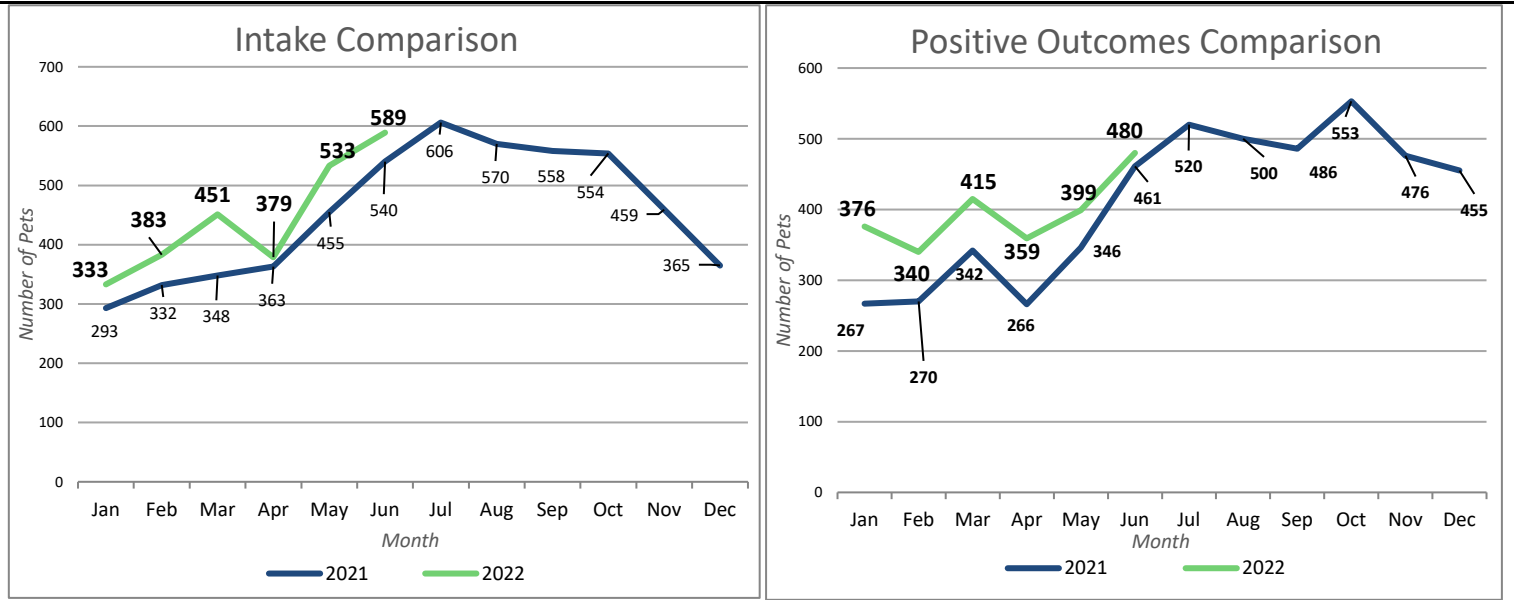
Positive Outcomes



Burlington Animal Services

Statistical Report-June 2022

Activity Comparison Statistics



Burlington Animal Services

Statistical Report-June 2022

Field Services

activities related to assisting other agencies such as police or fire, and providing assistance to the public for animal related matters in the field	Assist	6
field activities involving animal bites	Bite	24
field activities related to complaints of code violations involving barking, nuisance, abandoned pets, fowl, over the limit of number of dogs etc	Code Violation	59
field activities involving complaints/ investigations of cruelty and/or neglect	Cruelty/Neglect	30
pick-up and removal of deceased animals	Deceased pick-up	12
field activities involving § 67-4 and § 130A-200- dangerous and vicious dogs	Declaration	2
Delivery of supplies/food for fosters and community members in need (finders of stray pets; owners needing emergency assistance)	Delivery	0
activities related to the Mighty Mousers Program; counseling, transport assistance; nuisance deterrent education/ deployment	Community Cat	1
field activities not included in the other categories such as court, special events etc	Other	2
activities related to field pick up of surrendered animals; notice for recovery of owned animal at shelter	Owned	3
field activities involving temporary custody of owned animals	Protective Custody	0
field activities involving potential rabies exposure to human or domestic animal	Rabies Exposure	5
field calls related to domestic animals at large	Stray	65
activities involving complaints related to tethering ordinance	Tethering	12
transport of animals from fosters to adopters or agency to agency transports	Transport	1
field activities related to trapping domestic animals	Trap	9
activities related to wildlife	Wildlife	13
	Total	244

Call Response- Visits in Community per day: 8.1

Monthly Field Services Responses

