

Burlington Animal Services

Statistical Report- May 2022

Animal Intakes

Intake Types

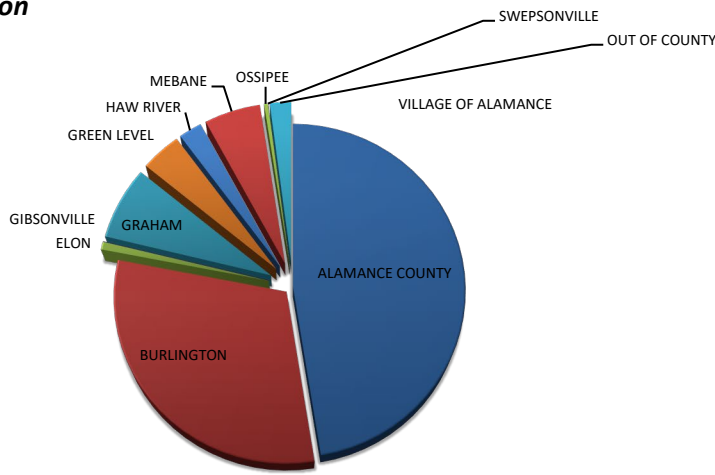
	Adult		Total Dog	Adult		Total Cat	Other	Total
	Dog	Puppy		Cat	Kitten			
Stray	92	14	106	164	146	310	1	417
Owner Surrender ⁽¹⁾	40	7	47	13	24	37	0	84
Returned adoption	5	0	5	2	0	2	0	7
Euthanasia Services Surrender	7	0	7	4	0	4	0	11
Confiscate	12	1	13	0	0	0	1	14
Total	156	22	178	183	170	353	2	533

⁽¹⁾ Partner Agency Transfer= 0

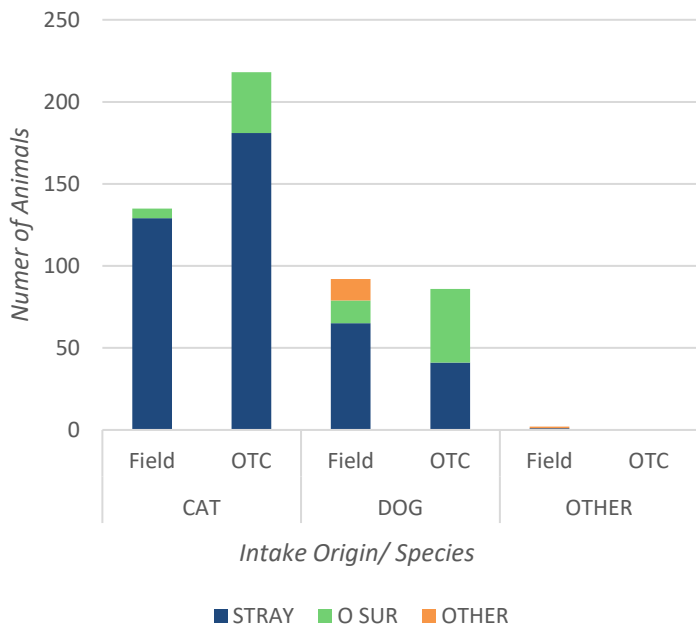
Intake Jurisdiction

Jurisdiction	Total	%
ALAMANCE COUNTY	253	47%
BURLINGTON	163	31%
ELON	4	1%
GIBSONVILLE	0	0%
GRAHAM	38	7%
GREEN LEVEL	21	4%
HAW RIVER	12	2%
MEBANE	29	5%
OSSIPEE	2	0%
SWEPSONVILLE	0	0%
OUT OF COUNTY	11	2%
VILLAGE OF ALAMANCE	0	0%
Total	533	100%

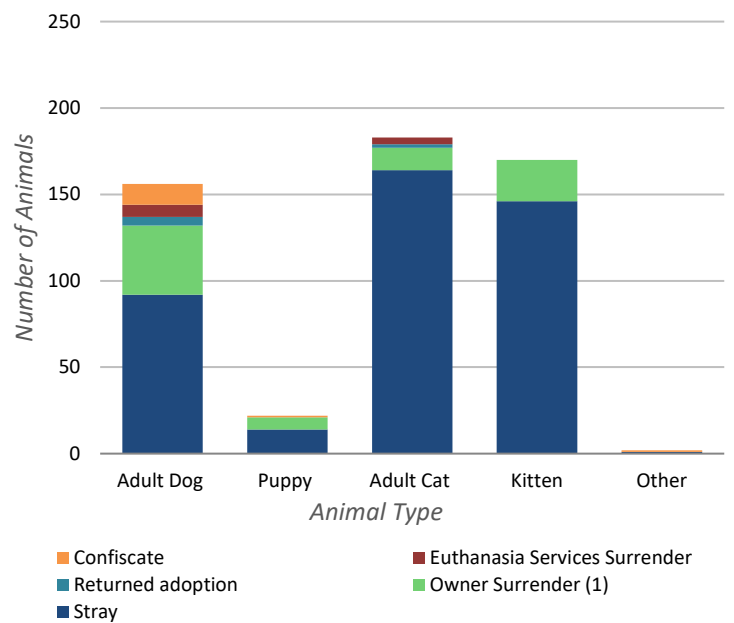
Intake by Jurisdiction



Intake Origin



Intake Types



Note: Wildlife Intake/Outcome is not included in this report

Burlington Animal Services

Statistical Report- May 2022

Animal Outcomes

	<u>Adult</u> <u>Dog</u>	<u>Puppy</u>	<u>Total</u> <u>Dog</u>	<u>Adult</u> <u>Cat</u>	<u>Kitten</u>	<u>Total</u> <u>Cat</u>	<u>Other</u>	<u>Total</u>	<u>%</u>
Total Live Release ⁽¹⁾	140	21	161	175	62	237	1	399	93%

⁽¹⁾ Calculated as follows: total positive outcomes/total outcomes

Total Outcomes

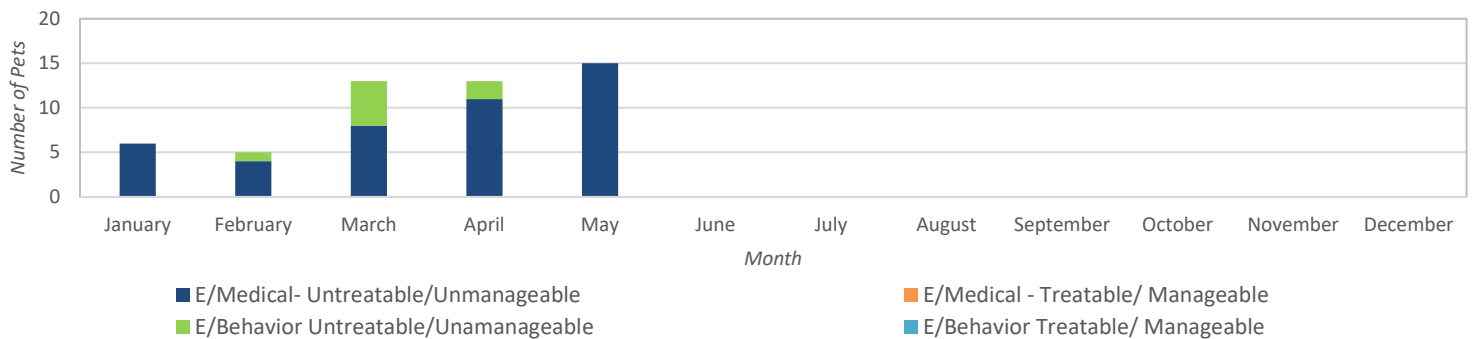
	<u>Adult</u> <u>Dog</u>	<u>Puppy</u>	<u>Total</u> <u>Dog</u>	<u>Adult</u> <u>Cat</u>	<u>Kitten</u>	<u>Total</u> <u>Cat</u>	<u>Other</u>	<u>Total</u>	<u>% of</u> <u>total</u>
Return to Home	43	3	46	4	0	4	1	51	12%
Adoption ⁽²⁾	92	18	110	165	60	225	0	335	78%
Rescue Transfer	5	0	5	6	2	8	0	13	3%
Shelter Euthanasia	1	1	2	5	5	10	0	12	2.8%
Euthanasia Services Surrender	8	0	8	5	0	5	1	14	3%
Died	1	0	1	0	4	4	0	5	1.2%
Total	150	22	172	185	71	256	2	430	100%

⁽²⁾ Mighty Mouser Program Adoptions totaled 122 cats and kittens

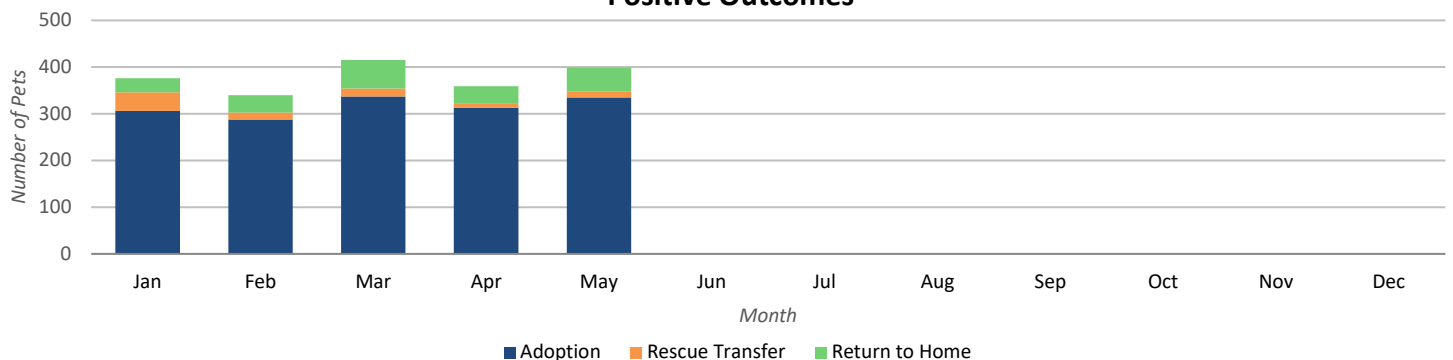
Shelter Euthanasia Reasons

	<u>Adult</u> <u>Dog</u>	<u>Puppy</u>	<u>Total</u> <u>Dog</u>	<u>Adult</u> <u>Cat</u>	<u>Kitten</u>	<u>Total</u> <u>Cat</u>	<u>Other</u>	<u>Total</u>	<u>%Euth</u>
Behavior	0	0	0	0	0	0	0	0	0%
Medical	1	1	2	5	5	10	0	12	100%
Total	1	1	2	5	5	10	0	12	100%

Shelter Euthanasia Reasons



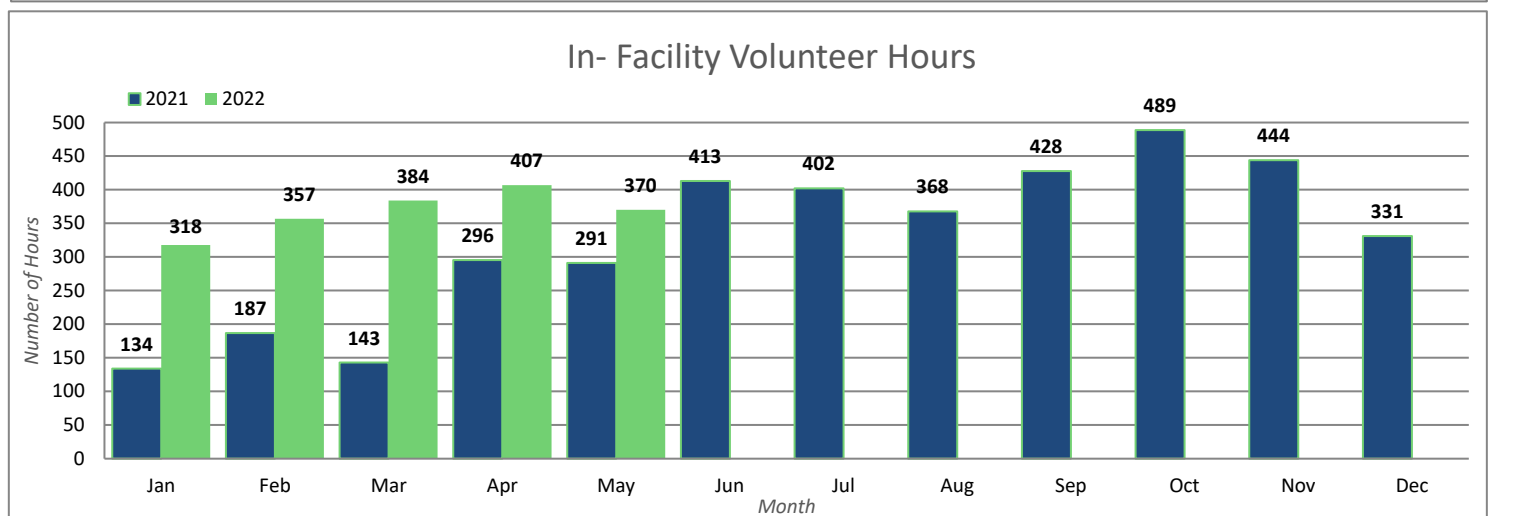
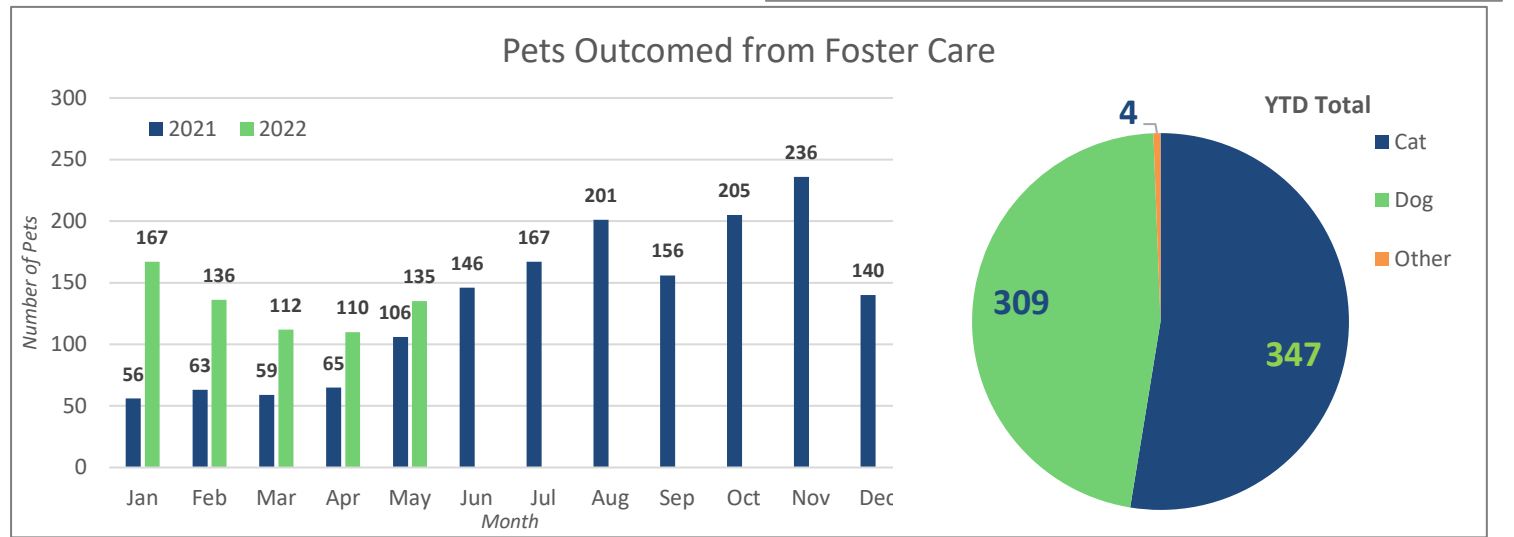
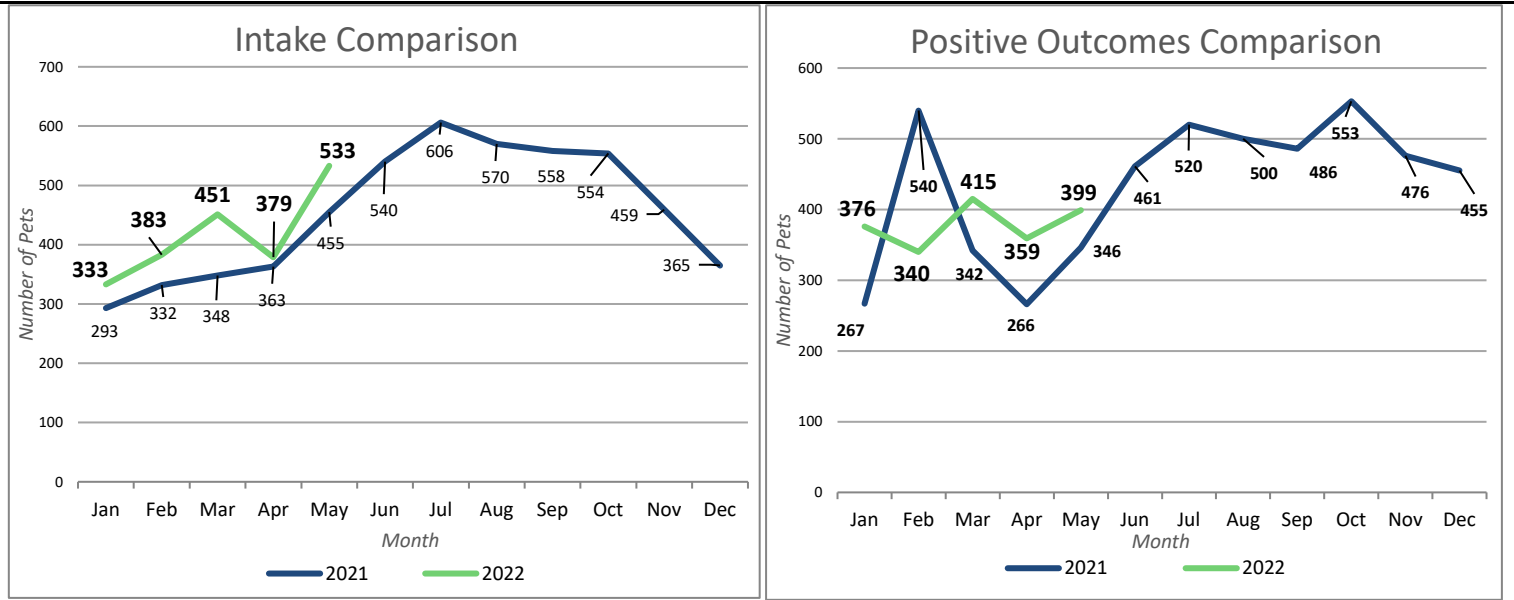
Positive Outcomes



Burlington Animal Services

Statistical Report- May 2022

Activity Comparison Statistics



Burlington Animal Services

Statistical Report- May 2022

Field Services

activities related to assisting other agencies such as police or fire, and providing assistance to the public for animal related matters in the field	Assist	18
field activities involving animal bites	Bite	9
field activities related to complaints of code violations involving barking, nuisance, abandoned pets, fowl, over the limit of number of dogs etc	Code Violation	40
field activities involving complaints/ investigations of cruelty and/or neglect	Cruelty/Neglect	21
pick-up and removal of deceased animals	Deceased pick-up	10
field activities involving § 67-4 and § 130A-200- dangerous and vicious dogs	Declaration	6
Delivery of supplies/food for fosters and community members in need (finders of stray pets; owners needing emergency assistance)	Delivery	1
activities related to the Mighty Mousers Program; counseling, transport assistance; nuisance deterrent education/ deployment	Community Cat	8
field activities not included in the other categories such as court, special events etc	Other	12
activities related to field pick up of surrendered animals; notice for recovery of owned animal at shelter	Owned	5
field activities involving temporary custody of owned animals	Protective Custody	0
field activities involving potential rabies exposure to human or domestic animal	Rabies Exposure	5
field calls related to domestic animals at large	Stray	73
activities involving complaints related to tethering ordinance	Tethering	31
transport of animals from fosters to adopters or agency to agency transports	Transport	2
field activities related to trapping domestic animals	Trap	20
activities related to wildlife	Wildlife	26
	Total	287

Call Response- Visits in Community per day: 9.3

Monthly Field Services Responses

