

Burlington Animal Services

Statistical Report- April 2022

Animal Intakes

Intake Types

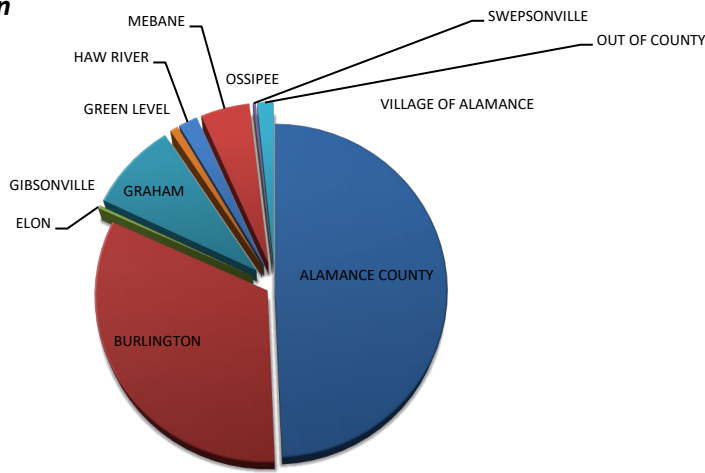
	Adult		Total Dog	Adult		Total Cat	Other	Total
	Dog	Puppy		Cat	Kitten			
Stray	78	12	90	117	94	211	2	303
Owner Surrender ⁽¹⁾	22	10	32	18	2	20	0	52
Returned adoption	8	2	10	3	0	3	0	13
Euthanasia Services Surrender	4	1	5	1	0	1	0	6
Confiscate	4	0	4	1	0	1	0	5
Total	116	25	141	140	96	236	2	379

⁽¹⁾ Partner Agency Transfer= 0

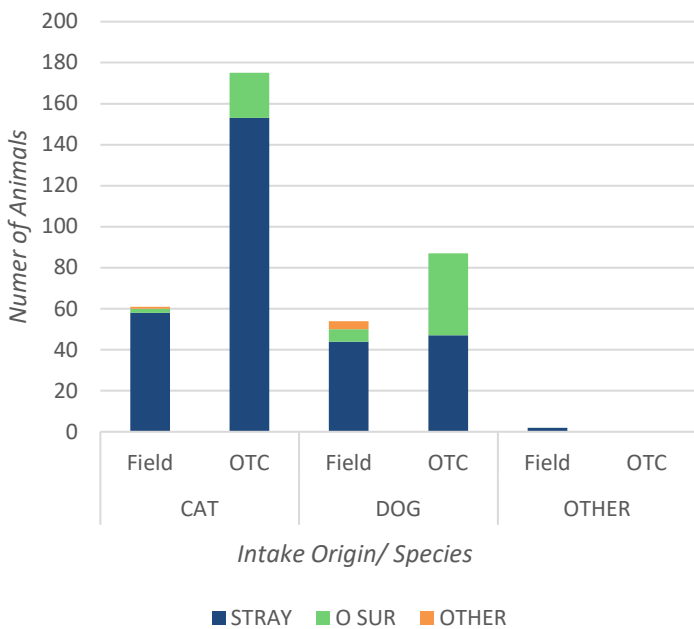
Intake Jurisdiction

Jurisdiction	Total	%
ALAMANCE COUNTY	187	49%
BURLINGTON	123	32%
ELON	1	0%
GIBSONVILLE	0	0%
GRAHAM	33	9%
GREEN LEVEL	3	1%
HAW RIVER	7	2%
MEBANE	18	5%
OSSIPEE	0	0%
SWEPSONVILLE	1	0%
OUT OF COUNTY	6	2%
VILLAGE OF ALAMANCE	0	0%
Total	379	100%

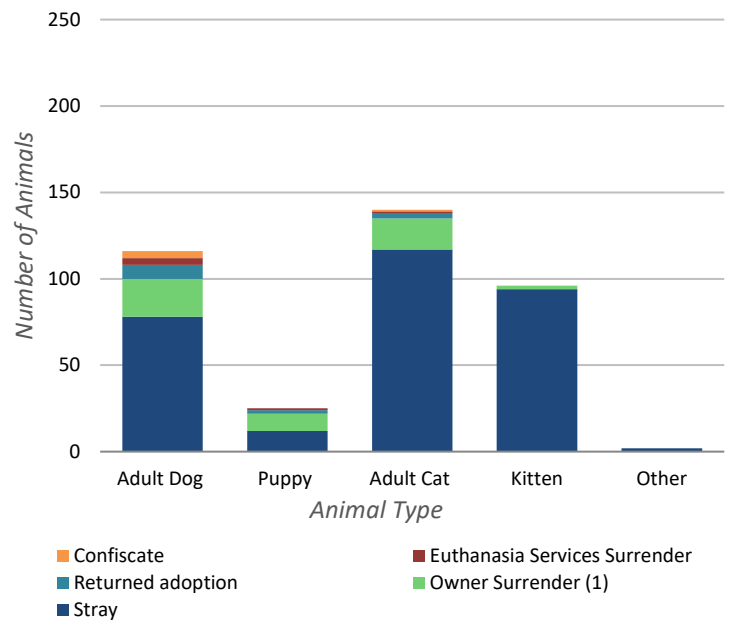
Intake by Jurisdiction



Intake Origin



Intake Types



Note: Wildlife Intake/Outcome is not included in this report

Burlington Animal Services

Statistical Report- April 2022

Animal Outcomes

	<u>Adult</u> <u>Doq</u>	<u>Puppy</u>	<u>Total</u> <u>Doq</u>	<u>Adult</u> <u>Cat</u>	<u>Kitten</u>	<u>Total</u> <u>Cat</u>	<u>Other</u>	<u>Total</u>	<u>%</u>
Total Live Release ⁽¹⁾	121	35	156	167	33	200	3	359	94%

⁽¹⁾ Calculated as follows: total positive outcomes/total outcomes

Total Outcomes


	<u>Adult</u> <u>Doq</u>	<u>Puppy</u>	<u>Total</u> <u>Doq</u>	<u>Adult</u> <u>Cat</u>	<u>Kitten</u>	<u>Total</u> <u>Cat</u>	<u>Other</u>	<u>Total</u>	<u>% of</u> <u>total</u>
Return to Home	35	0	35	2	0	2	1	38	10%
Adoption ⁽²⁾	85	34	119	164	28	192	2	313	82%
Rescue Transfer	1	1	2	1	5	6	0	8	2%
Shelter Euthanasia	5	0	5	5	2	7	1	13	3.4%
Euthanasia Services Surrender	5	1	6	1	0	1	0	7	2%
Died	1	0	1	1	2	3	0	4	1.0%
Total	132	36	168	174	37	211	4	383	100%

⁽²⁾ Mighty Mouser Program Adoptions totaled 137 cats and kittens

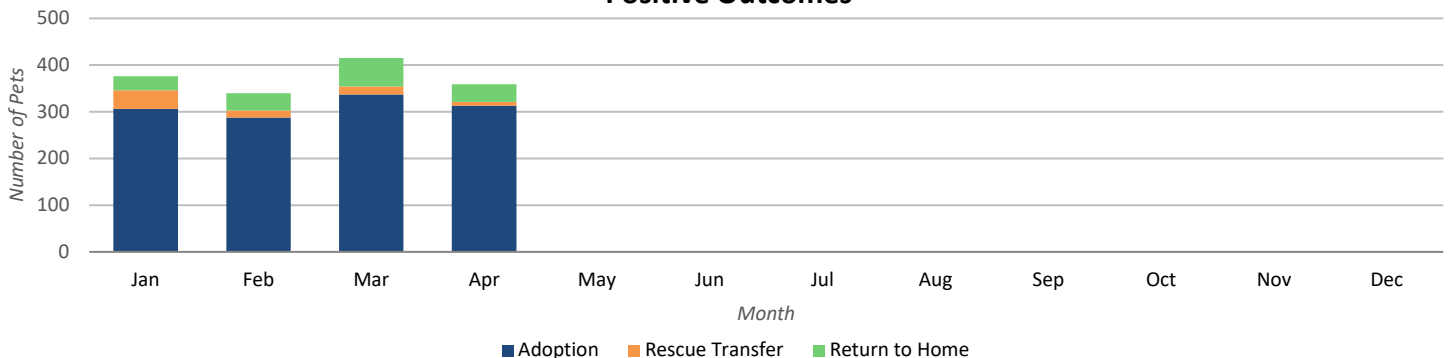
Shelter Euthanasia Reasons

	<u>Adult</u> <u>Doq</u>	<u>Puppy</u>	<u>Total</u> <u>Doq</u>	<u>Adult</u> <u>Cat</u>	<u>Kitten</u>	<u>Total</u> <u>Cat</u>	<u>Other</u>	<u>Total</u>	<u>%Euth</u>
Behavior	2	0	2	0	0	0	0	2	15%
Medical	3	0	3	5	2	7	1	11	85%
Total	5	0	5	5	2	7	1	13	100%

Shelter Euthanasia Reasons



Positive Outcomes

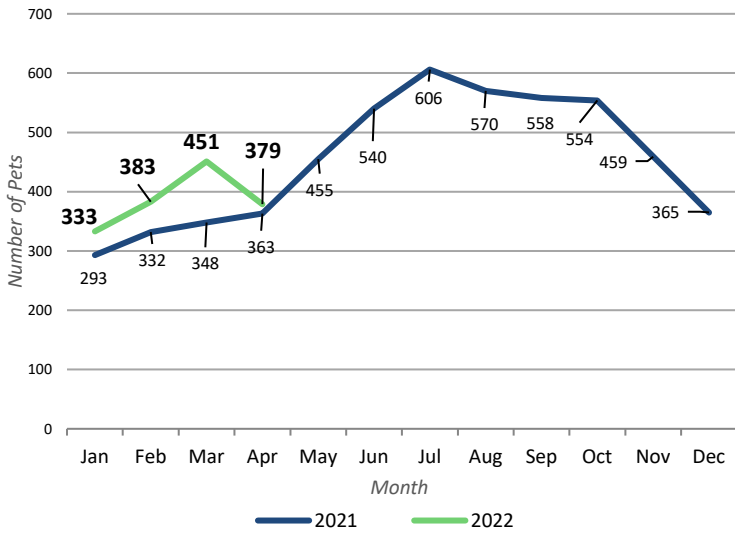


Burlington Animal Services

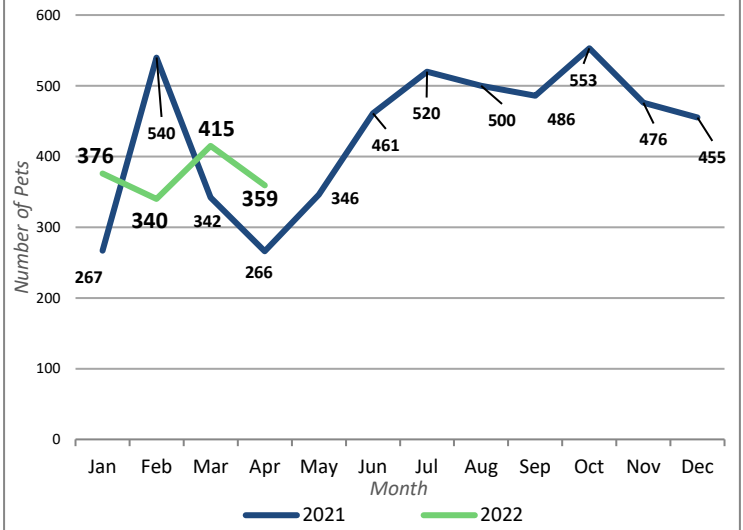
Statistical Report- April 2022

Activity Comparison Statistics

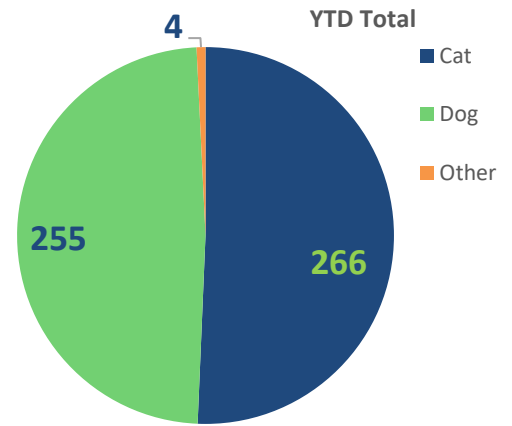
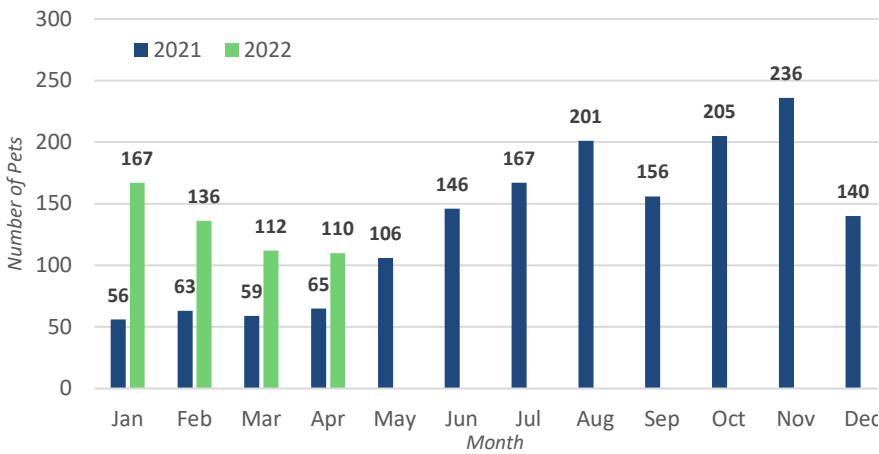
Intake 2020/2021 Comparison



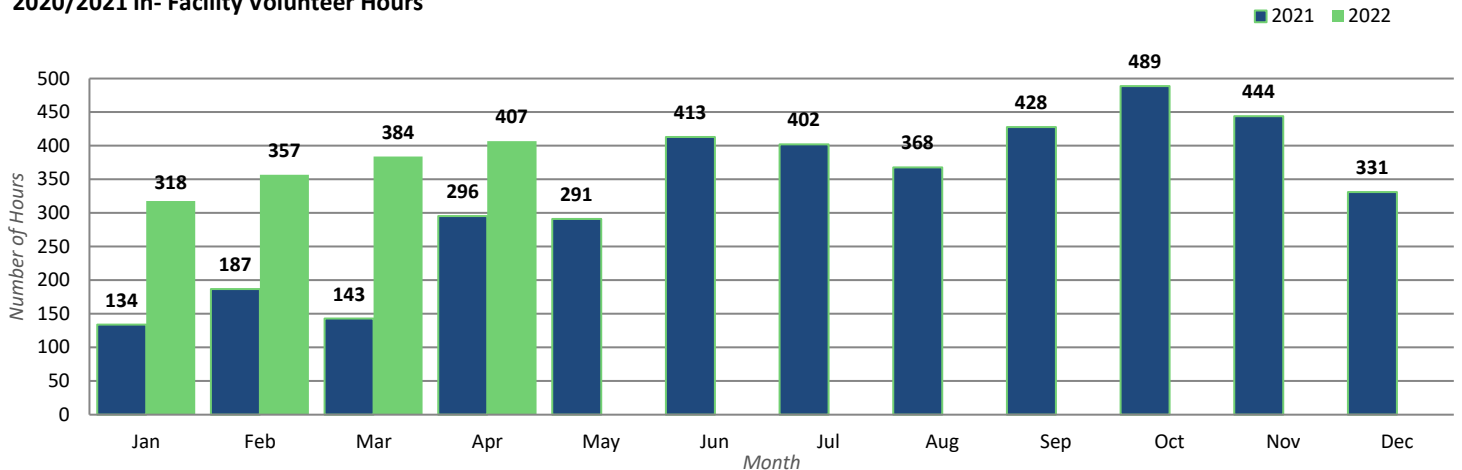
Positive Outcomes 2020/2021 Comparison



Pets Outcomed from Foster Care



2020/2021 In- Facility Volunteer Hours



Burlington Animal Services

Statistical Report- April 2022

Field Services

activities related to assisting other agencies such as police or fire, and providing assistance to the public for animal related matters in the field	Assist	3
field activities involving animal bites	Bite	7
field activities related to complaints of code violations involving barking, nuisance, abandoned pets, fowl, over the limit of number of dogs etc	Code Violation	54
field activities involving complaints/ investigations of cruelty and/or neglect	Cruelty/Neglect	26
pick-up and removal of deceased animals	Deceased pick-up	14
field activities involving § 67-4 and § 130A-200- dangerous and vicious dogs	Declaration	1
Delivery of supplies/food for fosters and community members in need (finders of stray pets; owners needing emergency assistance)	Delivery	1
activities related to the Mighty Mousers Program; counseling, transport assistance; nuisance deterrent education/ deployment	Community Cat	0
field activities not included in the other categories such as court, special events etc	Other	14
activities related to field pick up of surrendered animals; notice for recovery of owned animal at shelter	Owned	8
field activities involving temporary custody of owned animals	Protective Custody	0
field activities involving potential rabies exposure to human or domestic animal	Rabies Exposure	2
field calls related to domestic animals at large	Stray	48
activities involving complaints related to tethering ordinance	Tethering	27
transport of animals from fosters to adopters or agency to agency transports	Transport	0
field activities related to trapping domestic animals	Trap	11
activities related to wildlife	Wildlife	11
	Total	227

Call Response- Visits in Community per day: 7.6

Monthly Field Services Responses

