

# Burlington Animal Services

Statistical Report- March 2022

## Animal Intakes

### Intake Types

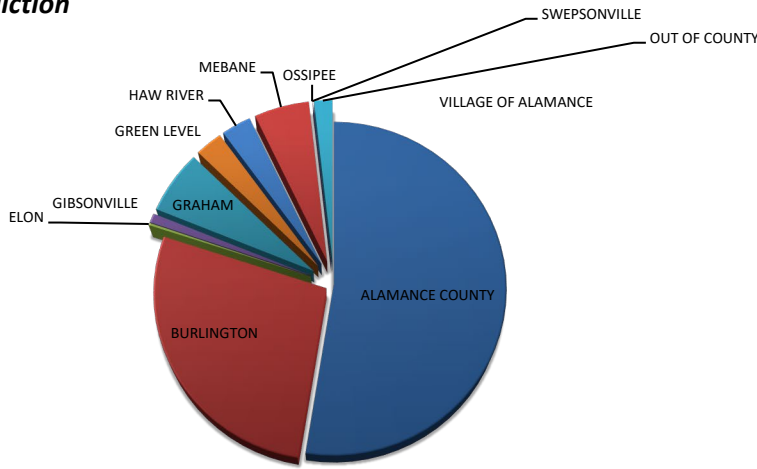
	<u>Adult</u>		<u>Total</u>	<u>Adult</u>		<u>Total</u>	<u>Other</u>	<u>Total</u>
	<u>Dog</u>	<u>Puppy</u>		<u>Dog</u>	<u>Cat</u>			
Stray	92	28	120	182	42	224	3	347
Owner Surrender <sup>(1)</sup>	38	6	44	15	0	15	0	59
Returned adoption	12	1	13	2	2	4	0	17
Euthanasia Services Surrender	6	0	6	4	0	4	2	12
Confiscate	12	0	12	3	1	4	0	16
<b>Total</b>	<b>160</b>	<b>35</b>	<b>195</b>	<b>206</b>	<b>45</b>	<b>251</b>	<b>5</b>	<b>451</b>

<sup>(1)</sup> Partner Agency Transfer= 1 dog

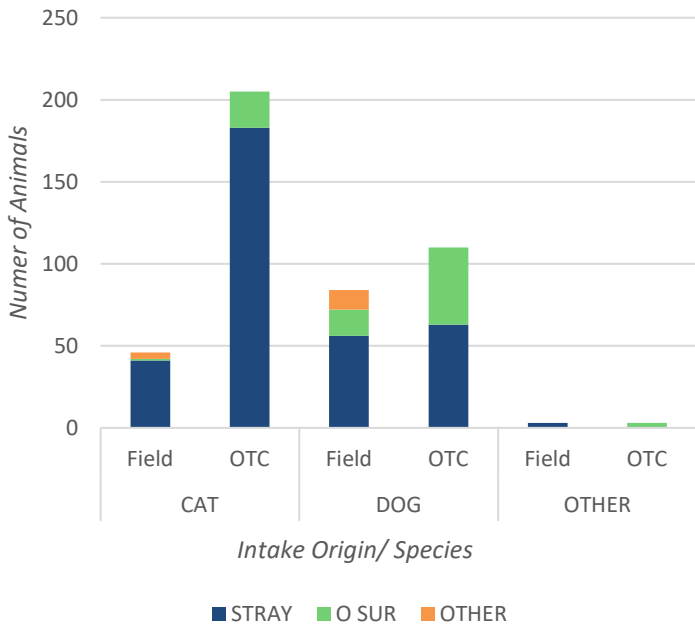
### Intake Jurisdiction

<u>Jurisdiction</u>	<u>Total</u>	<u>%</u>
ALAMANCE COUNTY	237	53%
BURLINGTON	124	27%
ELON	1	0%
GIBSONVILLE	4	1%
GRAHAM	28	6%
GREEN LEVEL	12	3%
HAW RIVER	13	3%
MEBANE	24	5%
OSSIPEE	0	0%
SWEPSONVILLE	0	0%
OUT OF COUNTY	8	2%
VILLAGE OF ALAMANCE	0	0%
<b>Total</b>	<b>451</b>	<b>100%</b>

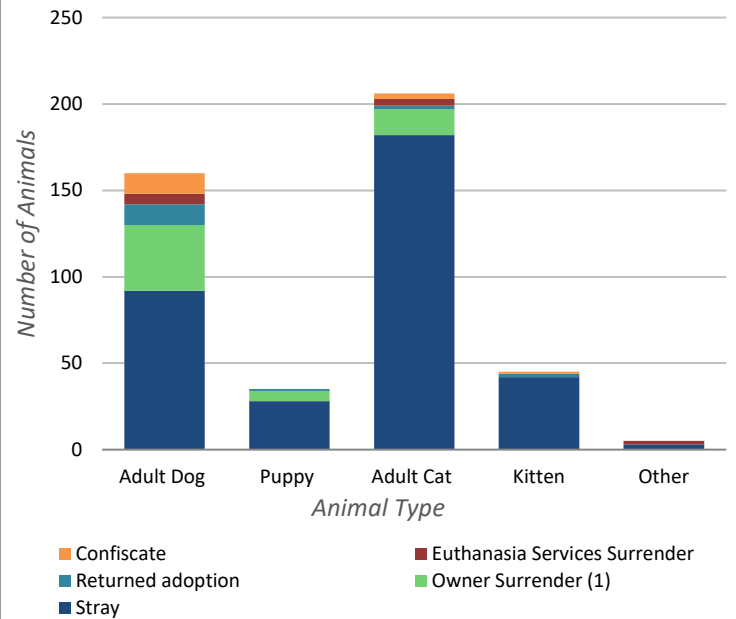
### Intake by Jurisdiction



### Intake Source



### Intake Types



Note: Wildlife Intake/Outcome is not included in this report

# Burlington Animal Services

Statistical Report- March 2022

## Animal Outcomes

	<u>Adult</u> <u>Doq</u>	<u>Puppy</u>	<u>Total</u> <u>Doq</u>	<u>Adult</u> <u>Cat</u>	<u>Kitten</u>	<u>Total</u> <u>Cat</u>	<u>Other</u>	<u>Total</u>	<u>%</u>
<b>Total Live Release <sup>(1)</sup></b>	166	27	193	185	35	220	2	<b>415</b>	<b>92%</b>

<sup>(1)</sup> Calculated as follows: total positive outcomes/total outcomes

### Total Outcomes

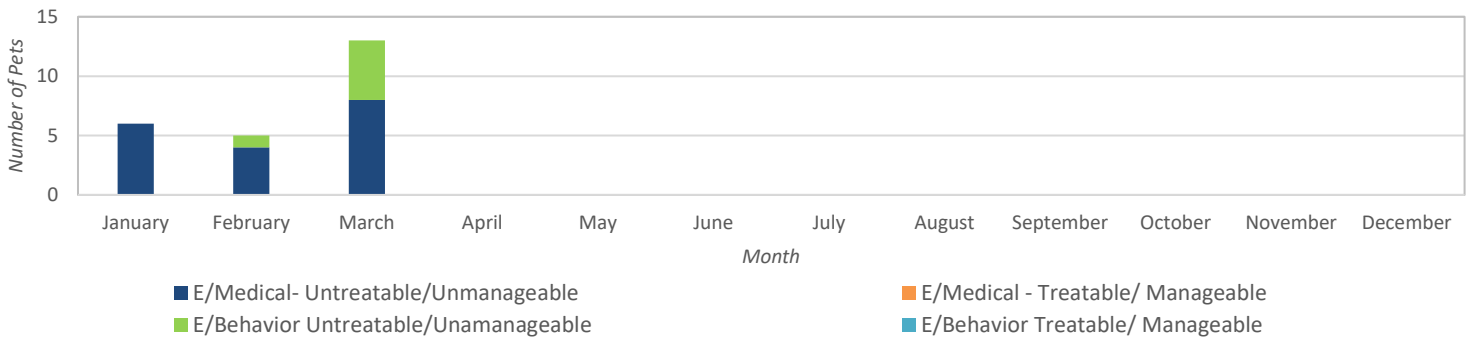
	<u>Adult</u> <u>Doq</u>	<u>Puppy</u>	<u>Total</u> <u>Doq</u>	<u>Adult</u> <u>Cat</u>	<u>Kitten</u>	<u>Total</u> <u>Cat</u>	<u>Other</u>	<u>Total</u>	<u>% of</u> <u>total</u>
Return to Home	52	1	53	6	1	7	1	61	14%
Adoption <sup>(2)</sup>	105	25	130	172	34	206	1	337	75%
Rescue Transfer	9	1	10	7	0	7	0	17	4%
Shelter Euthanasia	6	1	7	3	0	3	3	13	2.9%
Euthanasia Services Surrender	7	0	7	6	0	6	2	15	3%
Died	0	1	1	2	5	7	0	8	1.8%
<b>Total</b>	<b>179</b>	<b>29</b>	<b>208</b>	<b>196</b>	<b>40</b>	<b>236</b>	<b>7</b>	<b>451</b>	<b>100%</b>

<sup>(2)</sup> Mighty Mouser Program Adoptions totaled 148 cats and kittens

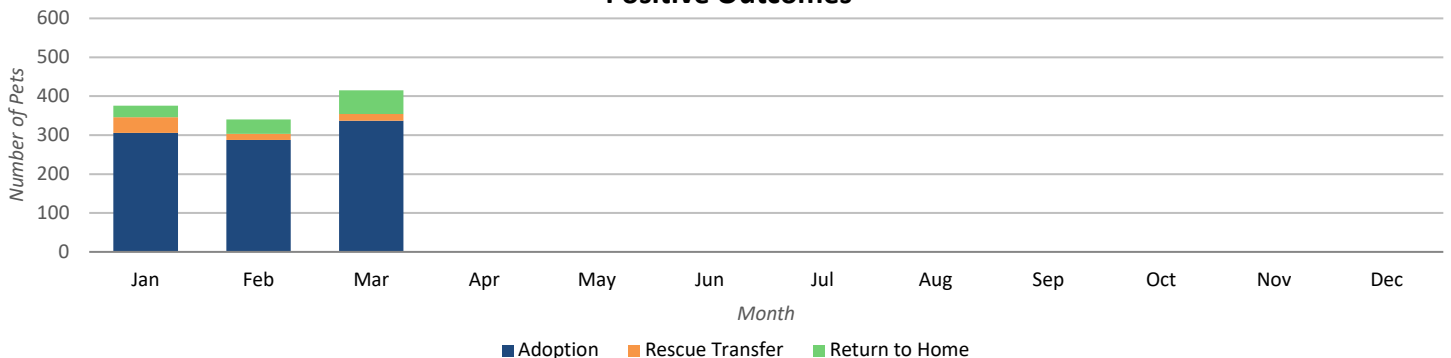
### Shelter Euthanasia Reasons

	<u>Adult</u> <u>Doq</u>	<u>Puppy</u>	<u>Total</u> <u>Doq</u>	<u>Adult</u> <u>Cat</u>	<u>Kitten</u>	<u>Total</u> <u>Cat</u>	<u>Other</u>	<u>Total</u>	<u>%Euth</u>
Behavior	5	0	5	0	0	0	0	5	38%
Medical	1	1	2	3	0	3	3	8	62%
<b>Total</b>	<b>6</b>	<b>1</b>	<b>7</b>	<b>3</b>	<b>0</b>	<b>3</b>	<b>3</b>	<b>13</b>	<b>100%</b>

### Shelter Euthanasia Reasons



### Positive Outcomes

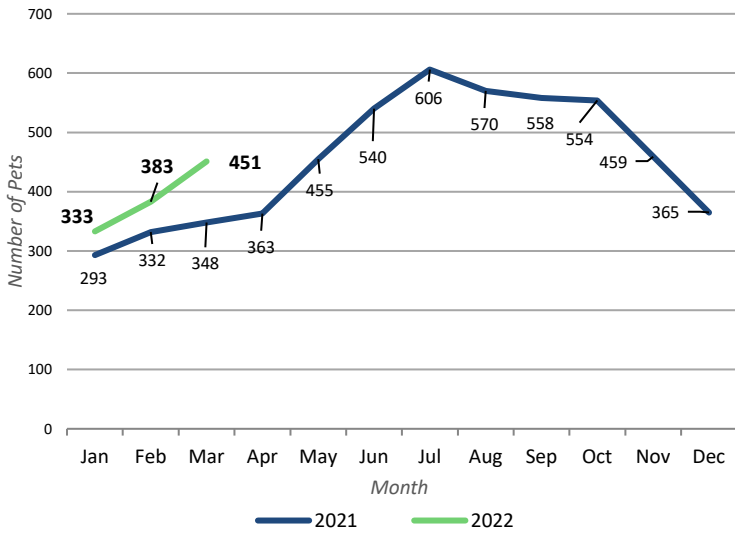


# Burlington Animal Services

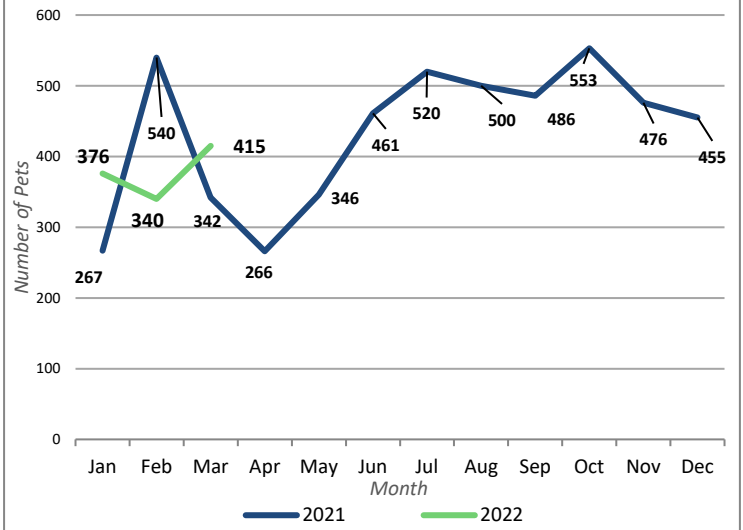
Statistical Report- March 2022

## Activity Comparison Statistics

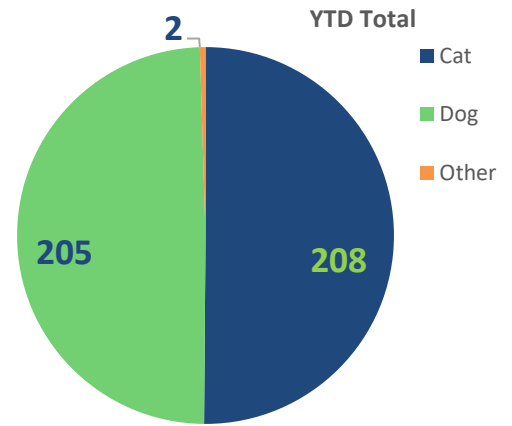
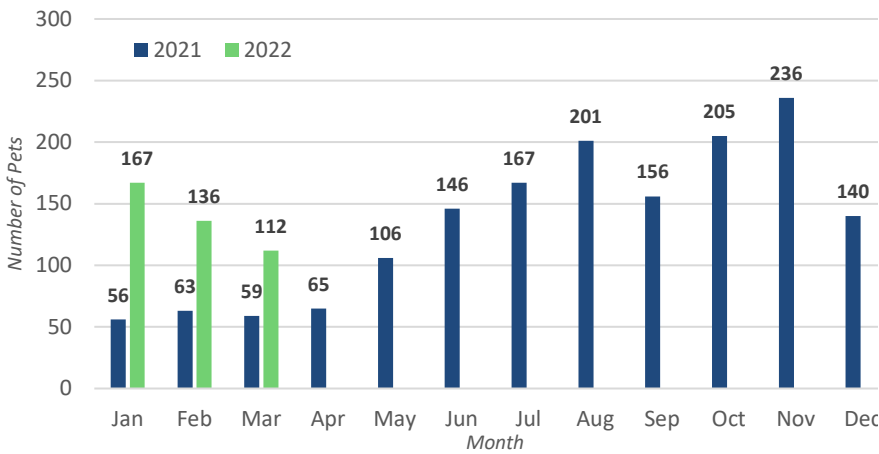
**Intake 2020/2021 Comparison**



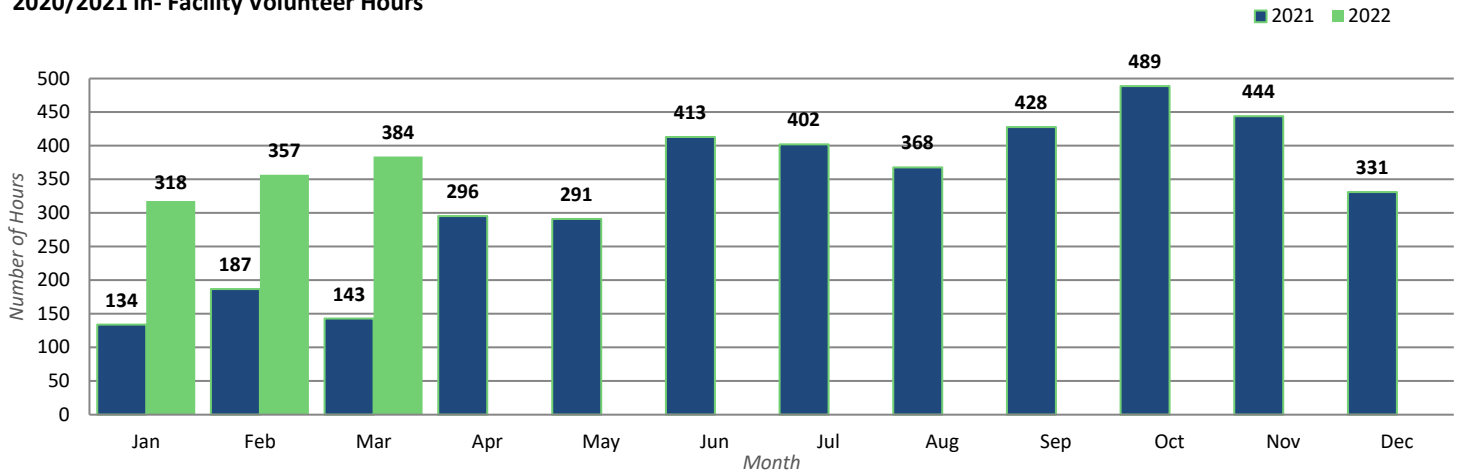
**Positive Outcomes 2020/2021 Comparison**



**Pets Outcomed from Foster Care**



**2020/2021 In- Facility Volunteer Hours**



# Burlington Animal Services

Statistical Report- March 2022

## Field Services

activities related to assisting other agencies such as police or fire, and providing assistance to the public for animal related matters in the field	<b>Assist</b>	<b>9</b>
field activities involving animal bites	<b>Bite</b>	<b>17</b>
field activities related to complaints of code violations involving barking, nuisance, abandoned pets, fowl, over the limit of number of dogs etc	<b>Code Violation</b>	<b>64</b>
field activities involving complaints/ investigations of cruelty and/or neglect	<b>Cruelty/Neglect</b>	<b>28</b>
pick-up and removal of deceased animals	<b>Deceased pick-up</b>	<b>10</b>
field activities involving § 67-4 and § 130A-200- dangerous and vicious dogs	<b>Declaration</b>	<b>3</b>
Delivery of supplies/food for fosters and community members in need (finders of stray pets; owners needing emergency assistance)	<b>Delivery</b>	<b>1</b>
activities related to the Mighty Mousers Program; counseling, transport assistance; nuisance deterrent education/ deployment	<b>Community Cat</b>	<b>4</b>
field activities not included in the other categories such as court, special events etc	<b>Other</b>	<b>13</b>
activities related to field pick up of surrendered animals; notice for recovery of owned animal at shelter	<b>Owned</b>	<b>1</b>
field activities involving temporary custody of owned animals	<b>Protective Custody</b>	<b>3</b>
field activities involving potential rabies exposure to human or domestic animal	<b>Rabies Exposure</b>	<b>2</b>
field calls related to domestic animals at large	<b>Stray</b>	<b>71</b>
activities involving complaints related to tethering ordinance	<b>Tethering</b>	<b>34</b>
transport of animals from fosters to adopters or agency to agency transports	<b>Transport</b>	<b>0</b>
field activities related to trapping domestic animals	<b>Trap</b>	<b>18</b>
activities related to wildlife	<b>Wildlife</b>	<b>13</b>
<b>Total</b>		<b>291</b>

Call Response- Visits in Community per day: 9.4

### Monthly Field Services Responses

