

Burlington Animal Services

Statistical Report- January 2022

Animal Intakes

Intake Types

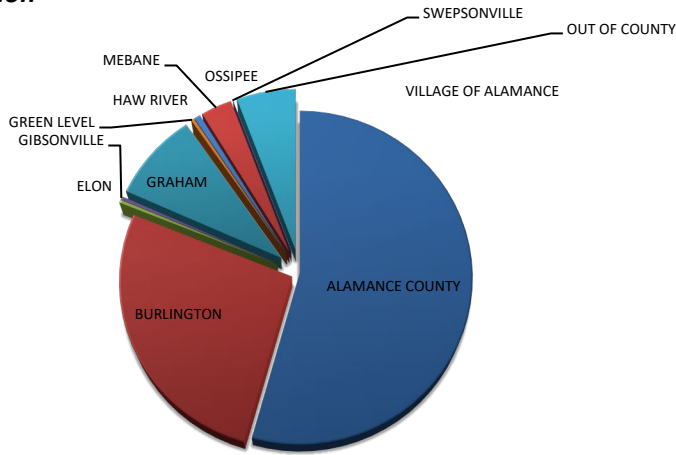
	<u>Adult</u>		<u>Total</u>			<u>Adult</u>		<u>Total</u>	
	<u>Dog</u>	<u>Puppy</u>	<u>Dog</u>	<u>Cat</u>	<u>Kitten</u>	<u>Cat</u>	<u>Other</u>	<u>Total</u>	
Stray	71	6	77	78	28	106	2	185	
Owner Surrender ⁽¹⁾	84	10	94	12	5	17	0	111	
Returned adoption	17	3	20	1	0	1	0	21	
Euthanasia Services Surrender	8	0	8	1	0	1	0	9	
Confiscate	7	0	7	0	0	0	0	7	
Total	187	19	206	92	33	125	2	333	

⁽¹⁾ Partner Agency Transfer= 8 dogs

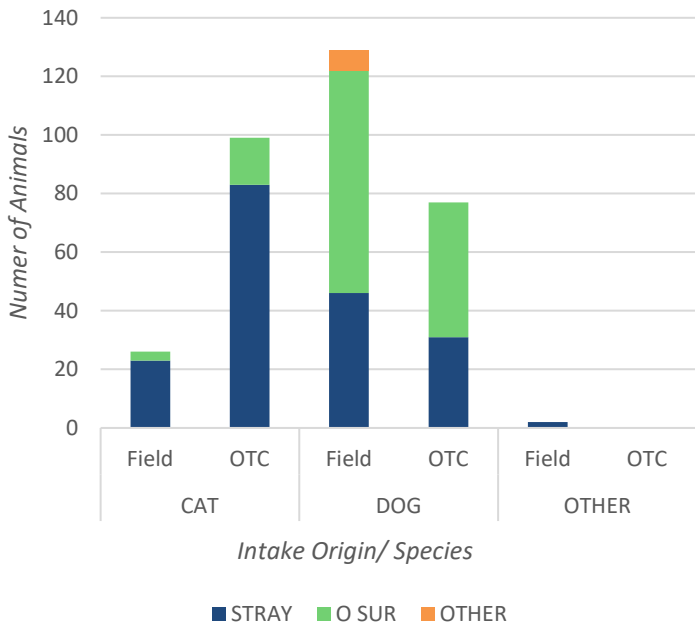
Intake Jurisdiction

<u>Jurisdiction</u>	<u>Total</u>	<u>%</u>
ALAMANCE COUNTY	181	54%
BURLINGTON	89	27%
ELON	1	0%
GIBSONVILLE	1	0%
GRAHAM	29	9%
GREEN LEVEL	1	0%
HAW RIVER	2	1%
MEBANE	10	3%
OSSIPEE	0	0%
SWEPSONVILLE	0	0%
OUT OF COUNTY	19	6%
VILLAGE OF ALAMANCE	0	0%
Total	333	100%

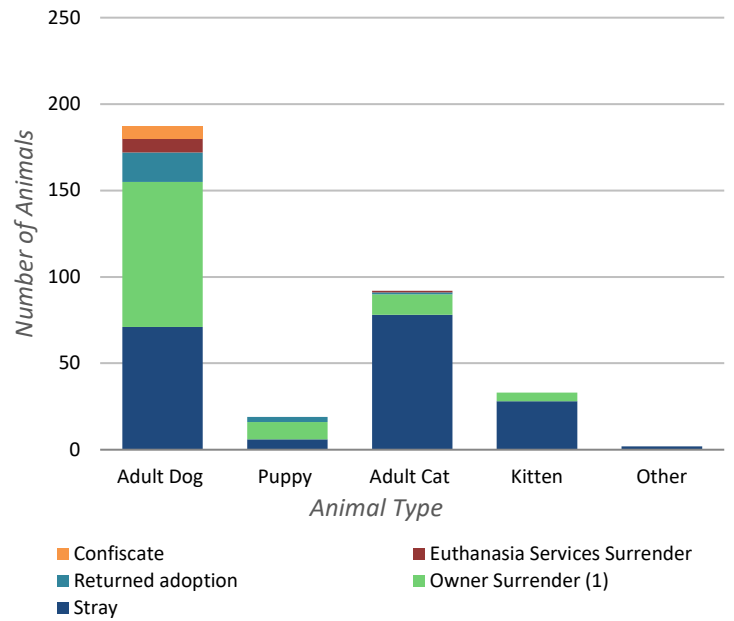
Intake by Jurisdiction



Intake Source



Intake Types



Note: Wildlife Intake/Outcome is not included in this report

Burlington Animal Services

Statistical Report- January 2022

Animal Outcomes

	<u>Adult</u> <u>Dog</u>	<u>Puppy</u>	<u>Total</u> <u>Dog</u>	<u>Adult</u> <u>Cat</u>	<u>Kitten</u>	<u>Total</u> <u>Cat</u>	<u>Other</u>	<u>Total</u>	<u>%</u>
Total Live Release ⁽¹⁾	147	44	191	90	93	183	2	376	96%

⁽¹⁾ Calculated as follows: total positive outcomes/total outcomes

Total Outcomes

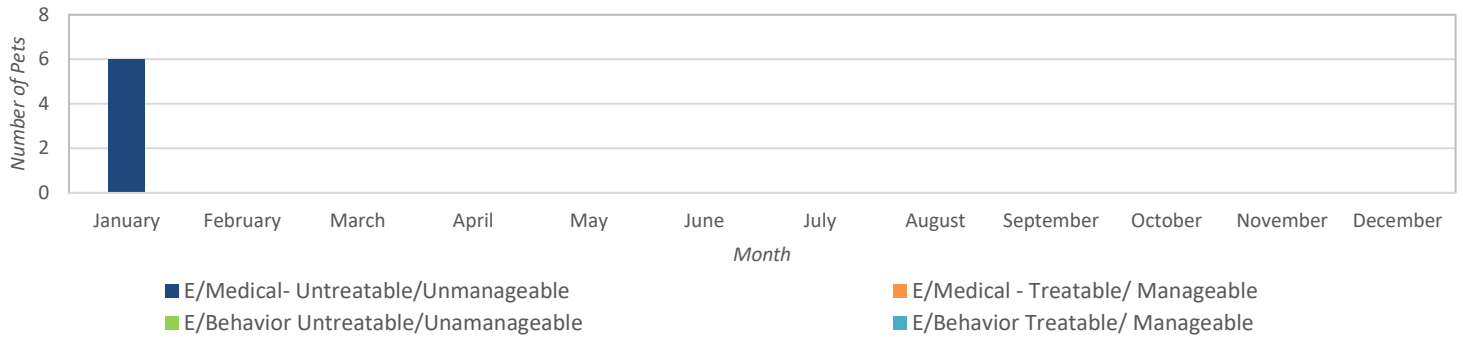
	<u>Adult</u> <u>Dog</u>	<u>Puppy</u>	<u>Total</u> <u>Dog</u>	<u>Adult</u> <u>Cat</u>	<u>Kitten</u>	<u>Total</u> <u>Cat</u>	<u>Other</u>	<u>Total</u>	<u>% of</u> <u>total</u>
Return to Home	24	0	24	5	0	5	1	30	8%
Adoption ⁽²⁾	97	33	130	84	92	176	1	307	78%
Rescue Transfer	26	11	37	1	1	2	0	39	10%
Shelter Euthanasia	2	0	2	4	0	4	0	6	1.5%
Euthanasia Services Surrender	6	0	6	1	0	1	0	7	2%
Died	2	0	2	0	1	1	0	3	0.8%
Total	157	44	201	95	94	189	2	392	100%

⁽²⁾ Mighty Mouser Program Adoptions totaled 69 cats and kittens

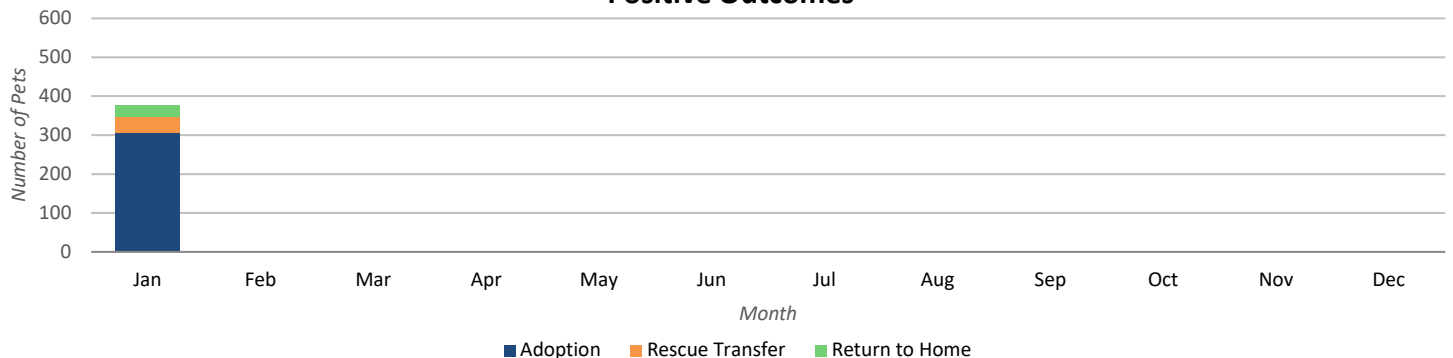
Shelter Euthanasia Reasons

	<u>Adult</u> <u>Dog</u>	<u>Puppy</u>	<u>Total</u> <u>Dog</u>	<u>Adult</u> <u>Cat</u>	<u>Kitten</u>	<u>Total</u> <u>Cat</u>	<u>Other</u>	<u>Total</u>	<u>%Euth</u>
Behavior	0	0	0	0	0	0	0	0	0%
Medical	2	0	2	4	0	4	0	6	100%
Total	2	0	2	4	0	4	0	6	100%

Shelter Euthanasia Reasons

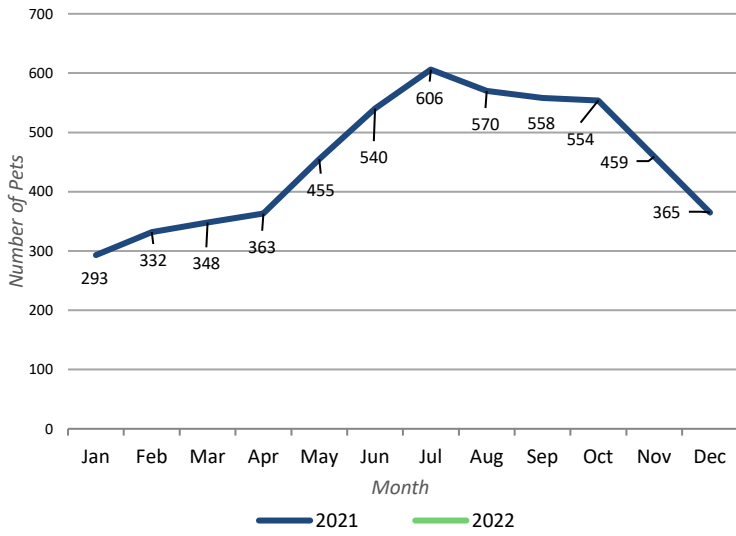


Positive Outcomes

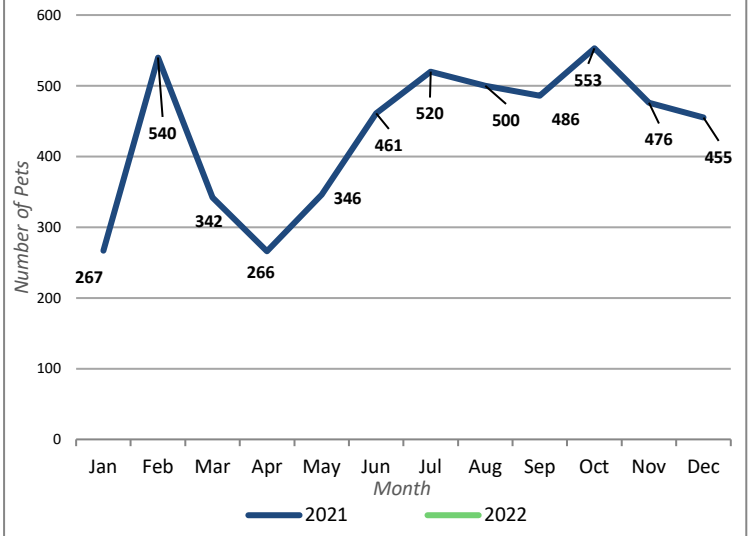


Activity Comparison Statistics

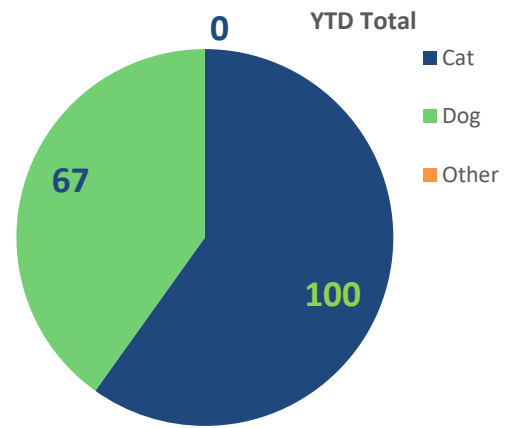
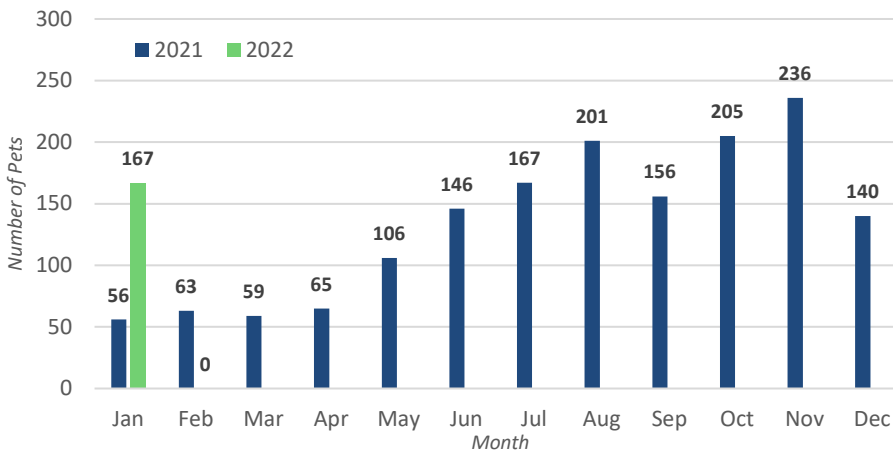
Intake 2020/2021 Comparison



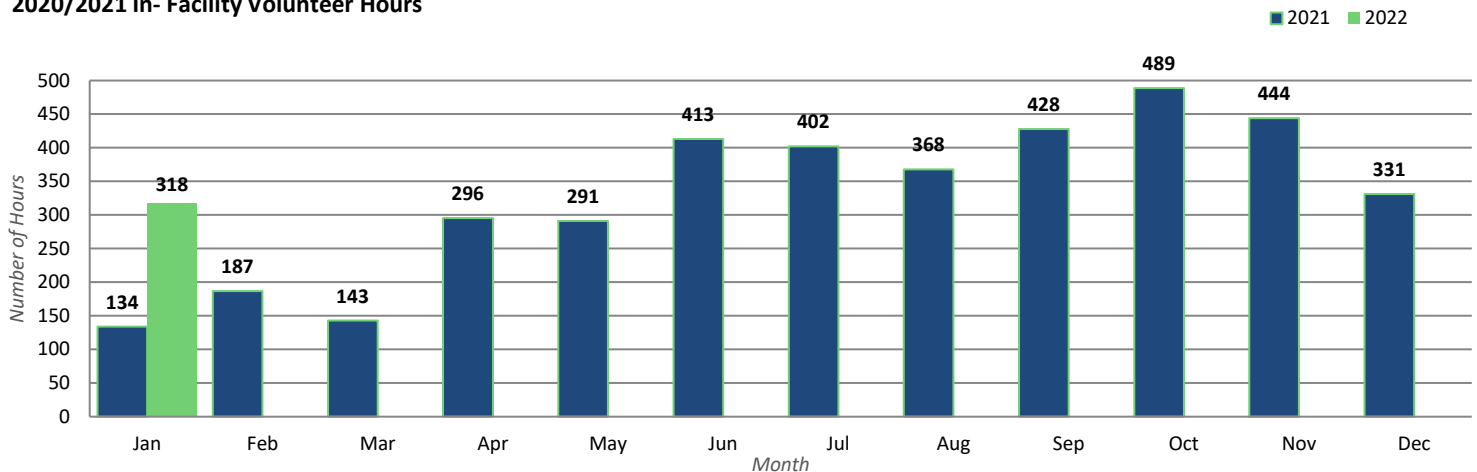
Positive Outcomes 2020/2021 Comparison



Pets Outcomed from Foster Care



2020/2021 In- Facility Volunteer Hours



Burlington Animal Services

Statistical Report- January 2022

Field Services

activities related to assisting other agencies such as police or fire, and providing assistance to the public for animal related matters in the field	Assist	7
field activities involving animal bites	Bite	7
field activities related to complaints of code violations involving barking, nuisance, abandoned pets, fowl, over the limit of number of dogs etc	Code Violation	49
field activities involving complaints/ investigations of cruelty and/or neglect	Cruelty/Neglect	14
pick-up and removal of deceased animals	Deceased pick-up	10
field activities involving § 67-4 and § 130A-200- dangerous and vicious dogs	Declaration	0
Delivery of supplies/food for fosters and community members in need (finders of stray pets; owners needing emergency assistance)	Delivery	0
activities related to the Mighty Mousers Program; counseling, transport assistance; nuisance deterrent education/ deployment	Community Cat	4
field activities not included in the other categories such as court, special events etc	Other	10
activities related to field pick up of surrendered animals; notice for recovery of owned animal at shelter	Owned	2
field activities involving temporary custody of owned animals	Protective Custody	0
field activities involving potential rabies exposure to human or domestic animal	Rabies Exposure	0
field calls related to domestic animals at large	Stray	62
activities involving complaints related to tethering ordinance	Tethering	10
transport of animals from fosters to adopters or agency to agency transports	Transport	0
field activities related to trapping domestic animals	Trap	7
activities related to wildlife	Wildlife	4
Total		186

Call Response- Visits in Community per day: 6.0

Monthly Field Services Responses

