

Animal Intakes

Intake Types

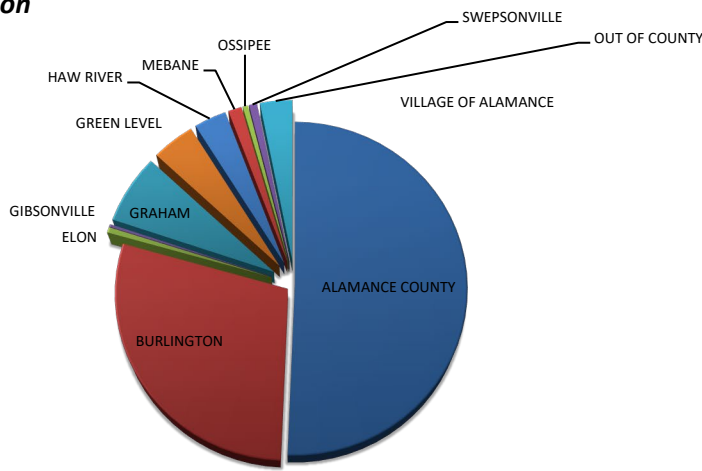
	<u>Adult</u>		<u>Total</u>			<u>Adult</u>		<u>Total</u>	
	<u>Dog</u>	<u>Puppy</u>	<u>Dog</u>	<u>Cat</u>	<u>Kitten</u>	<u>Cat</u>	<u>Other</u>	<u>Total</u>	
Stray	84	14	98	127	24	151	1	250	
Owner Surrender ⁽¹⁾	46	24	70	21	9	30	0	100	
Returned adoption	9	1	10	2	0	2	0	12	
Euthanasia Services Surrender	9	0	9	2	0	2	0	11	
Confiscate	9	0	9	0	0	0	1	10	
Total	157	39	196	152	33	185	2	383	

⁽¹⁾ Partner Agency Transfer= 8 dogs

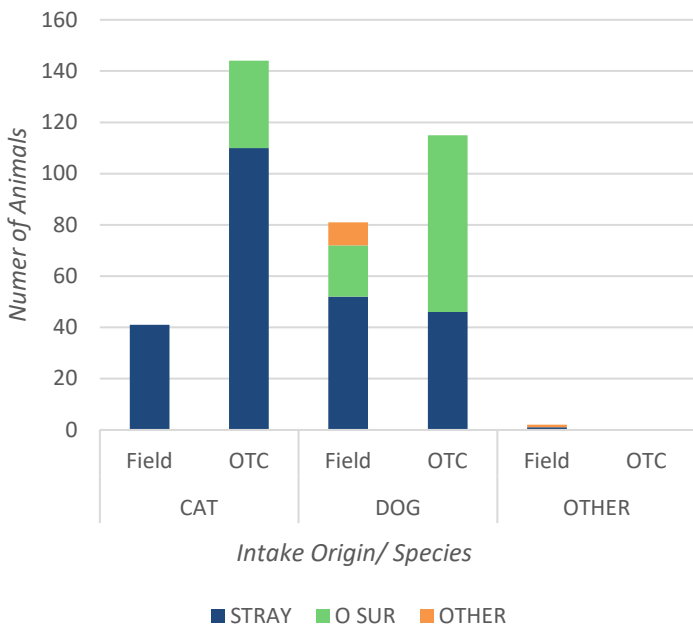
Intake Jurisdiction

<u>Jurisdiction</u>	<u>Total</u>	<u>%</u>
ALAMANCE COUNTY	194	51%
BURLINGTON	110	29%
ELON	2	1%
GIBSONVILLE	1	0%
GRAHAM	26	7%
GREEN LEVEL	16	4%
HAW RIVER	12	3%
MEBANE	5	1%
OSSIPEE	2	1%
SWEPSONVILLE	3	1%
OUT OF COUNTY	12	3%
VILLAGE OF ALAMANCE	0	0%
Total	383	100%

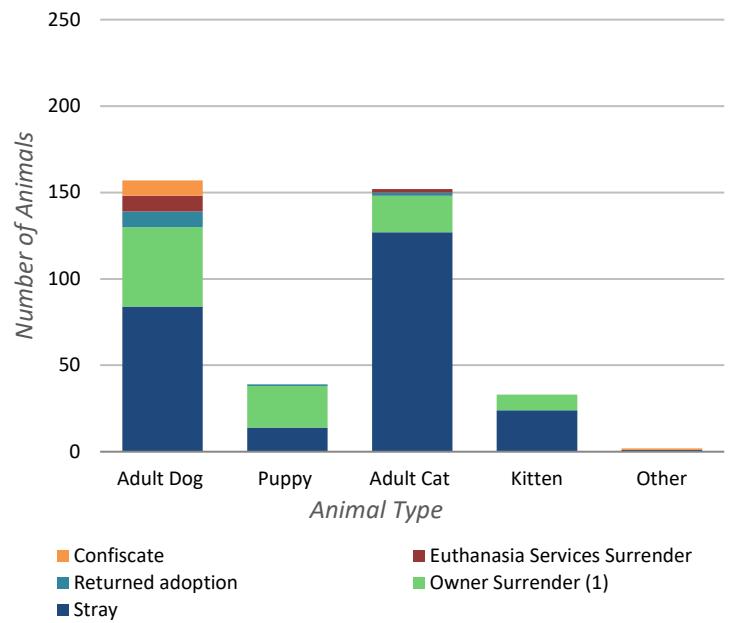
Intake by Jurisdiction



Intake Source



Intake Types



Note: Wildlife Intake/Outcome is not included in this report

Animal Outcomes

	<u>Adult</u> <u>Doq</u>	<u>Puppy</u>	<u>Total</u> <u>Doq</u>	<u>Adult</u> <u>Cat</u>	<u>Kitten</u>	<u>Total</u> <u>Cat</u>	<u>Other</u>	<u>Total</u>	<u>%</u>
Total Live Release ⁽¹⁾	157	13	170	129	38	167	3	340	94%

⁽¹⁾ Calculated as follows: total positive outcomes/total outcomes

Total Outcomes

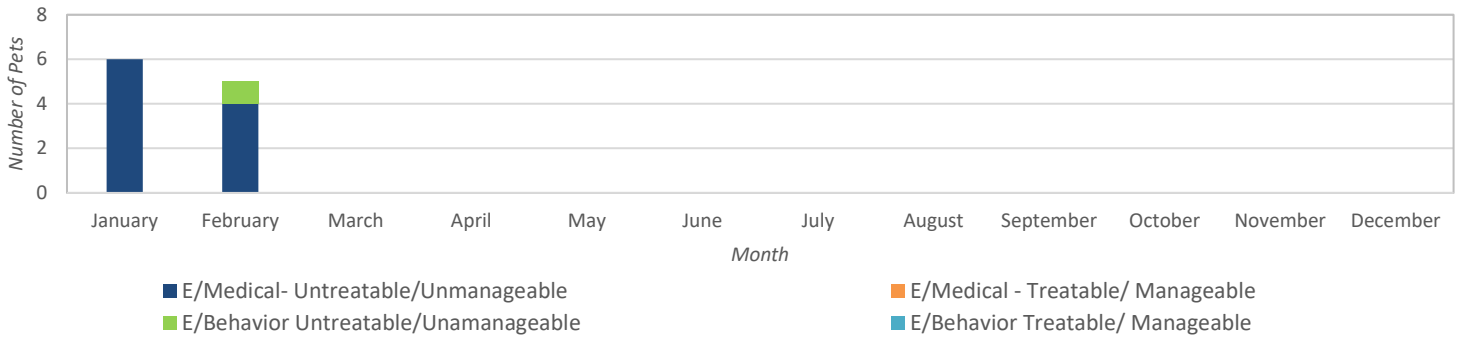
	<u>Adult</u> <u>Doq</u>	<u>Puppy</u>	<u>Total</u> <u>Doq</u>	<u>Adult</u> <u>Cat</u>	<u>Kitten</u>	<u>Total</u> <u>Cat</u>	<u>Other</u>	<u>Total</u>	<u>% of</u> <u>total</u>
Return to Home	34	2	36	0	0	0	1	37	10%
Adoption ⁽²⁾	120	7	127	127	32	159	2	288	80%
Rescue Transfer	3	4	7	2	6	8	0	15	4%
Shelter Euthanasia	2	0	2	3	0	3	0	5	1.4%
Euthanasia Services Surrender	10	0	10	3	0	3	0	13	4%
Died	0	1	1	1	1	2	0	3	0.8%
Total	169	14	183	136	39	175	3	361	100%

⁽²⁾ Mighty Mouser Program Adoptions totaled 72 cats and kittens

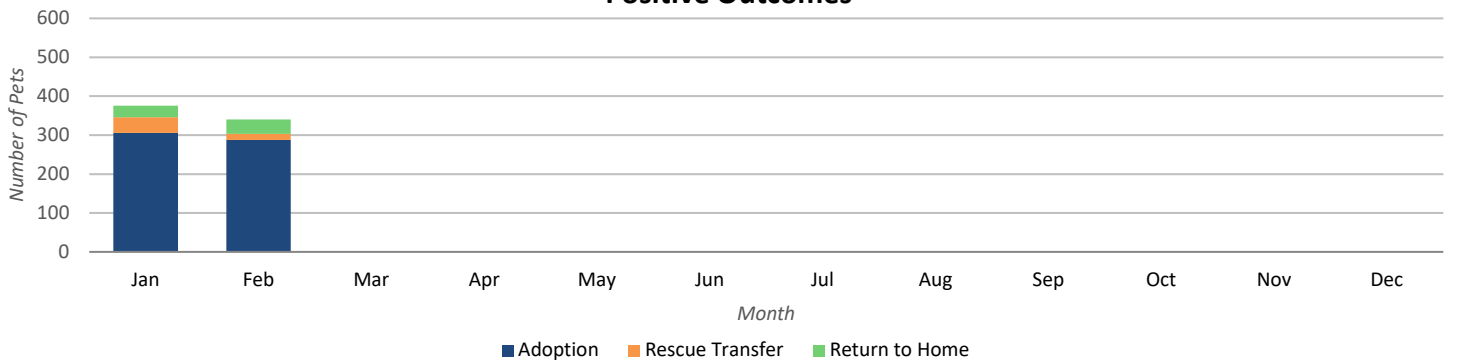
Shelter Euthanasia Reasons

	<u>Adult</u> <u>Doq</u>	<u>Puppy</u>	<u>Total</u> <u>Doq</u>	<u>Adult</u> <u>Cat</u>	<u>Kitten</u>	<u>Total</u> <u>Cat</u>	<u>Other</u>	<u>Total</u>	<u>%Euth</u>
Behavior	1	0	1	0	0	0	0	1	20%
Medical	1	0	1	3	0	3	0	4	80%
Total	2	0	2	3	0	3	0	5	100%

Shelter Euthanasia Reasons

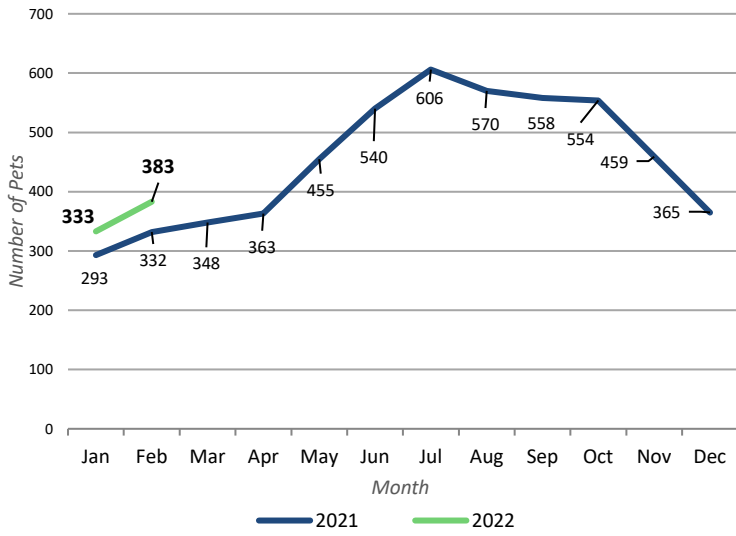


Positive Outcomes

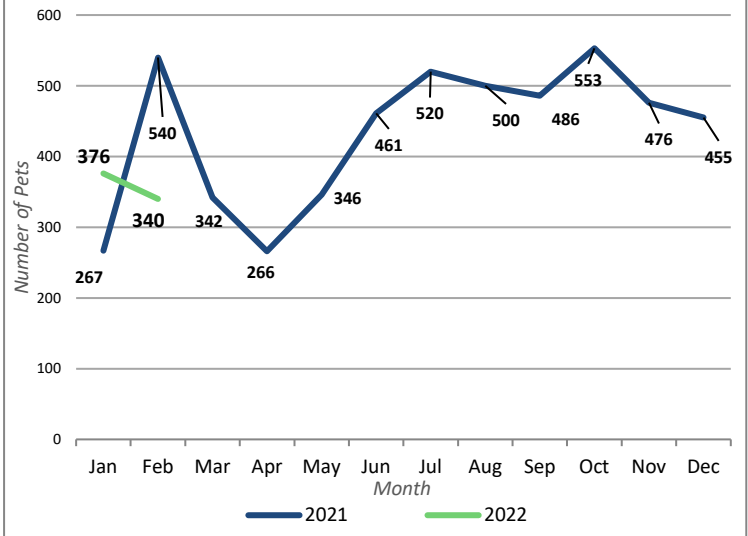


Activity Comparison Statistics

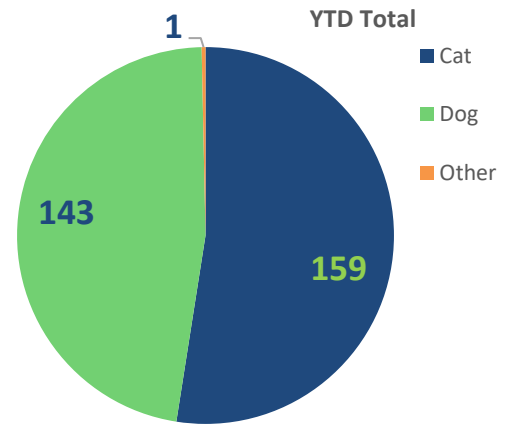
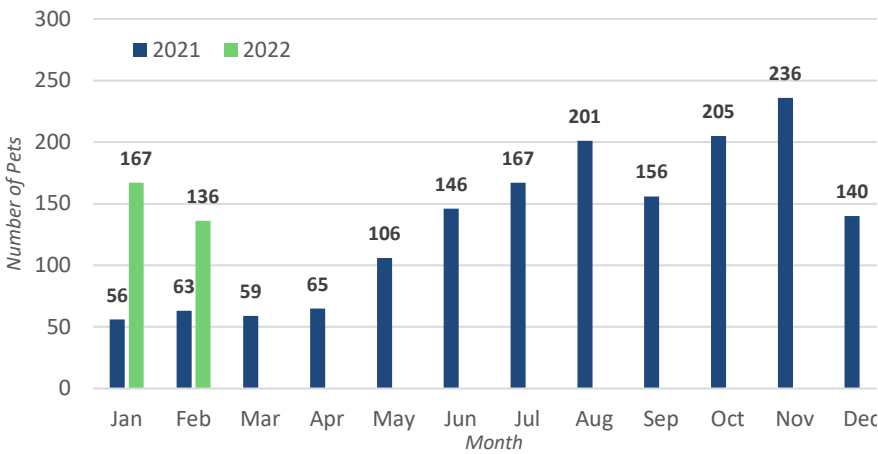
Intake 2020/2021 Comparison



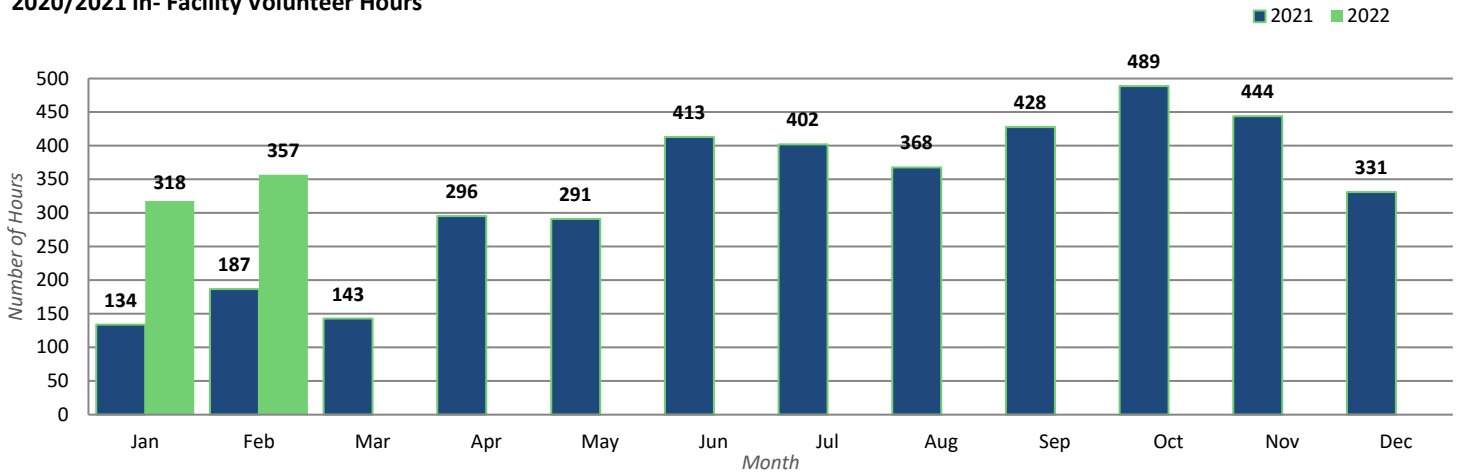
Positive Outcomes 2020/2021 Comparison



Pets Outcomed from Foster Care



2020/2021 In- Facility Volunteer Hours



Burlington Animal Services

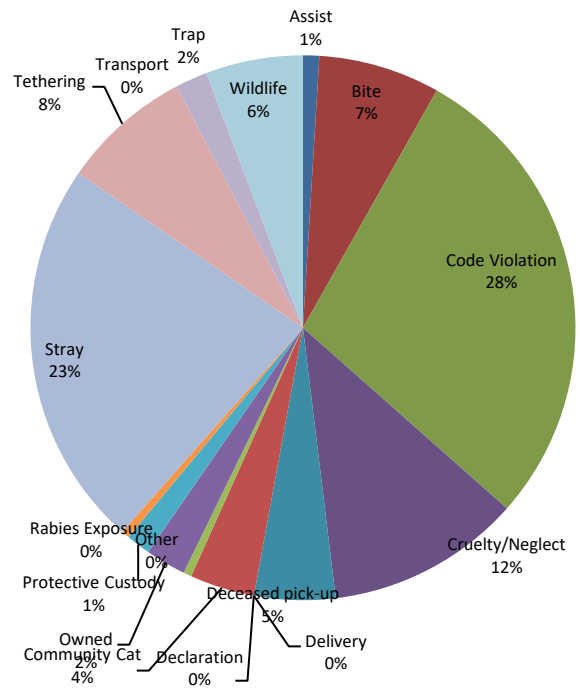
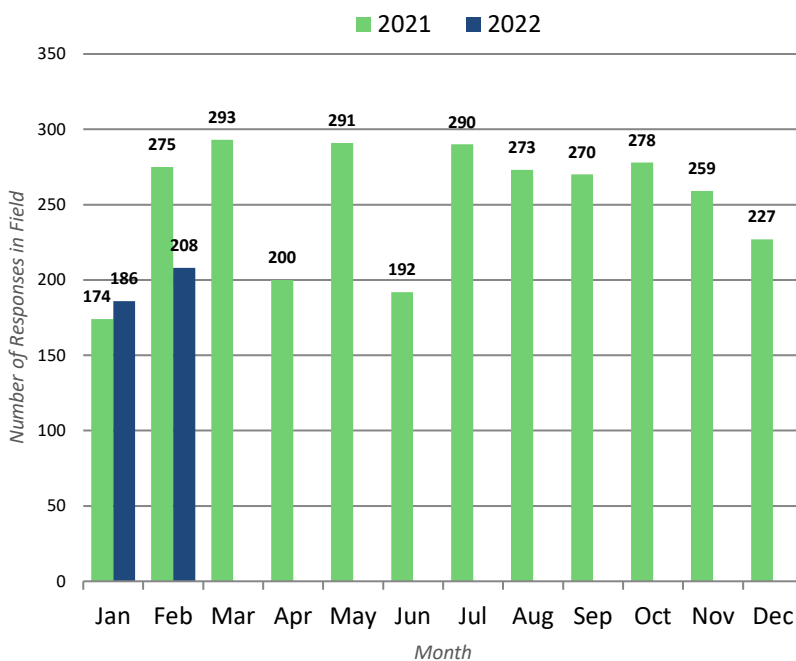
Statistical Report- February 2022

Field Services

activities related to assisting other agencies such as police or fire, and providing assistance to the public for animal related matters in the field	Assist	2
field activities involving animal bites	Bite	15
field activities related to complaints of code violations involving barking, nuisance, abandoned pets, fowl, over the limit of number of dogs etc	Code Violation	59
field activities involving complaints/ investigations of cruelty and/or neglect	Cruelty/Neglect	24
pick-up and removal of deceased animals	Deceased pick-up	10
field activities involving § 67-4 and § 130A-200- dangerous and vicious dogs	Declaration	0
Delivery of supplies/food for fosters and community members in need (finders of stray pets; owners needing emergency assistance)	Delivery	0
activities related to the Mighty Mousers Program; counseling, transport assistance; nuisance deterrent education/ deployment	Community Cat	8
field activities not included in the other categories such as court, special events etc	Other	1
activities related to field pick up of surrendered animals; notice for recovery of owned animal at shelter	Owned	5
field activities involving temporary custody of owned animals	Protective Custody	3
field activities involving potential rabies exposure to human or domestic animal	Rabies Exposure	1
field calls related to domestic animals at large	Stray	48
activities involving complaints related to tethering ordinance	Tethering	16
transport of animals from fosters to adopters or agency to agency transports	Transport	0
field activities related to trapping domestic animals	Trap	4
activities related to wildlife	Wildlife	12
	Total	208

Call Response- Visits in Community per day: 7.4

Monthly Field Services Responses



Burlington Animal Services

Statistical Report- February 2022

Burlington Animal Services

Statistical Report- February 2022