



**Animal Services**

CITY OF BURLINGTON

## **2021 Annual Statistical Report**

Jessica L. Arias, CAWA, Animal Services Director

Tamee Penley, Animal Services Administrative Manager

Elizabeth Overcash, Animal Shelter Manager

Pet Adoption & Resource Center | 221 Stone Quarry Rd. Haw River NC | 336-578-0343

Shelter & Field Services | 221 Stone Quarry Rd Haw River NC | 336-578-0343

Spay & Neuter Clinic of Alamance County | 1919 S. Church St Burlington NC | 336-570-6767

# Burlington Animal Services

## 2021 Statistical Report

### Animal Intakes

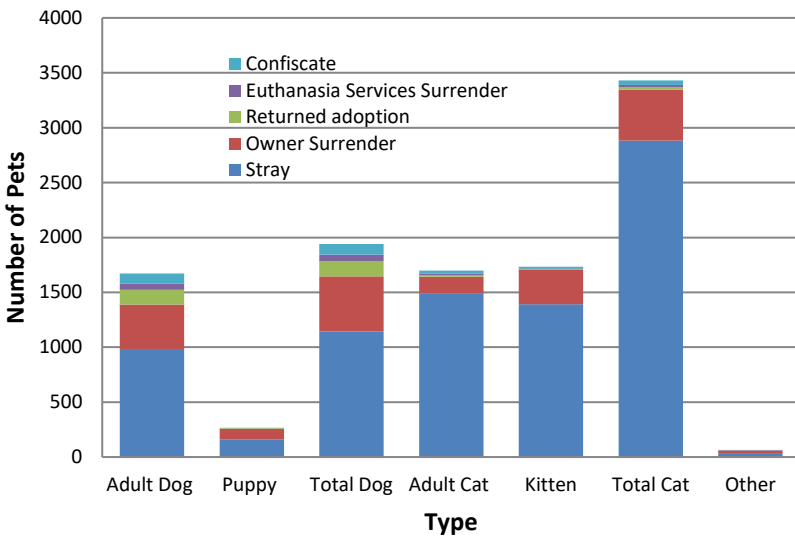
#### Intake Types

	<u>Adult Dog</u>	<u>Puppy</u>	<u>Total Dog</u>	<u>Adult Cat</u>	<u>Kitten</u>	<u>Total Cat</u>	<u>Other</u>	<u>Total</u>
Stray	984	159	1143	1488	1393	2881	37	4061
Owner Surrender	405	99	504	154	310	464	23	991
Returned adoption	133	6	139	12	12	24	0	163
Euthanasia Services Surrender	59	0	59	19	1	20	3	82
Confiscate	91	3	94	26	16	42	1	137
<b>Total</b>	<b>1672</b>	<b>267</b>	<b>1939</b>	<b>1699</b>	<b>1732</b>	<b>3431</b>	<b>64</b>	<b>5434</b>

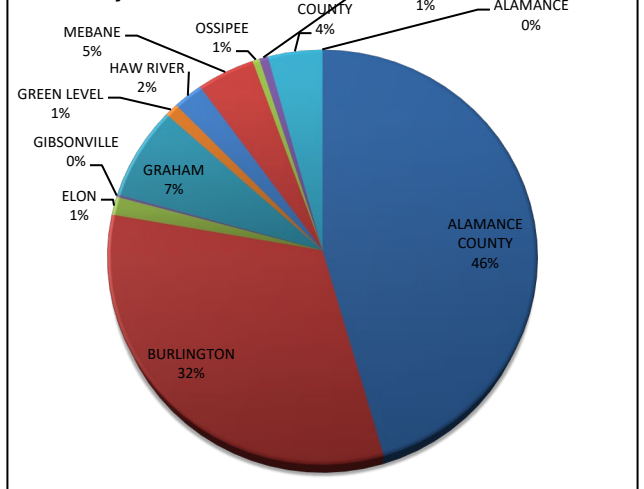
#### Intake Jurisdiction

<u>Jurisdiction</u>	<u>Total</u>	<u>%</u>
ALAMANCE COUNTY	2475	46%
BURLINGTON	1751	32%
ELON	77	1%
GIBSONVILLE	10	0%
GRAHAM	398	7%
GREEN LEVEL	56	1%
HAW RIVER	126	2%
MEBANE	245	5%
OSSIPEE	29	1%
SWEPSONVILLE	37	1%
OUT OF COUNTY	230	4%
VILLAGE OF ALAMANCE	0	0%
<b>Total</b>	<b>5434</b>	<b>100%</b>

#### Intake Types

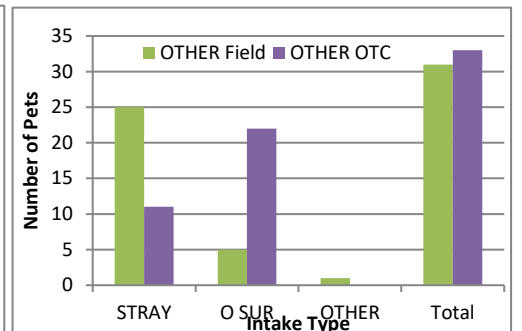
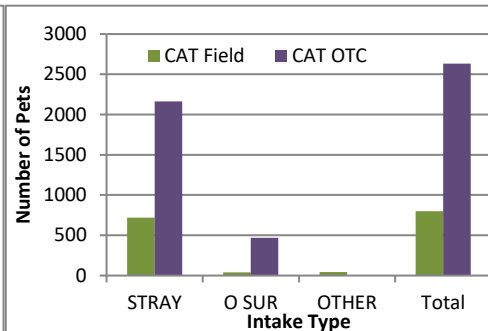
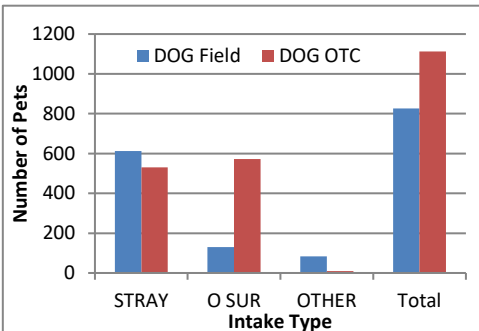


#### Intake by Jurisdiction



#### STRAY O SUR OTHER Total

	Field	O SUR	OTHER	Total
CAT	718	38	42	798
	OTC	2164	469	0
DOG	613	130	84	827
	OTC	530	572	10
OTHER	25	5	1	31
	OTC	11	22	0
<b>Total</b>	<b>4061</b>	<b>1236</b>	<b>137</b>	<b>5434</b>



Note: Wildlife Intake/Outcome is not included in this report

# Burlington Animal Services

## 2021 Statistical Report

### Animal Outcomes

	<u>Adult</u> <u>Dog</u>	<u>Puppy</u>	<u>Total</u> <u>Dog</u>	<u>Adult</u> <u>Cat</u>	<u>Kitten</u>	<u>Total</u> <u>Cat</u>	<u>Other</u>	<u>Total</u>	<u>%</u>
<b>Total Live Release</b> <sup>(1)</sup>	1517	236	1753	1609	1522	3131	56	<b>4940</b>	<b>94%</b>

<sup>(1)</sup> Calculated as follows: total positive outcomes/total outcomes

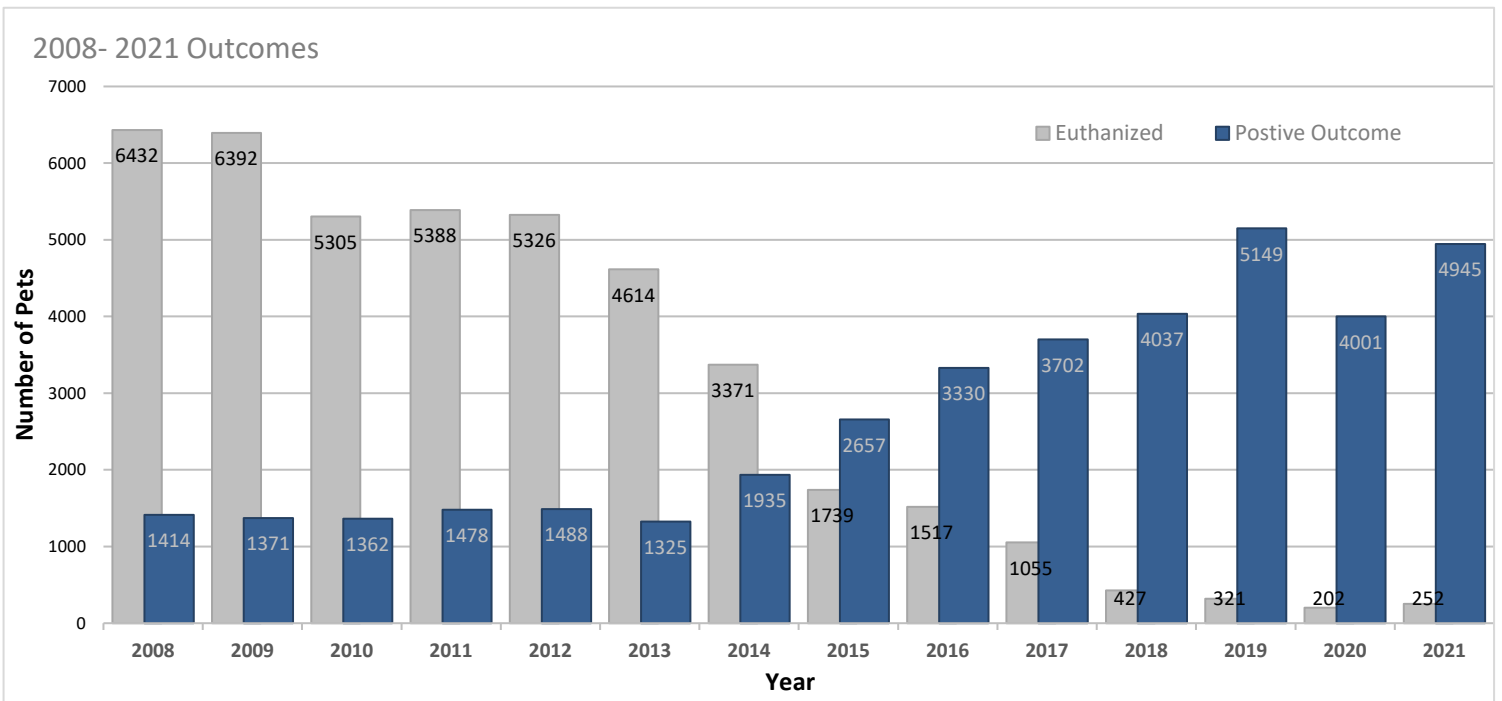
#### Total Outcomes

	<u>Adult</u> <u>Dog</u>	<u>Puppy</u>	<u>Total</u> <u>Dog</u>	<u>Adult</u> <u>Cat</u>	<u>Kitten</u>	<u>Total</u> <u>Cat</u>	<u>Other</u>	<u>Total</u>	<u>% of</u> <u>total</u>
Return to Owner (RTO)	386	9	395	38	8	46	6	447	8%
Adoption <sup>(2)</sup>	1066	173	1239	1532	1465	2997	42	4278	81%
Rescue Transfer	65	54	119	39	49	88	8	215	4%
Shelter Euthanasia	34	2	36	50	36	86	15	137	3%
Euthanasia Services Surrender	68	0	68	26	2	28	4	100	2%
Died	9	9	18	13	69	82	2	102	1.9%
<b>Total</b>	<b>1628</b>	<b>247</b>	<b>1875</b>	<b>1698</b>	<b>1629</b>	<b>3327</b>	<b>77</b>	<b>5279</b>	<b>100%</b>

<sup>(2)</sup> Mighty Mouser Program Adoptions totaled 1322 cats and kittens

#### Shelter Euthanasia Reasons

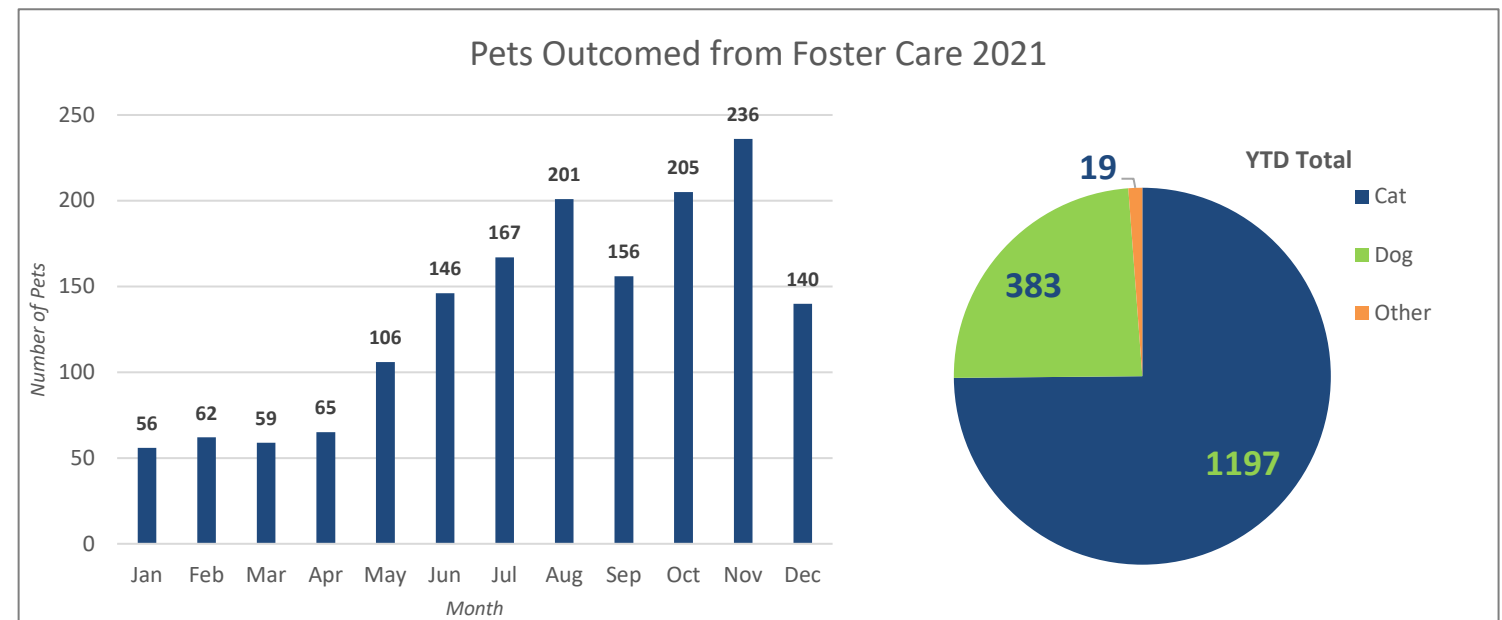
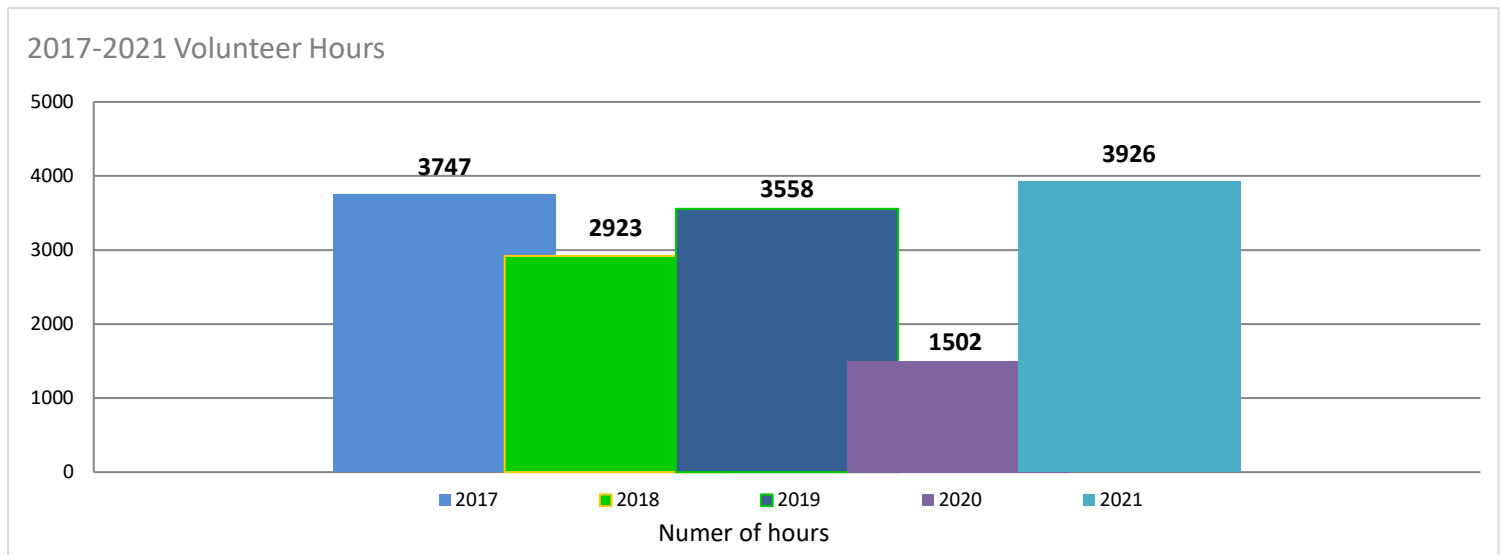
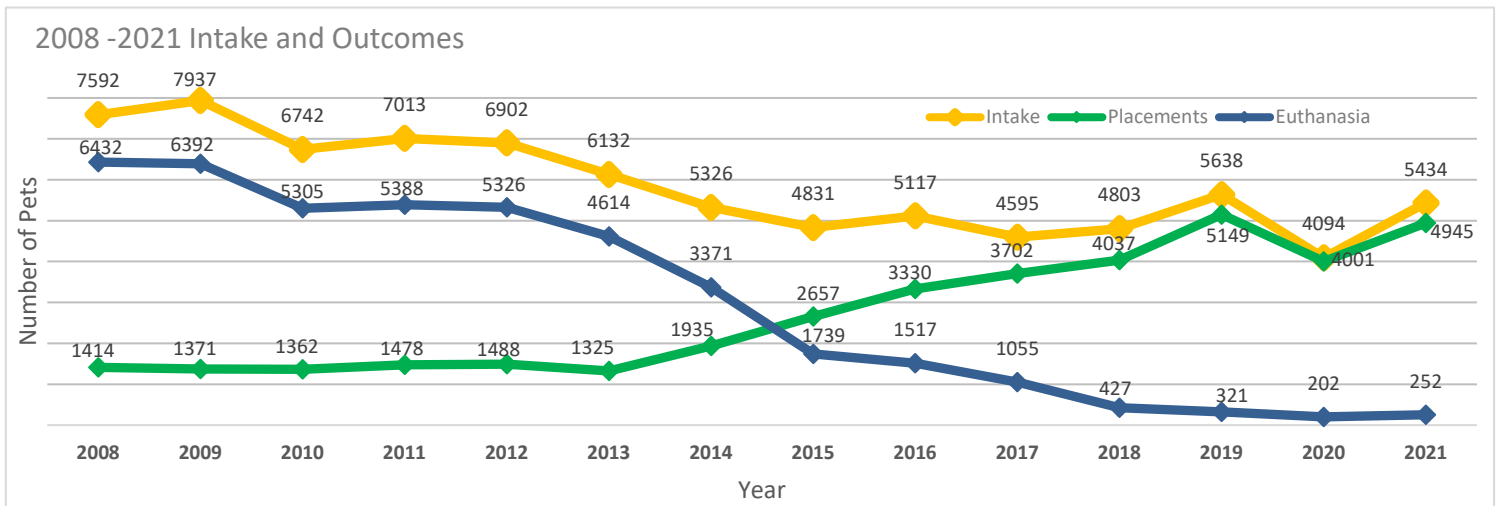
	<u>Adult</u> <u>Dog</u>	<u>Puppy</u>	<u>Total</u> <u>Dog</u>	<u>Adult</u> <u>Cat</u>	<u>Kitten</u>	<u>Total</u> <u>Cat</u>	<u>Other</u>	<u>Total</u>	<u>%Euth</u>
Behavior	15	0	15	0	0	0	0	15	11%
Medical	22	1	23	47	36	83	15	121	89%
<b>Total</b>	<b>37</b>	<b>1</b>	<b>38</b>	<b>47</b>	<b>36</b>	<b>83</b>	<b>15</b>	<b>136</b>	<b>100%</b>



# Burlington Animal Services

## 2021 Statistical Report

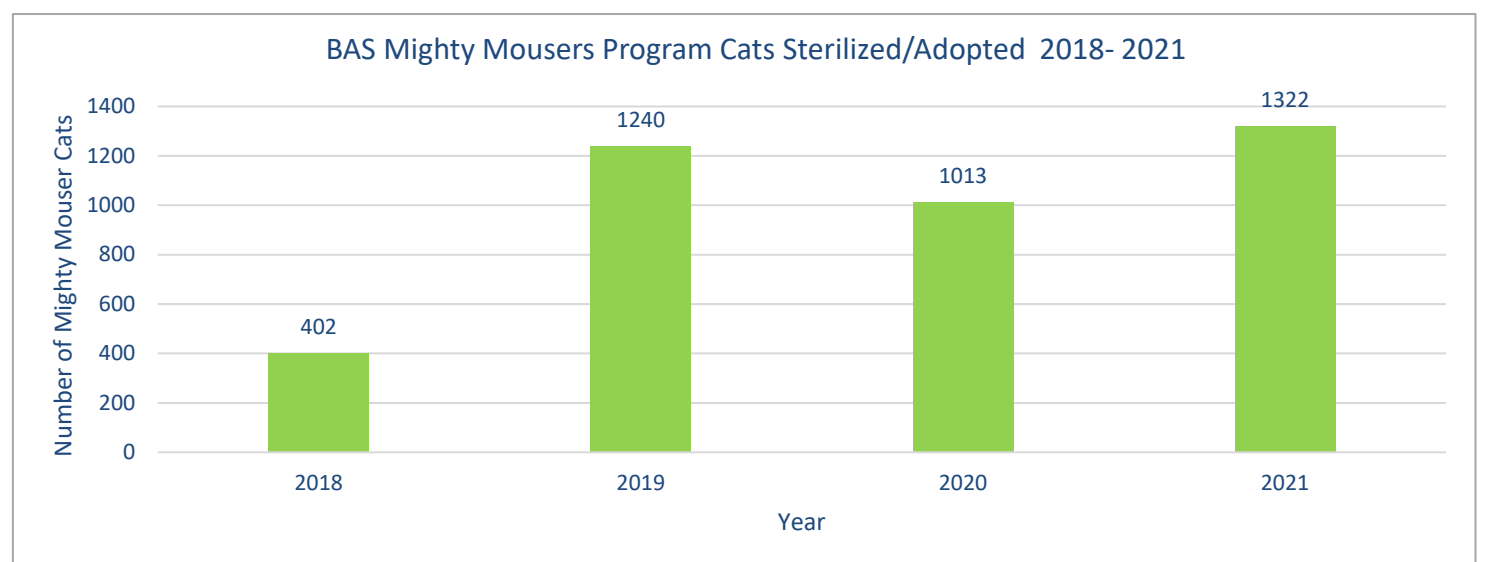
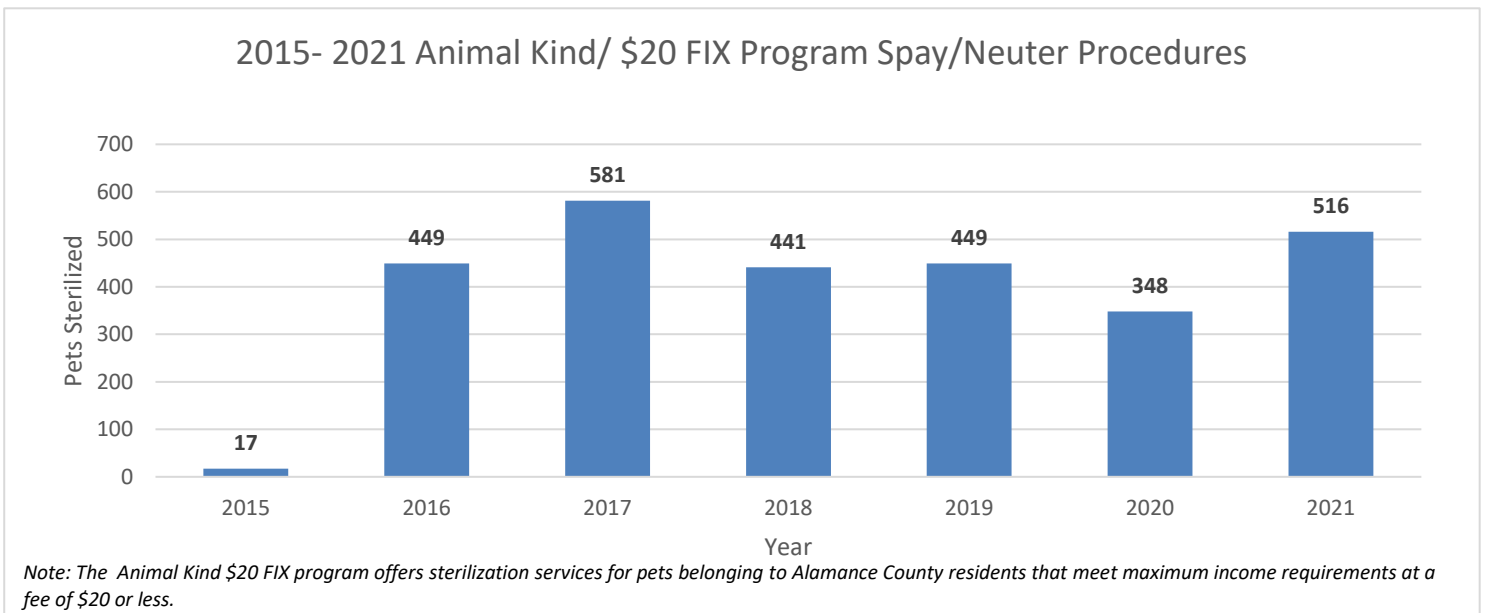
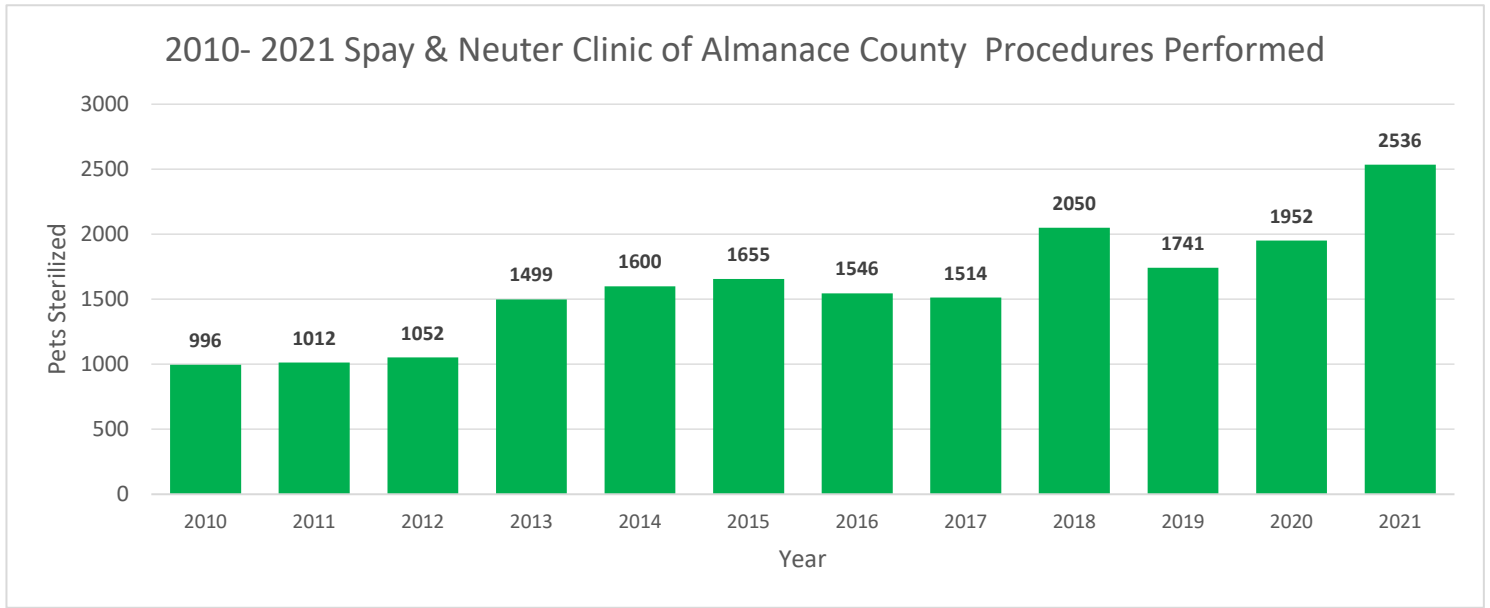
### Activity Comparison Statistics



# Burlington Animal Services

## 2021 Statistical Report

### Community Spay/ Neuter



# Burlington Animal Services

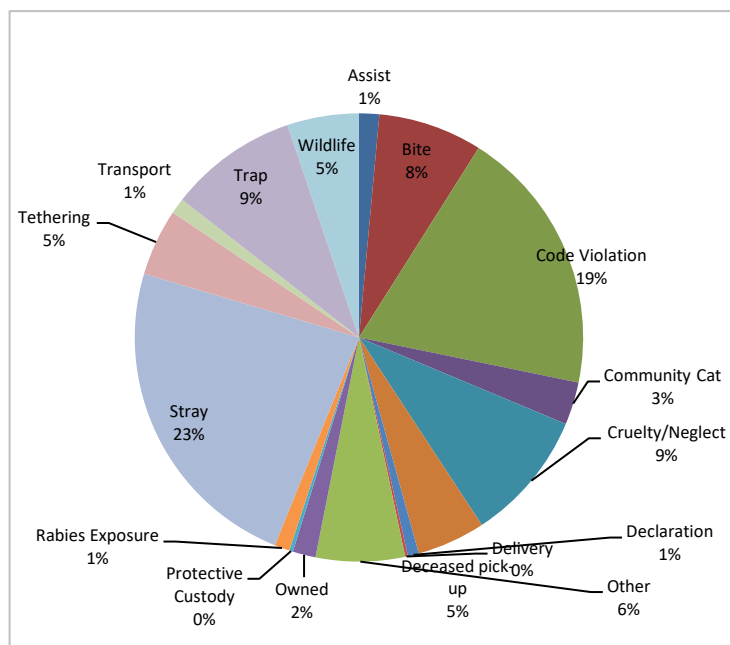
## 2021 Statistical Report

### Field Services

activities related to assisting other agencies such as police or fire, and providing assistance to the public for animal related matters in the field	Assist	44
field activities involving animal bites	Bite	227
field activities related to complaints of code violations involving barking, nuisance, abandoned pets, fowl, over the limit of number of dogs etc	Code Violation	582
activities related to the Mighty Mousers Program; counseling, transport assistance; nuisance deterrent education/ deployment	Community Cat	93
field activities involving complaints/ investigations of cruelty and/or neglect	Cruelty/Neglect	286
pick-up and removal of deceased animals	Deceased pick-up	149
field activities involving § 67-4 and § 130A-200- dangerous and vicious dogs	Declaration	24
delivery of supplies, food for fosters and community members in need (owners of stray pets, owners needing emergency assistance)	Delivery	6
field activities not included in the other categories such as court, special events etc	Other	194
activities related to field pick up of surrendered animals; notice for recovery of owned animal at shelter	Owned	50
field activities involving temporary custody of owned animals	Protective Custody	8
field activities involving potential rabies exposure to human or domestic animal	Rabies Exposure	33
field calls related to domestic animals at large	Stray	709
activities involving complaints related to tethering ordinance	Tethering	146
transport of animals from fosters to adopters or agency to agency transports	Transport	34
field activities related to trapping domestic animals	Trap	281
activities related to wildlife	Wildlife	156
	<b>Total</b>	<b>3022</b>

Average Field Service Responses per day:

8.3



2015- 2021 Annual Field Service Responses- City of Burlington

