

Burlington Animal Services

Statistical Report- December 2021

Animal Intakes

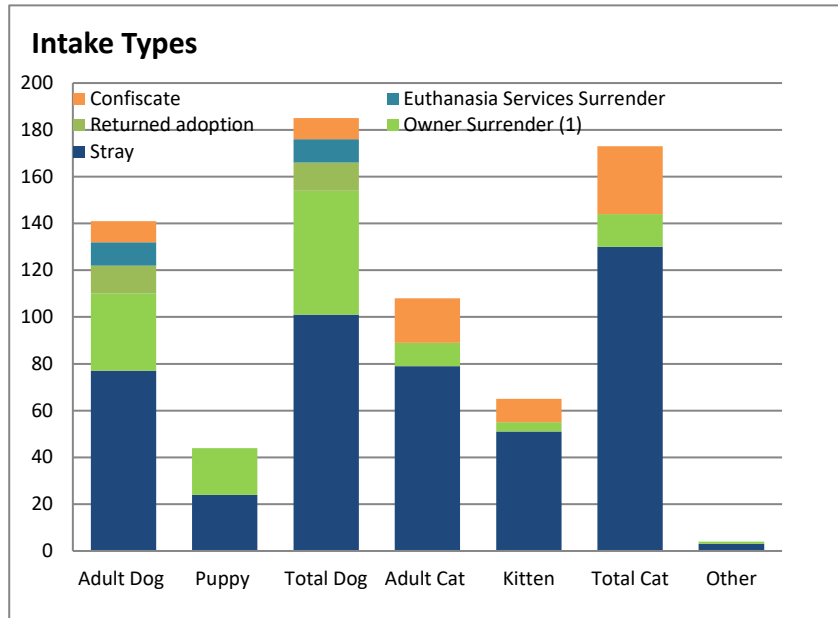
Intake Types

	<u>Adult</u>		<u>Total</u>	<u>Adult</u>		<u>Total</u>	<u>Other</u>	<u>Total</u>
	<u>Doq</u>	<u>Puppy</u>	<u>Doq</u>	<u>Cat</u>	<u>Kitten</u>	<u>Cat</u>		
Stray	77	24	101	79	51	130	3	234
Owner Surrender ⁽¹⁾	33	20	53	10	4	14	1	68
Returned adoption	12	0	12	0	0	0	0	12
Euthanasia Services Surrender	10	0	10	0	0	0	0	10
Confiscate	9	0	9	19	10	29	0	38
Total	141	44	185	108	65	173	4	362

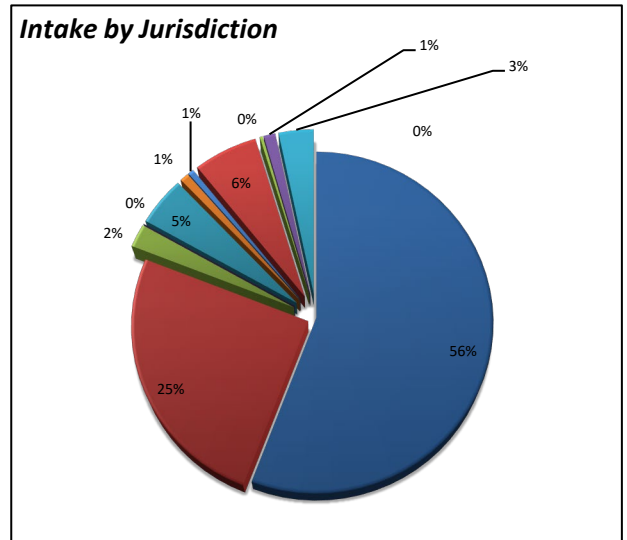
⁽¹⁾ Partner Agency Transfer= 6 dogs

Intake Jurisdiction

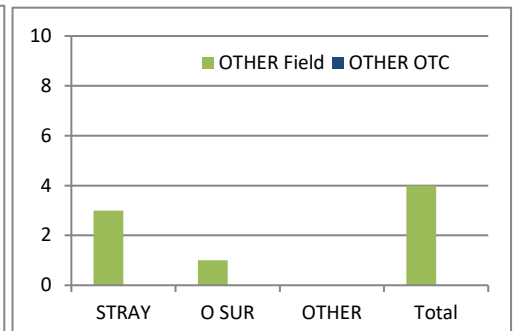
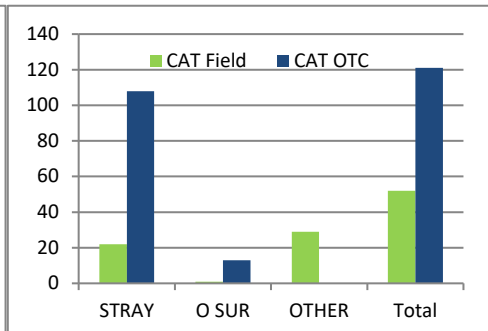
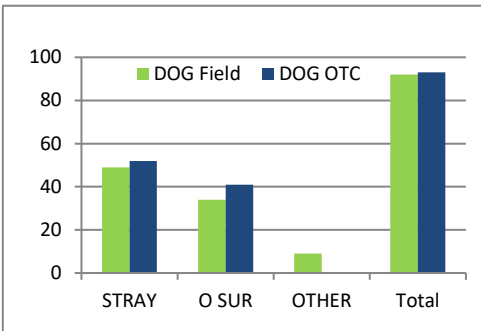
<u>Jurisdiction</u>	<u>Total</u>	<u>%</u>
ALAMANCE COUNTY	202	56%
BURLINGTON	91	25%
ELON	8	2%
GIBSONVILLE	0	0%
GRAHAM	17	5%
GREEN LEVEL	3	1%
HAW RIVER	2	1%
MEBANE	22	6%
OSSIPEE	1	0%
SWEPSONVILLE	4	1%
OUT OF COUNTY	12	3%
VILLAGE OF ALAMANCE	0	0%
Total	362	100%



Intake by Jurisdiction



	<u>Field</u>	<u>STRAY</u>	<u>O SUR</u>	<u>OTHER</u>	<u>Total</u>
		CAT	22	1	29
	<u>OTC</u>	108	13	0	121
DOG	<u>Field</u>	49	34	9	92
	<u>OTC</u>	52	41	0	93
OTHER	<u>Field</u>	3	1	0	4
	<u>OTC</u>	0	0	0	0
Total		234	90	38	362



Burlington Animal Services

Statistical Report- December 2021

Animal Outcomes

	<u>Adult</u>		<u>Total</u>	<u>Adult</u>			<u>Total</u>		<u>%</u>
	<u>Dog</u>	<u>Puppy</u>	<u>Dog</u>	<u>Cat</u>	<u>Kitten</u>	<u>Cat</u>	<u>Other</u>		
Total Live Release⁽¹⁾	137	39	176	114	162	276	3	455	94%

⁽¹⁾ Calculated as follows: total positive outcomes/total outcomes

Total Outcomes

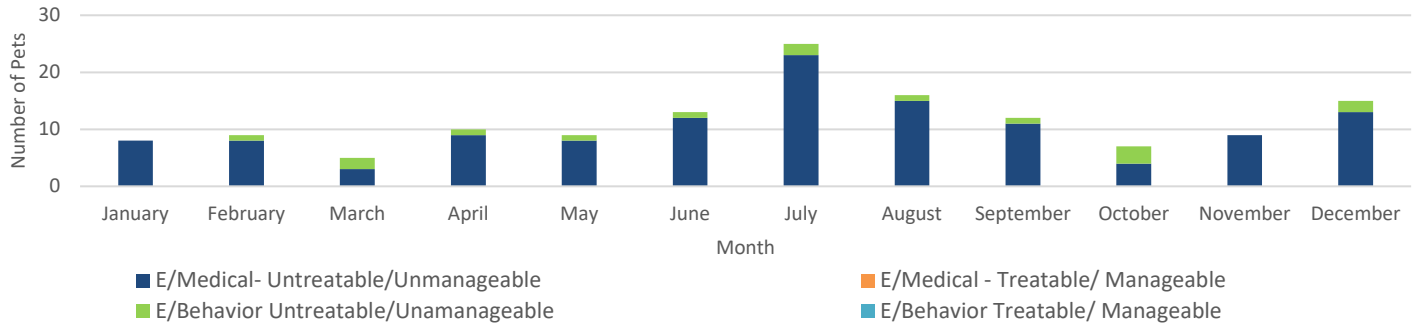
	<u>Adult</u>		<u>Total</u>	<u>Adult</u>			<u>Total</u>		<u>% of total</u>
	<u>Dog</u>	<u>Puppy</u>	<u>Dog</u>	<u>Cat</u>	<u>Kitten</u>	<u>Cat</u>	<u>Other</u>		
Return to Home	37	0	37	6	0	6	1	44	9%
Adoption ⁽²⁾	90	19	109	102	157	259	2	370	76%
Rescue Transfer	10	20	30	6	5	11	0	41	8%
Shelter Euthanasia	4	0	4	5	0	5	1	10	2.1%
Euthanasia Services Surrender	15	0	15	2	0	2	0	17	4%
Died	0	0	0	2	1	3	0	3	0.6%
Total	156	39	195	123	163	286	4	485	100%

⁽²⁾ Mighty Mouser Program Adoptions totaled 78 cats and kittens

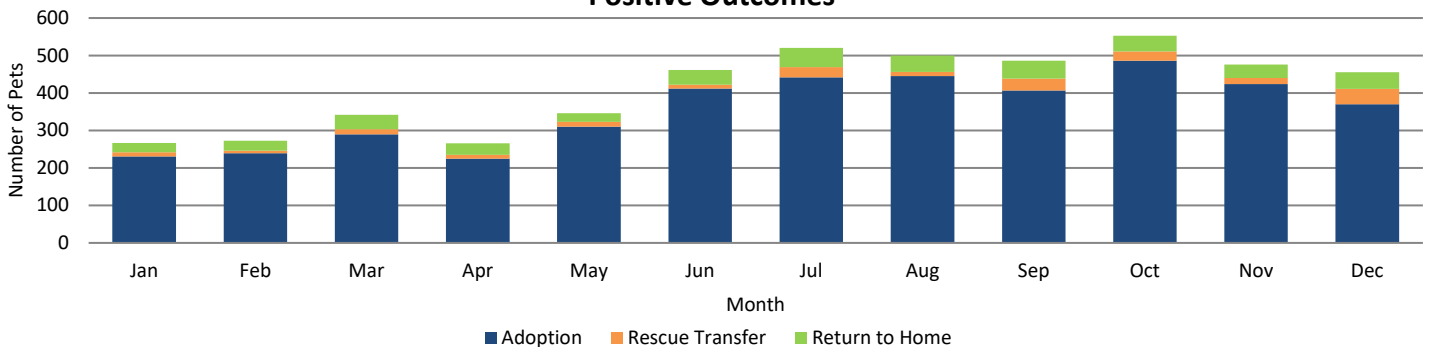
Shelter Euthanasia Reasons

	<u>Adult</u>		<u>Total</u>	<u>Adult</u>			<u>Total</u>		<u>%Euth</u>
	<u>Dog</u>	<u>Puppy</u>	<u>Dog</u>	<u>Cat</u>	<u>Kitten</u>	<u>Cat</u>	<u>Other</u>		
Behavior	2	0	2	0	0	0	0	2	13%
Medical	2	0	2	5	0	5	6	13	87%
Total	4	0	4	5	0	5	6	15	100%

Shelter Euthanasia Reasons



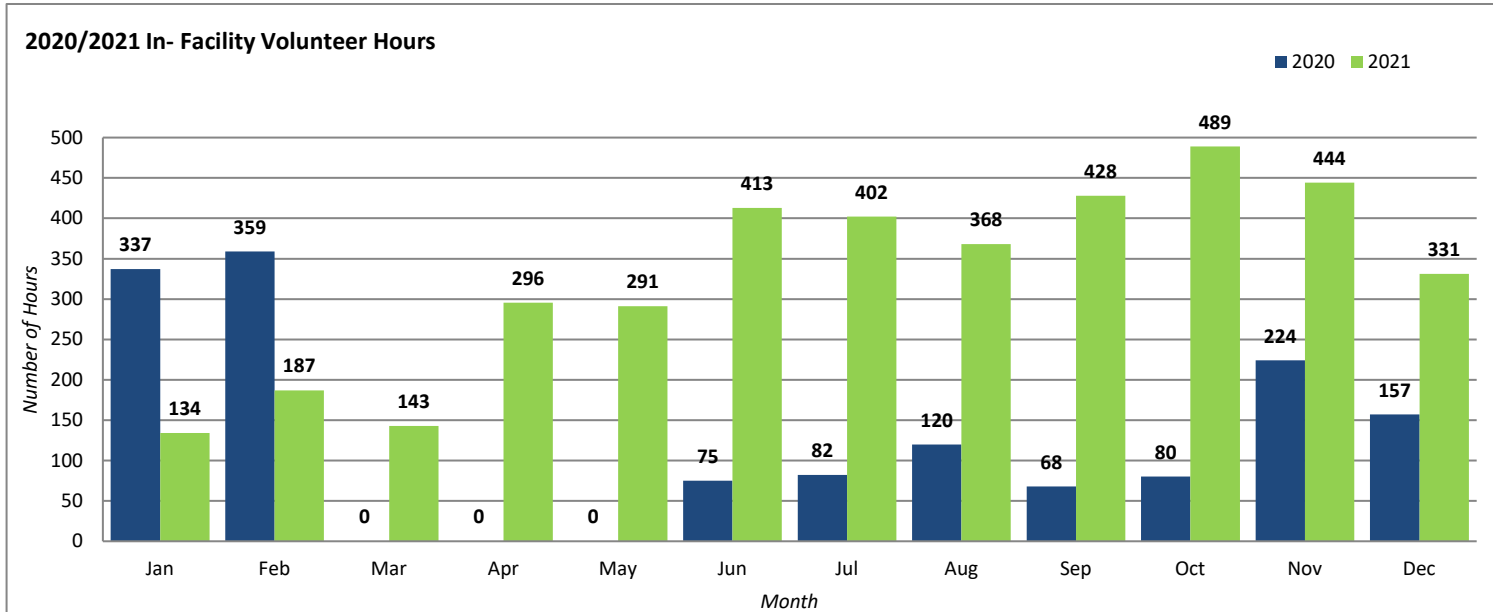
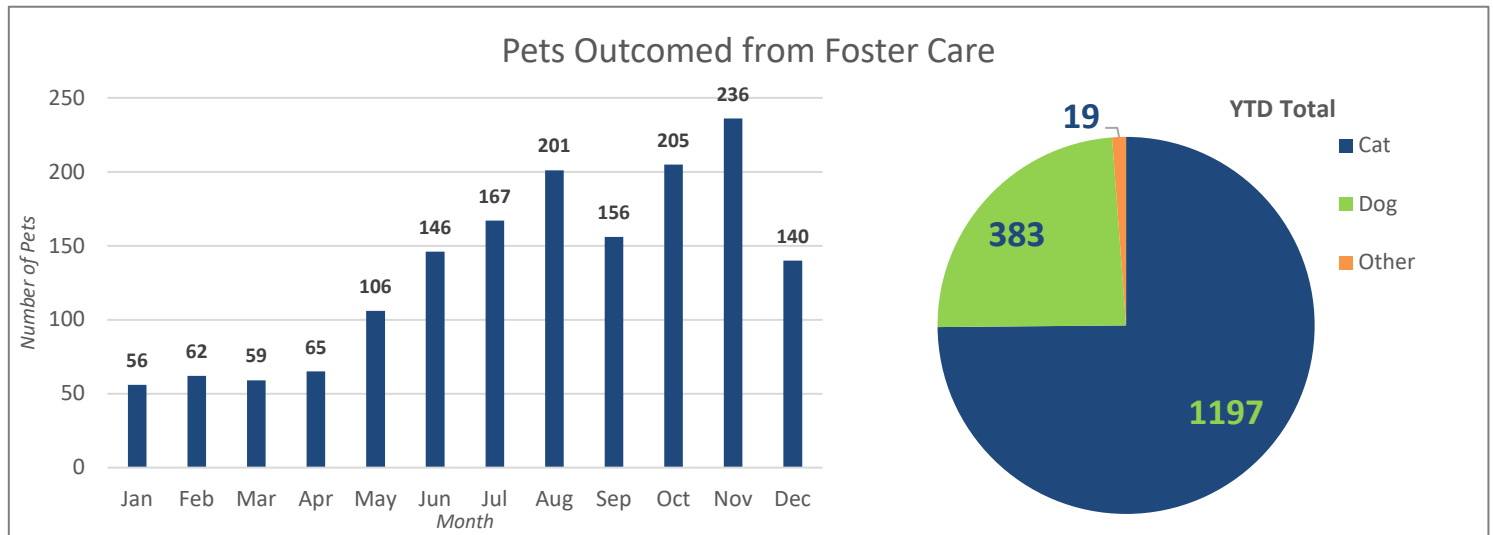
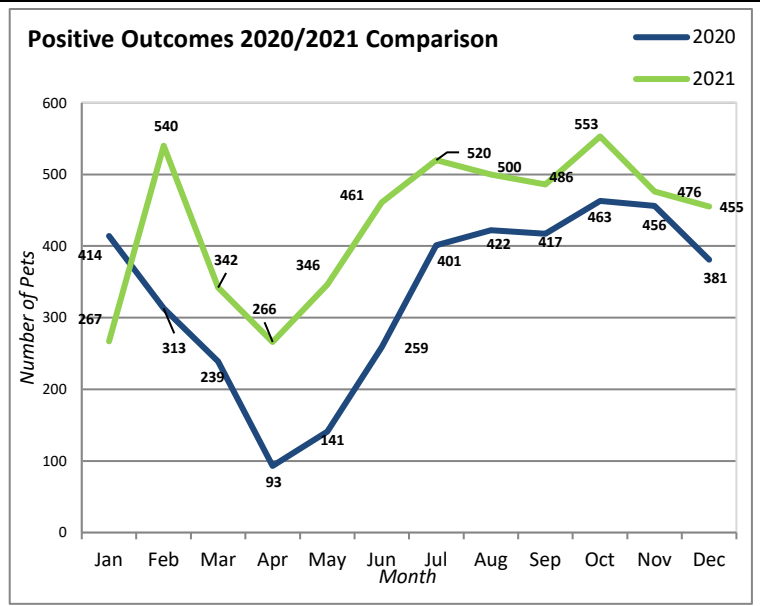
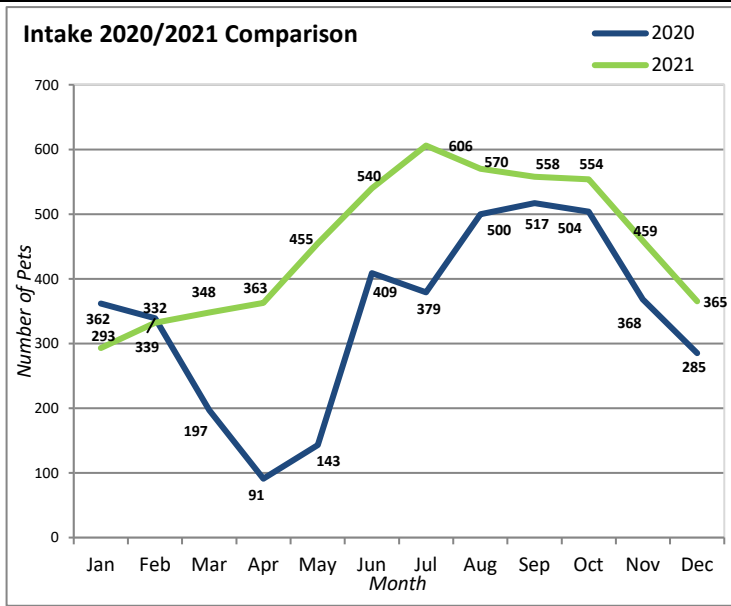
Positive Outcomes



Burlington Animal Services

Statistical Report- December 2021

Activity Comparison Statistics



Burlington Animal Services

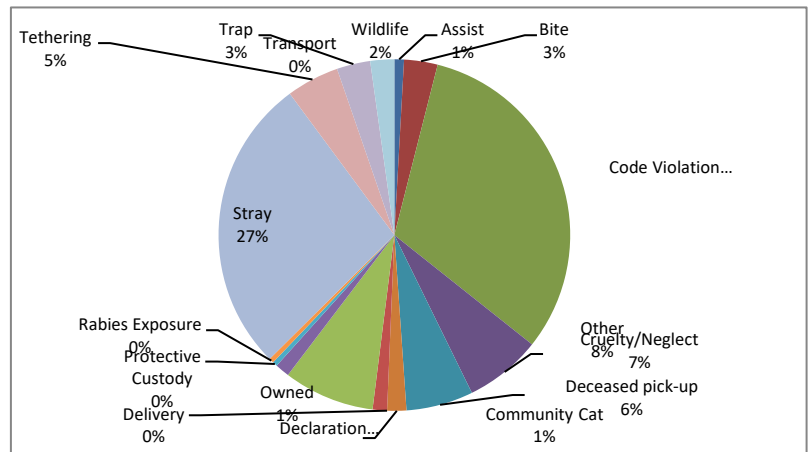
Statistical Report- December 2021

Field Services

activities related to assisting other agencies such as police or fire, and providing assistance to the public for animal related matters in the field	Assist	2
field activities involving animal bites	Bite	7
field activities related to complaints of code violations involving barking, nuisance, abandoned pets, fowl, over the limit of number of dogs etc	Code Violation	72
field activities involving complaints/ investigations of cruelty and/or neglect	Cruelty/Neglect	16
pick-up and removal of deceased animals	Deceased pick-up	14
field activities involving § 67-4 and § 130A-200- dangerous and vicious dogs	Declaration	4
Delivery of supplies/food for fosters and community members in need (finders of stray pets; owners needing emergency assistance)	Delivery	0
activities related to the Mighty Mousers Program; counseling, transport assistance; nuisance deterrent education/ deployment	Community Cat	3
field activities not included in the other categories such as court, special events etc	Other	19
activities related to field pick up of surrendered animals; notice for recovery of owned animal at shelter	Owned	3
field activities involving temporary custody of owned animals	Protective Custody	1
field activities involving potential rabies exposure to human or domestic animal	Rabies Exposure	1
field calls related to domestic animals at large	Stray	62
activities involving complaints related to tethering ordinance	Tethering	11
transport of animals from fosters to adopters or agency to agency transports	Transport	0
field activities related to trapping domestic animals	Trap	7
activities related to wildlife	Wildlife	5

Total 227

Call Response- Visits in Community per day: 7.3



Monthly Field Services Responses 2020/ 2021

