

# Burlington Animal Services

## Statistical Report- November 2021

### Animal Intakes

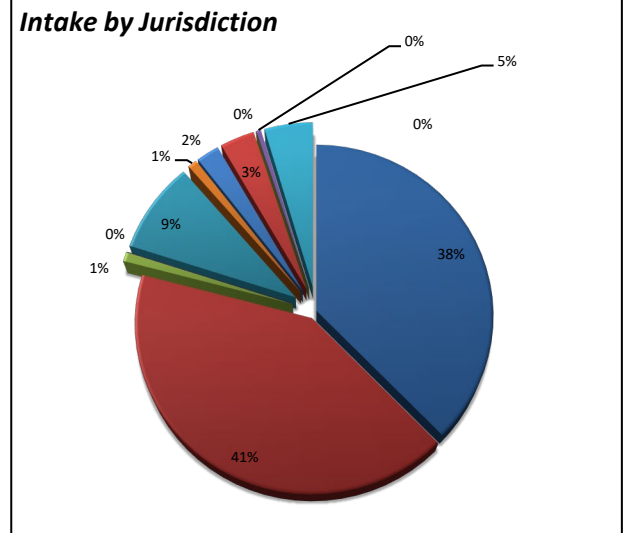
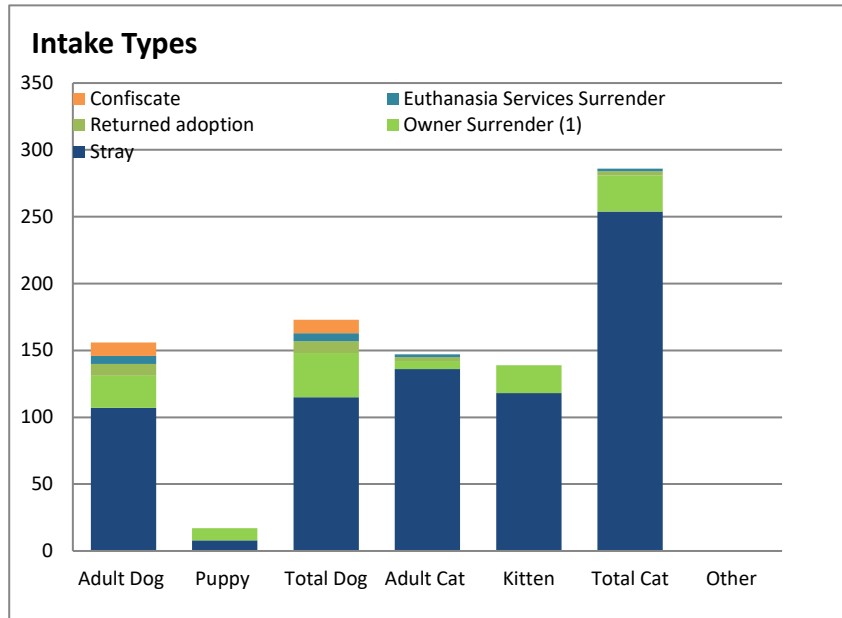
#### Intake Types

	<u>Adult</u>		<u>Total</u>		<u>Adult</u>		<u>Total</u>		<u>Total</u>
	<u>Doq</u>	<u>Puppy</u>	<u>Doq</u>	<u>Cat</u>	<u>Kitten</u>	<u>Cat</u>	<u>Other</u>		
Stray	107	8	115	136	118	254	0	369	
Owner Surrender <sup>(1)</sup>	24	9	33	6	21	27	0	60	
Returned adoption	9	0	9	3	0	3	0	12	
Euthanasia Services Surrender	6	0	6	2	0	2	0	8	
Confiscate	10	0	10	0	0	0	0	10	
<b>Total</b>	<b>156</b>	<b>17</b>	<b>173</b>	<b>147</b>	<b>139</b>	<b>286</b>	<b>0</b>	<b>459</b>	


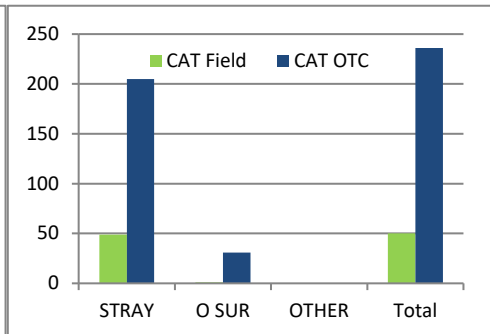
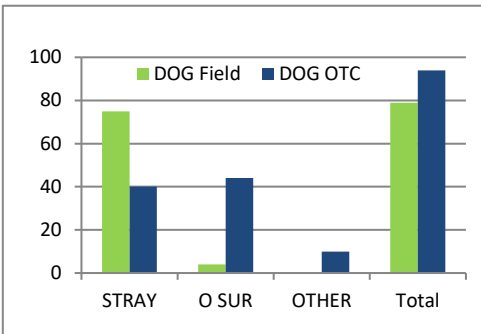
<sup>(1)</sup> Partner Agency Transfer= 2 dogs

#### Intake Jurisdiction

<u>Jurisdiction</u>	<u>Total</u>	<u>%</u>
ALAMANCE COUNTY	173	38%
BURLINGTON	190	41%
ELON	4	1%
GIBSONVILLE	0	0%
GRAHAM	40	9%
GREEN LEVEL	4	1%
HAW RIVER	10	2%
MEBANE	15	3%
OSSIPEE	0	0%
SWEPSONVILLE	2	0%
OUT OF COUNTY	21	5%
VILLAGE OF ALAMANCE	0	0%
<b>Total</b>	<b>459</b>	<b>100%</b>



		<b>STRAY</b>	<b>O SUR</b>	<b>OTHER</b>	<b>Total</b>
CAT	Field	49	1	0	50
	OTC	205	31	0	236
DOG	Field	75	4	0	79
	OTC	40	44	10	94
OTHER	Field	0	0	0	0
	OTC	0	0	0	0
<b>Total</b>		<b>369</b>	<b>80</b>	<b>10</b>	<b>459</b>



# Burlington Animal Services

## Statistical Report- November 2021

### Animal Outcomes

	<u>Adult</u>		<u>Total</u>	<u>Adult</u>			<u>Total</u>		<u>%</u>
	<u>Dog</u>	<u>Puppy</u>	<u>Dog</u>	<u>Cat</u>	<u>Kitten</u>	<u>Cat</u>	<u>Other</u>		
<b>Total Live Release<sup>(1)</sup></b>	126	16	142	159	175	334	0	<b>476</b>	<b>95%</b>

<sup>(1)</sup> Calculated as follows: total positive outcomes/total outcomes

#### Total Outcomes

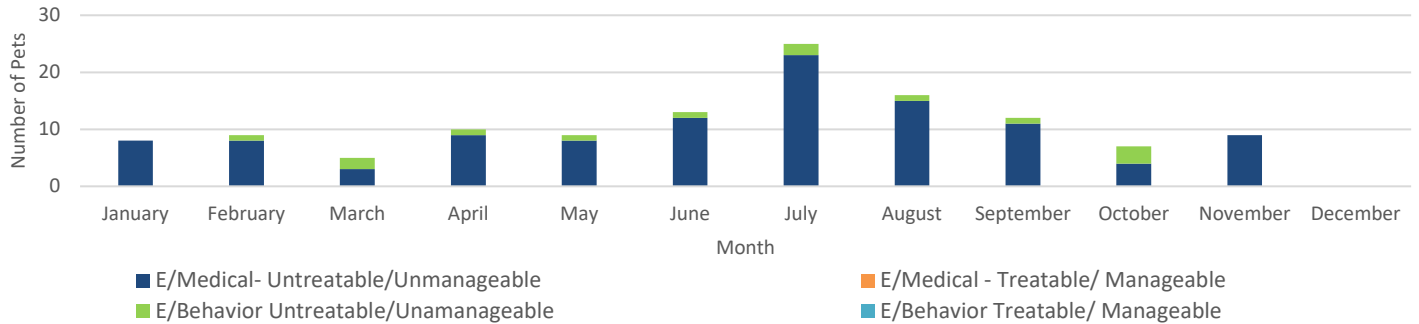
	<u>Adult</u>		<u>Total</u>	<u>Adult</u>			<u>Total</u>		<u>% of total</u>
	<u>Dog</u>	<u>Puppy</u>	<u>Dog</u>	<u>Cat</u>	<u>Kitten</u>	<u>Cat</u>	<u>Other</u>		
Return to Home	33	0	33	3	0	3	0	36	7%
Adoption <sup>(2)</sup>	87	11	98	153	173	326	0	424	85%
Rescue Transfer	6	5	11	3	2	5	0	16	3%
Shelter Euthanasia	1	0	1	3	5	8	0	9	1.8%
Euthanasia Services Surrender	7	0	7	2	0	2	0	9	2%
Died	2	0	2	0	3	3	0	5	1.0%
<b>Total</b>	<b>136</b>	<b>16</b>	<b>152</b>	<b>164</b>	<b>183</b>	<b>347</b>	<b>0</b>	<b>499</b>	<b>100%</b>

<sup>(2)</sup> Mighty Mouser Program Adoptions totaled 114 cats and kittens

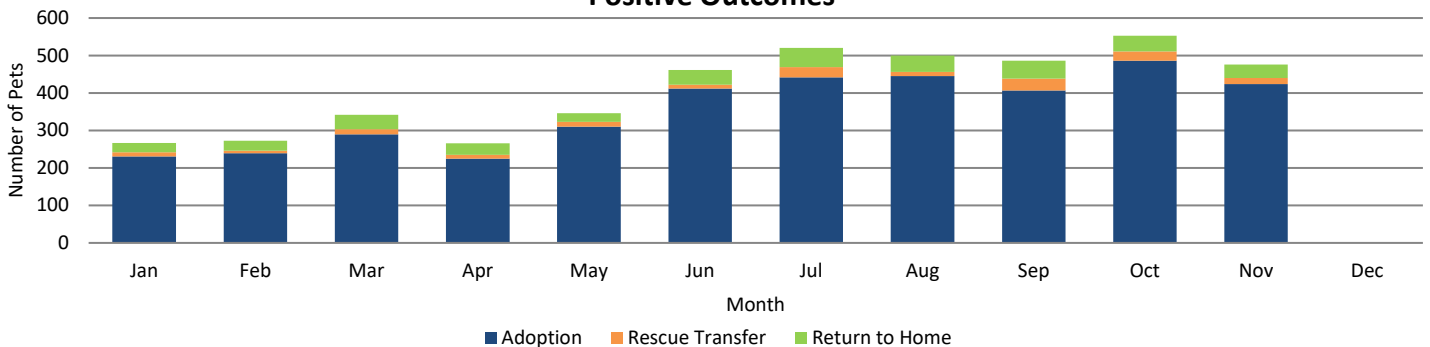
#### Shelter Euthanasia Reasons

	<u>Adult</u>		<u>Total</u>	<u>Adult</u>			<u>Total</u>		<u>%Euth</u>
	<u>Dog</u>	<u>Puppy</u>	<u>Dog</u>	<u>Cat</u>	<u>Kitten</u>	<u>Cat</u>	<u>Other</u>		
Behavior	0	0	0	0	0	0	0	0	0%
Medical	1	0	1	3	5	8	0	9	100%
<b>Total</b>	<b>1</b>	<b>0</b>	<b>1</b>	<b>3</b>	<b>5</b>	<b>8</b>	<b>0</b>	<b>9</b>	<b>100%</b>

#### Shelter Euthanasia Reasons



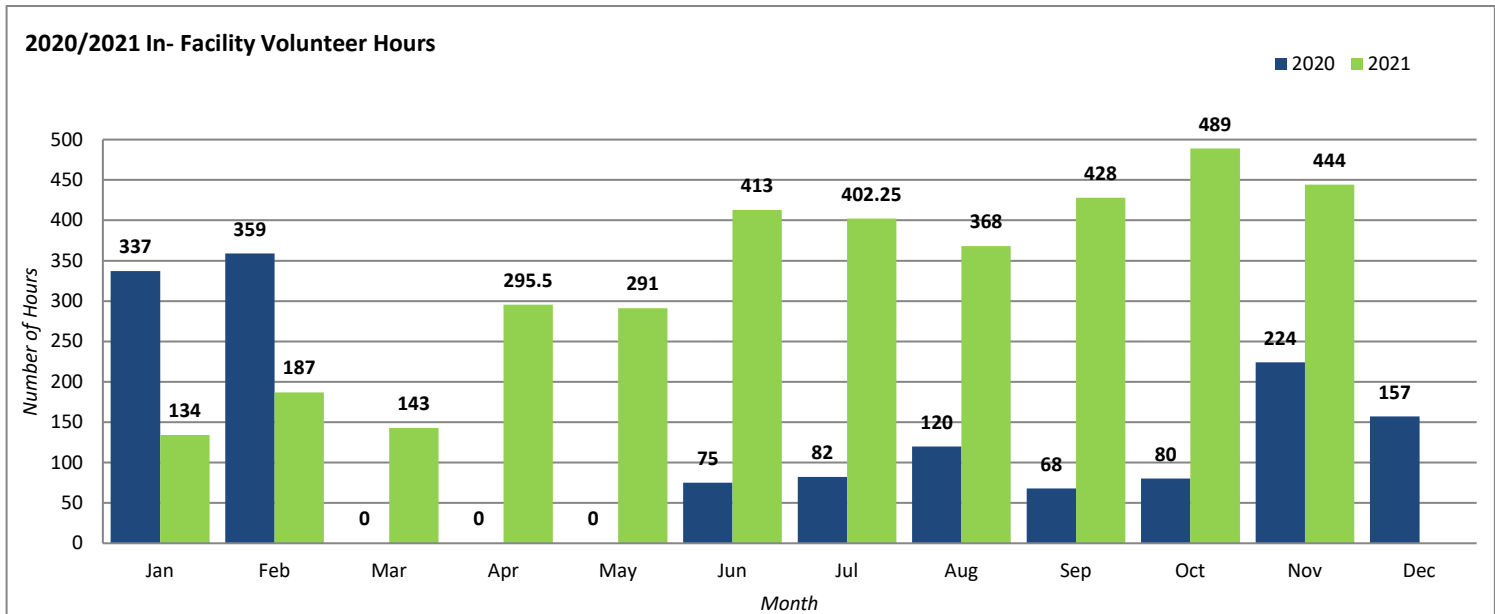
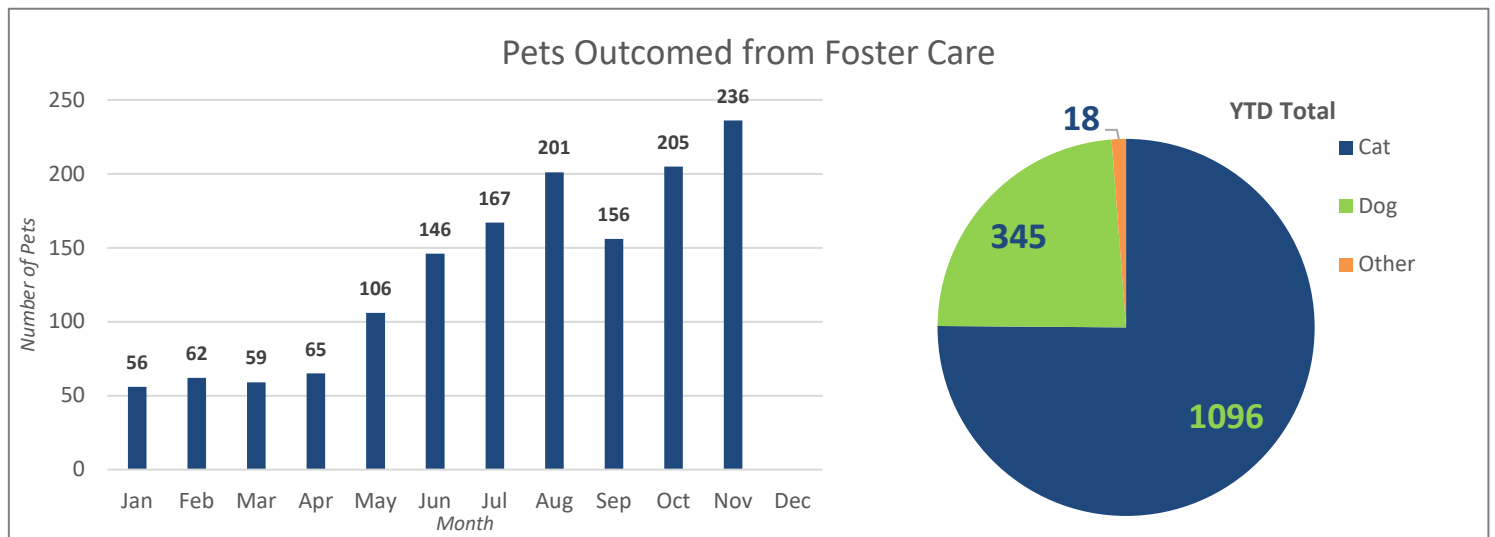
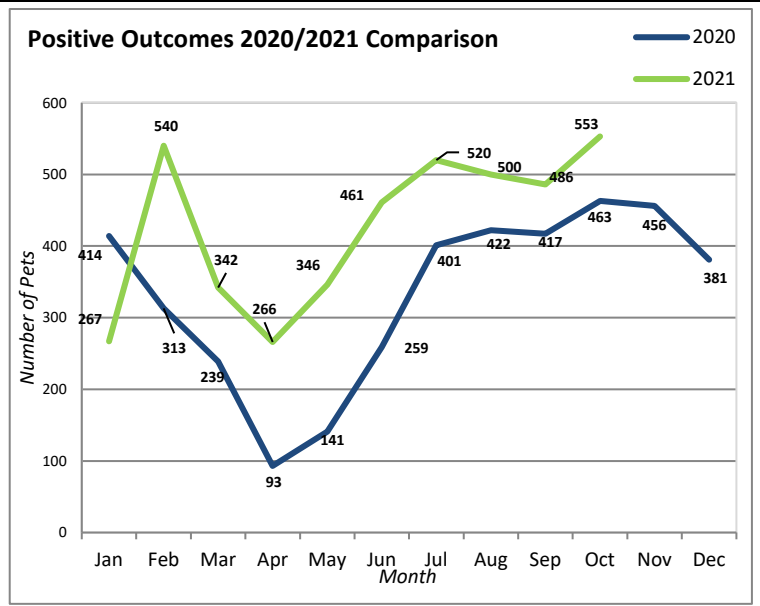
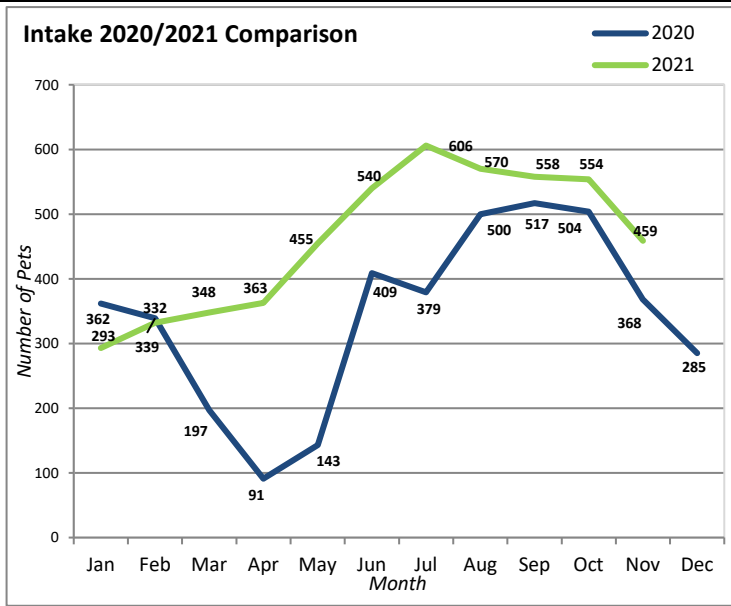
#### Positive Outcomes



# Burlington Animal Services

## Statistical Report- November 2021

### Activity Comparison Statistics



# Burlington Animal Services

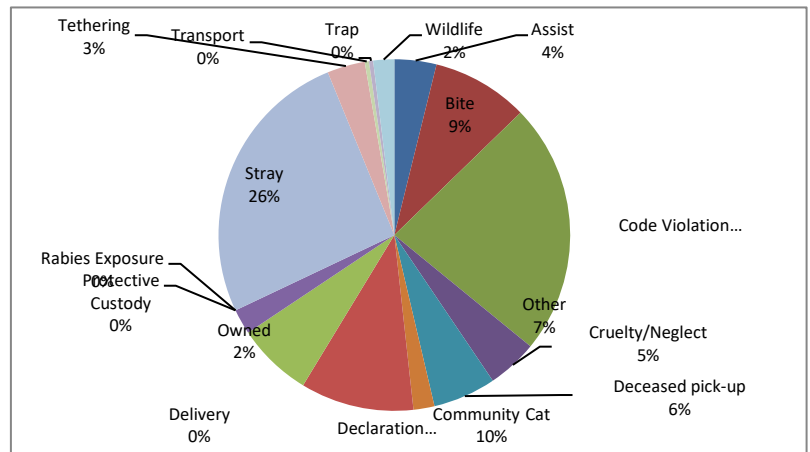
## Statistical Report- November 2021

### Field Services

activities related to assisting other agencies such as police or fire, and providing assistance to the public for animal related matters in the field	<b>Assist</b>	<b>10</b>
field activities involving animal bites	<b>Bite</b>	<b>23</b>
field activities related to complaints of code violations involving barking, nuisance, abandoned pets, fowl, over the limit of number of dogs etc	<b>Code Violation</b>	<b>60</b>
field activities involving complaints/ investigations of cruelty and/or neglect	<b>Cruelty/Neglect</b>	<b>12</b>
pick-up and removal of deceased animals	<b>Deceased pick-up</b>	<b>15</b>
field activities involving § 67-4 and § 130A-200- dangerous and vicious dogs	<b>Declaration</b>	<b>5</b>
Delivery of supplies/food for fosters and community members in need (finders of stray pets; owners needing emergency assistance)	<b>Delivery</b>	<b>0</b>
activities related to the Mighty Mousers Program; counseling, transport assistance; nuisance deterrent education/ deployment	<b>Community Cat</b>	<b>27</b>
field activities not included in the other categories such as court, special events etc	<b>Other</b>	<b>18</b>
activities related to field pick up of surrendered animals; notice for recovery of owned animal at shelter	<b>Owned</b>	<b>6</b>
field activities involving temporary custody of owned animals	<b>Protective Custody</b>	<b>0</b>
field activities involving potential rabies exposure to human or domestic animal	<b>Rabies Exposure</b>	<b>0</b>
field calls related to domestic animals at large	<b>Stray</b>	<b>67</b>
activities involving complaints related to tethering ordinance	<b>Tethering</b>	<b>9</b>
transport of animals from fosters to adopters or agency to agency transports	<b>Transport</b>	<b>1</b>
field activities related to trapping domestic animals	<b>Trap</b>	<b>1</b>
activities related to wildlife	<b>Wildlife</b>	<b>5</b>

**Total 259**

**Call Response- Visits in Community per day: 8.6**



### Monthly Field Services Responses 2020/ 2021

