

Burlington Animal Services

Statistical Report- October 2021

Animal Intakes

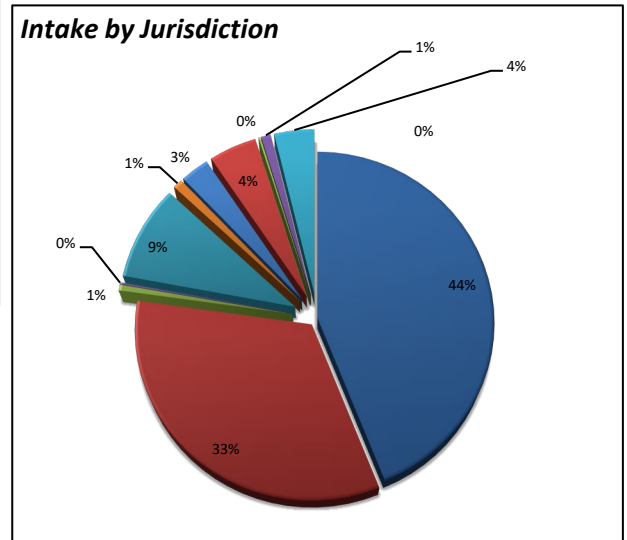
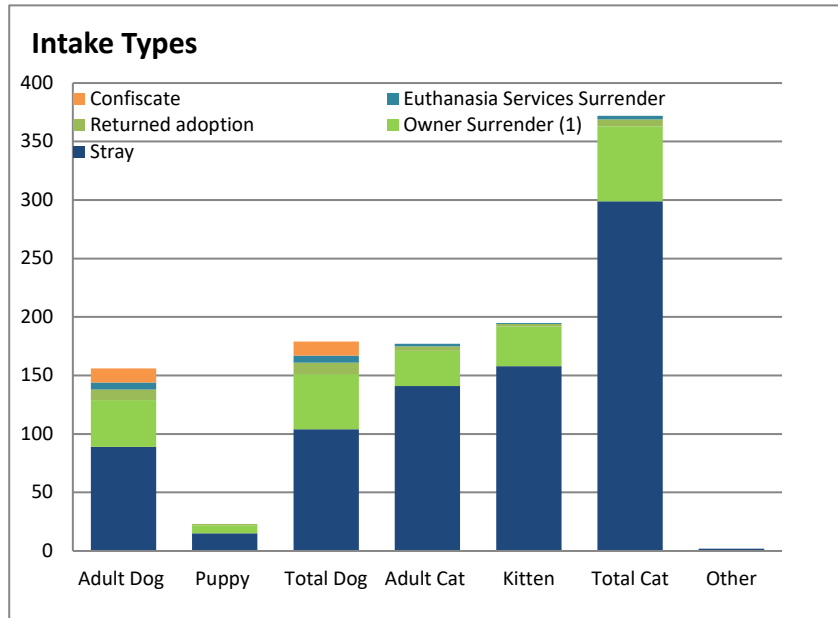
Intake Types

	<u>Adult</u>		<u>Total</u>	<u>Adult</u>		<u>Total</u>	<u>Other</u>	<u>Total</u>
	<u>Doq</u>	<u>Puppy</u>	<u>Doq</u>	<u>Cat</u>	<u>Kitten</u>	<u>Cat</u>		
Stray	89	15	104	141	158	299	2	405
Owner Surrender ⁽¹⁾	40	7	47	30	34	64	0	111
Returned adoption	9	1	10	4	2	6	0	16
Euthanasia Services Surrender	6	0	6	2	1	3	0	9
Confiscate	12	0	12	0	0	0	0	12
Total	156	23	179	177	195	372	2	553

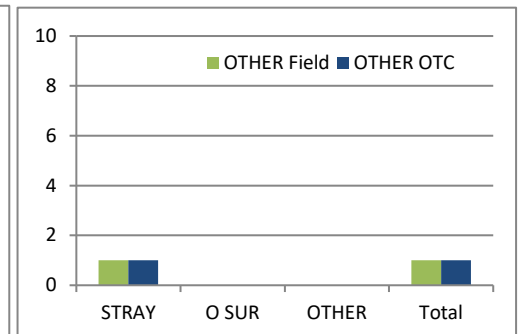
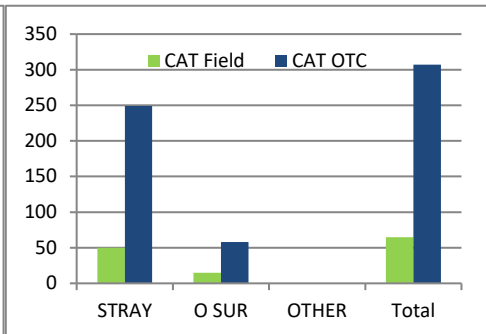
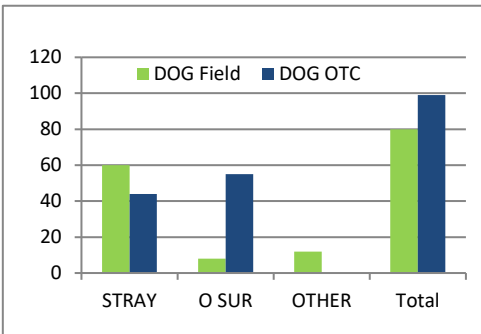
⁽¹⁾ Partner Agency Transfer= 2 dogs

Intake Jurisdiction

<u>Jurisdiction</u>	<u>Total</u>	<u>%</u>
ALAMANCE COUNTY	243	44%
BURLINGTON	184	33%
ELON	3	1%
GIBSONVILLE	1	0%
GRAHAM	50	9%
GREEN LEVEL	5	1%
HAW RIVER	15	3%
MEBANE	25	5%
OSSIPEE	1	0%
SWEPSONVILLE	5	1%
OUT OF COUNTY	21	4%
VILLAGE OF ALAMANCE	0	0%
Total	553	100%



	<u>Field</u>	<u>STRAY</u>	<u>O SUR</u>	<u>OTHER</u>	<u>Total</u>
		CAT	50	15	0
	<u>OTC</u>	249	58	0	307
DOG	<u>Field</u>	60	8	12	80
	<u>OTC</u>	44	55	0	99
OTHER	<u>Field</u>	1	0	0	1
	<u>OTC</u>	1	0	0	1
Total		405	136	12	553



Burlington Animal Services

Statistical Report- October 2021

Animal Outcomes

	<u>Adult</u>		<u>Total</u>	<u>Adult</u>			<u>Total</u>		<u>%</u>
	<u>Dog</u>	<u>Puppy</u>	<u>Dog</u>	<u>Cat</u>	<u>Kitten</u>	<u>Cat</u>	<u>Other</u>		
Total Live Release⁽¹⁾	133	29	162	185	196	381	8	551	95%

⁽¹⁾ Calculated as follows: total positive outcomes/total outcomes

Total Outcomes

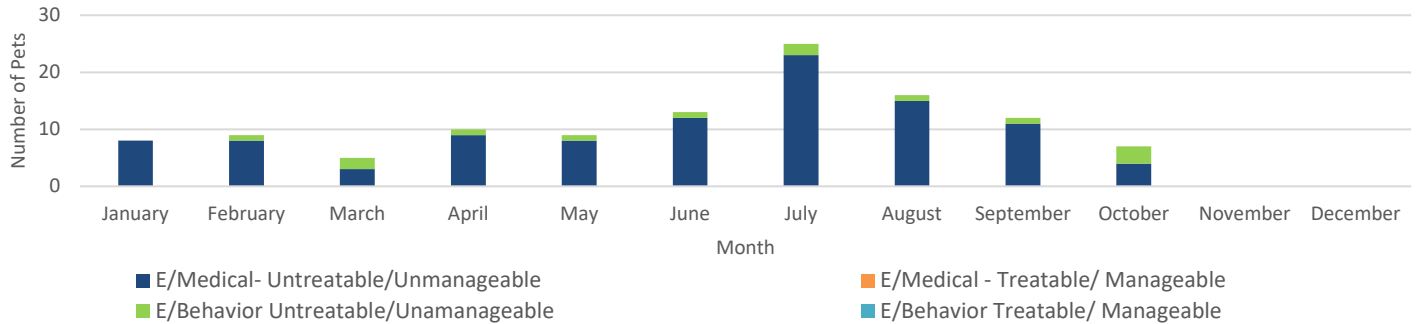
	<u>Adult</u>		<u>Total</u>	<u>Adult</u>			<u>Total</u>		<u>% of total</u>
	<u>Dog</u>	<u>Puppy</u>	<u>Dog</u>	<u>Cat</u>	<u>Kitten</u>	<u>Cat</u>	<u>Other</u>		
Return to Home	36	1	37	2	1	3	0	40	7%
Adoption ⁽²⁾	84	27	111	181	187	368	7	486	84%
Rescue Transfer	13	1	14	2	8	10	1	25	4%
Shelter Euthanasia	4	0	4	2	0	2	1	7	1.2%
Euthanasia Services Surrender	4	0	4	2	1	3	0	7	1%
Died	1	1	2	0	10	10	0	12	2.1%
Total	142	30	172	189	207	396	9	577	100%

⁽²⁾ Mighty Mouser Program Adoptions totaled 170 cats and kittens

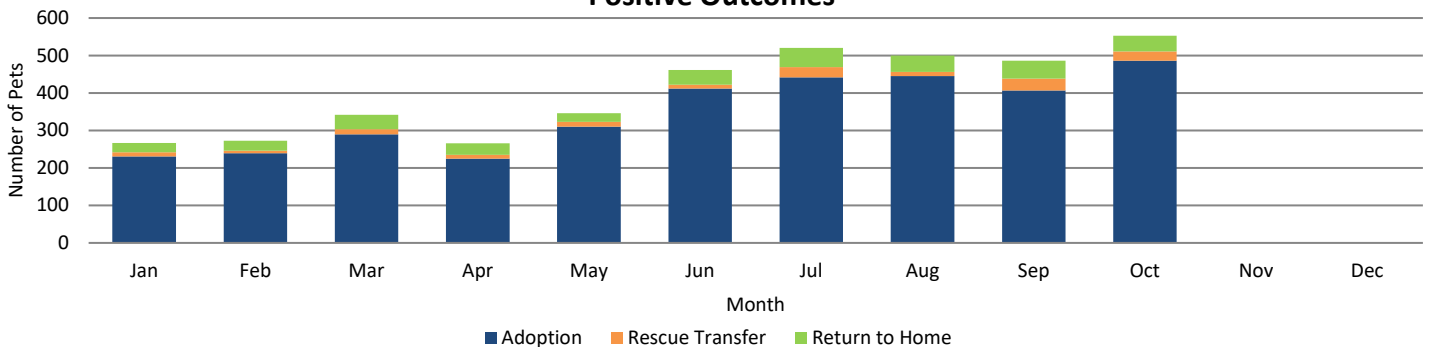
Shelter Euthanasia Reasons

	<u>Adult</u>		<u>Total</u>	<u>Adult</u>			<u>Total</u>		<u>%Euth</u>
	<u>Dog</u>	<u>Puppy</u>	<u>Dog</u>	<u>Cat</u>	<u>Kitten</u>	<u>Cat</u>	<u>Other</u>		
Behavior	3	0	3	0	0	0	0	3	43%
Medical	1	0	1	2	0	2	1	4	57%
Total	4	0	4	2	0	2	1	7	100%

Shelter Euthanasia Reasons



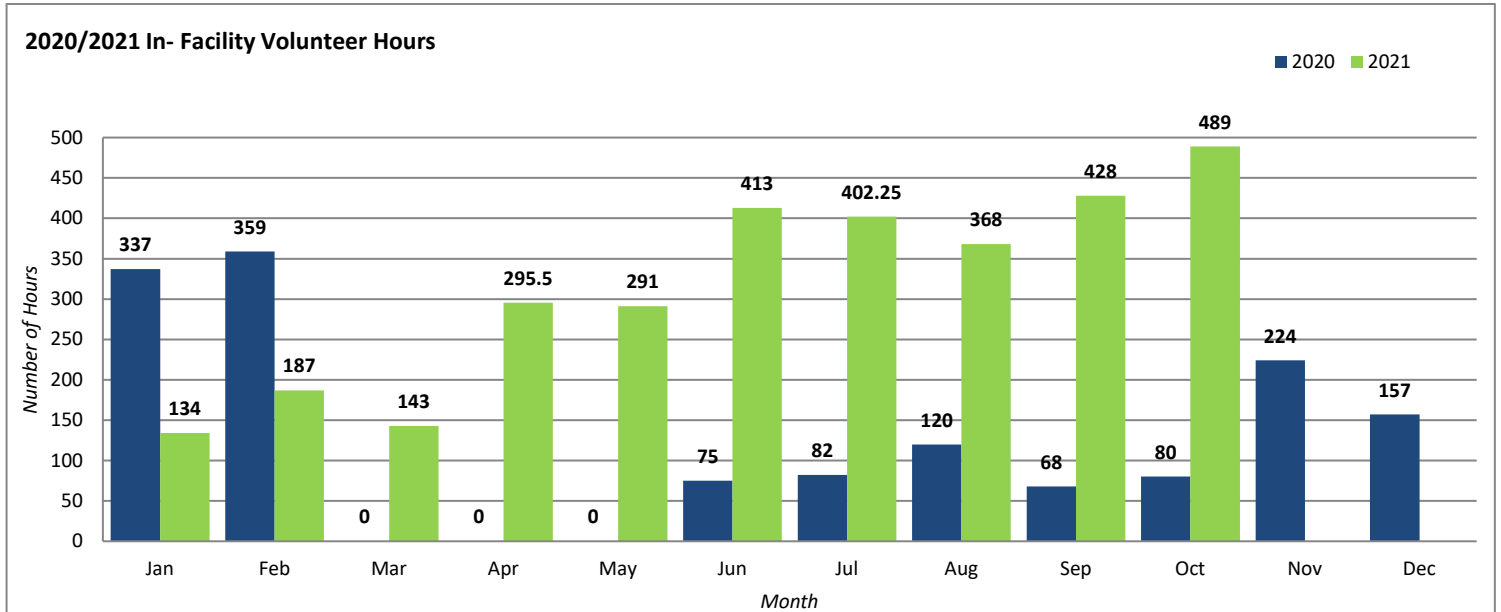
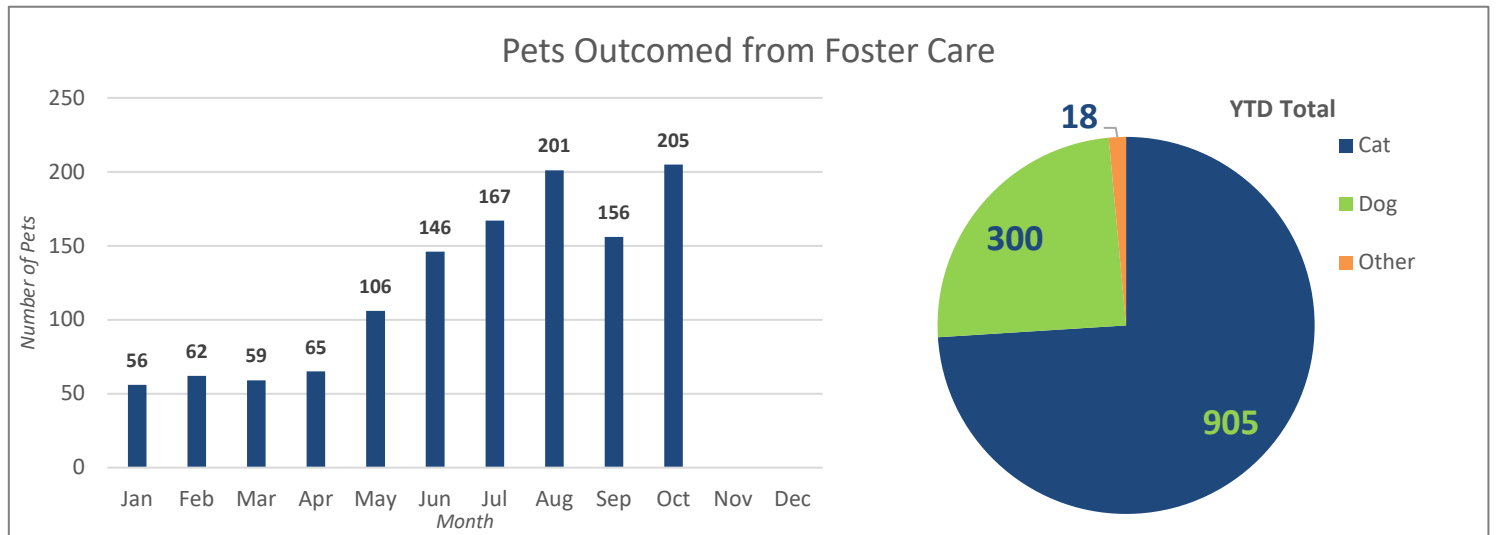
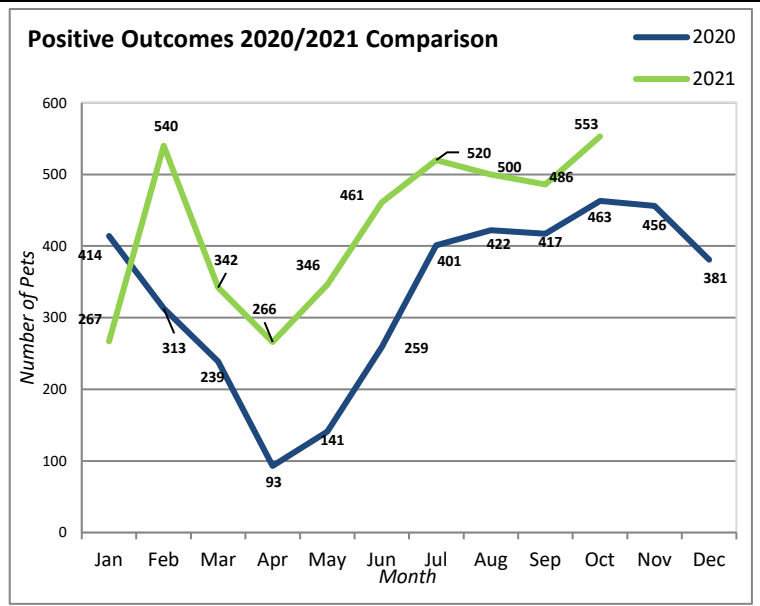
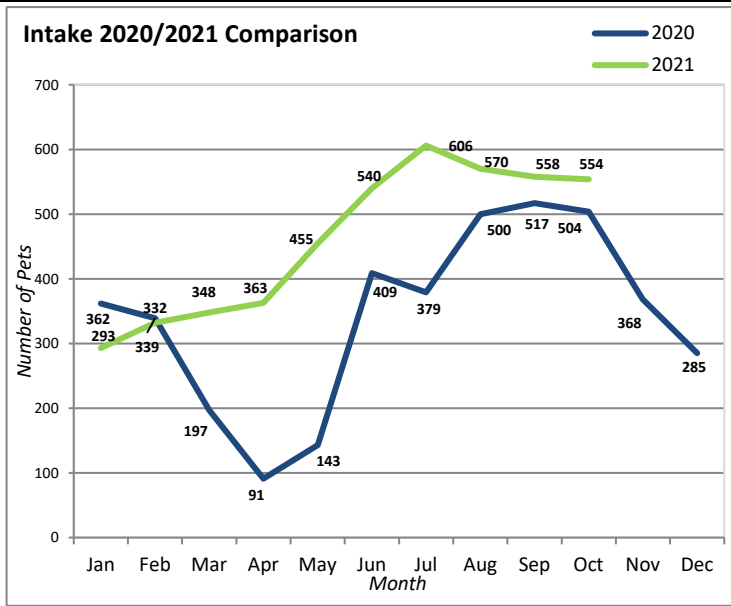
Positive Outcomes



Burlington Animal Services

Statistical Report- October 2021

Activity Comparison Statistics



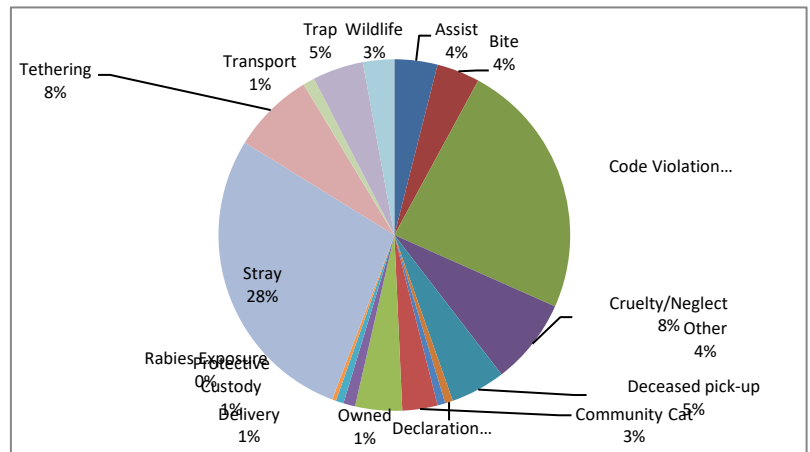
Burlington Animal Services

Statistical Report- October 2021

Field Services

activities related to assisting other agencies such as police or fire, and providing assistance to the public for animal related matters in the field	Assist	11
field activities involving animal bites	Bite	11
field activities related to complaints of code violations involving barking, nuisance, abandoned pets, fowl, over the limit of number of dogs etc	Code Violation	66
field activities involving complaints/ investigations of cruelty and/or neglect	Cruelty/Neglect	22
pick-up and removal of deceased animals	Deceased pick-up	14
field activities involving § 67-4 and § 130A-200- dangerous and vicious dogs	Declaration	2
Delivery of supplies/food for fosters and community members in need (finders of stray pets; owners needing emergency assistance)	Delivery	2
activities related to the Mighty Mousers Program; counseling, transport assistance; nuisance deterrent education/ deployment	Community Cat	9
field activities not included in the other categories such as court, special events etc	Other	12
activities related to field pick up of surrendered animals; notice for recovery of owned animal at shelter	Owned	3
field activities involving temporary custody of owned animals	Protective Custody	2
field activities involving potential rabies exposure to human or domestic animal	Rabies Exposure	1
field calls related to domestic animals at large	Stray	78
activities involving complaints related to tethering ordinance	Tethering	21
transport of animals from fosters to adopters or agency to agency transports	Transport	3
field activities related to trapping domestic animals	Trap	13
activities related to wildlife	Wildlife	8
	Total	278

Call Response- Visits in Community per day: **9.0**



Monthly Field Services Responses 2020/ 2021

