

Burlington Animal Services

Statistical Report- September 2021

Animal Intakes

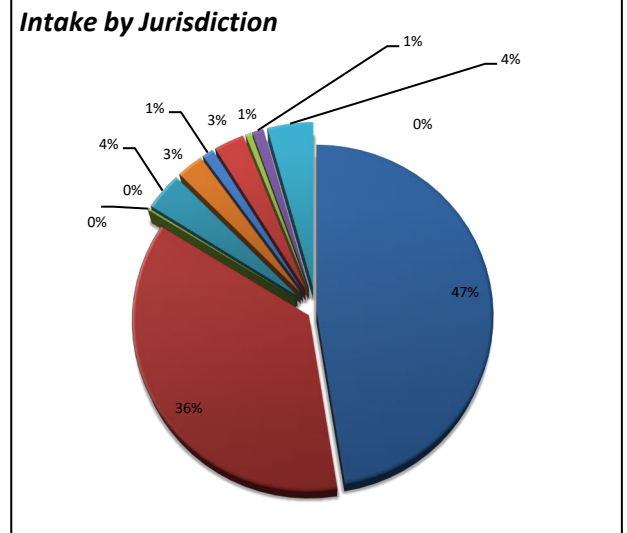
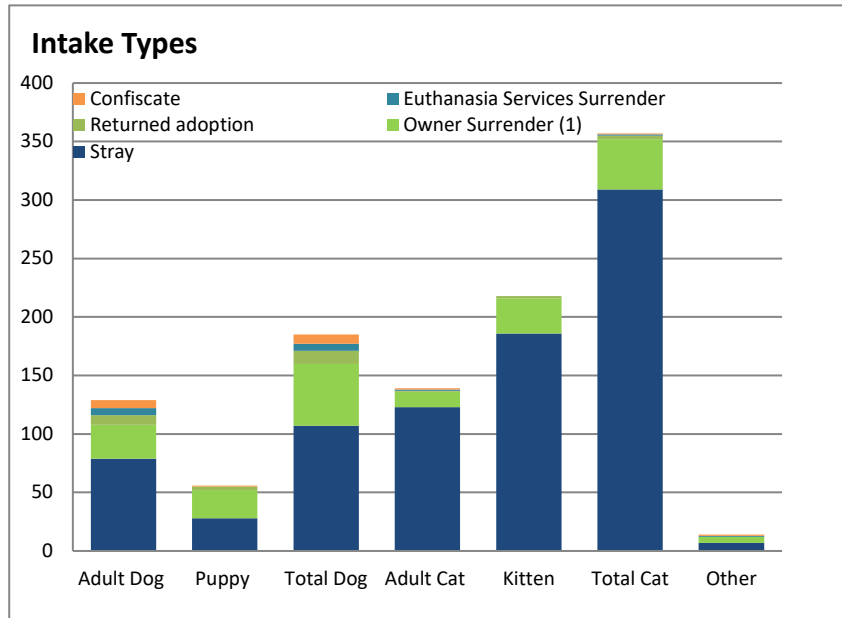
Intake Types

	<u>Adult</u>		<u>Total</u>	<u>Adult</u>		<u>Total</u>	<u>Other</u>	<u>Total</u>
	<u>Doq</u>	<u>Puppy</u>		<u>Cat</u>	<u>Kitten</u>			
Stray	79	28	107	123	186	309	7	423
Owner Surrender ⁽¹⁾	29	24	53	13	30	43	5	101
Returned adoption	8	3	11	1	2	3	0	14
Euthanasia Services Surrender	6	0	6	1	0	1	1	8
Confiscate	7	1	8	1	0	1	1	10
Total	129	56	185	139	218	357	14	556

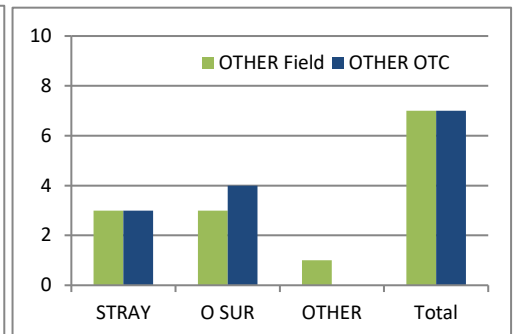
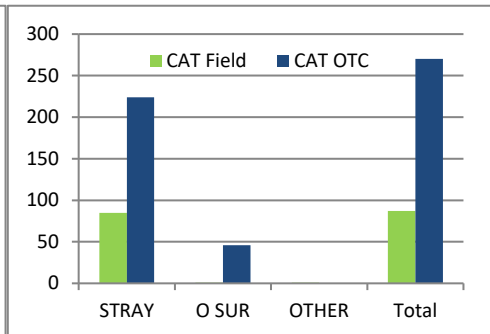
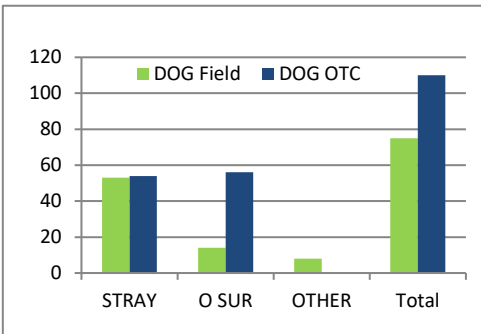
⁽¹⁾ Partner Agency Transfer= 2 dogs

Intake Jurisdiction

<u>Jurisdiction</u>	<u>Total</u>	<u>%</u>
ALAMANCE COUNTY	264	47%
BURLINGTON	202	36%
ELON	1	0%
GIBSONVILLE	0	0%
GRAHAM	20	4%
GREEN LEVEL	14	3%
HAW RIVER	6	1%
MEBANE	16	3%
OSSIPEE	3	1%
SWEPSONVILLE	6	1%
OUT OF COUNTY	24	4%
VILLAGE OF ALAMANCE	0	0%
Total	556	100%



		<u>STRAY</u>	<u>O SUR</u>	<u>OTHER</u>	<u>Total</u>
CAT	Field	85	1	1	87
	OTC	224	46	0	270
DOG	Field	53	14	8	75
	OTC	54	56	0	110
OTHER	Field	3	3	1	7
	OTC	3	4	0	7
Total		422	124	10	556



Burlington Animal Services

Statistical Report- September 2021

Animal Outcomes

	<u>Adult</u>		<u>Total</u>	<u>Adult</u>			<u>Total</u>		<u>%</u>
	<u>Dog</u>	<u>Puppy</u>	<u>Dog</u>	<u>Cat</u>	<u>Kitten</u>	<u>Cat</u>	<u>Other</u>		
Total Live Release⁽¹⁾	132	39	171	111	192	303	12	486	93%

⁽¹⁾ Calculated as follows: total positive outcomes/total outcomes

Total Outcomes

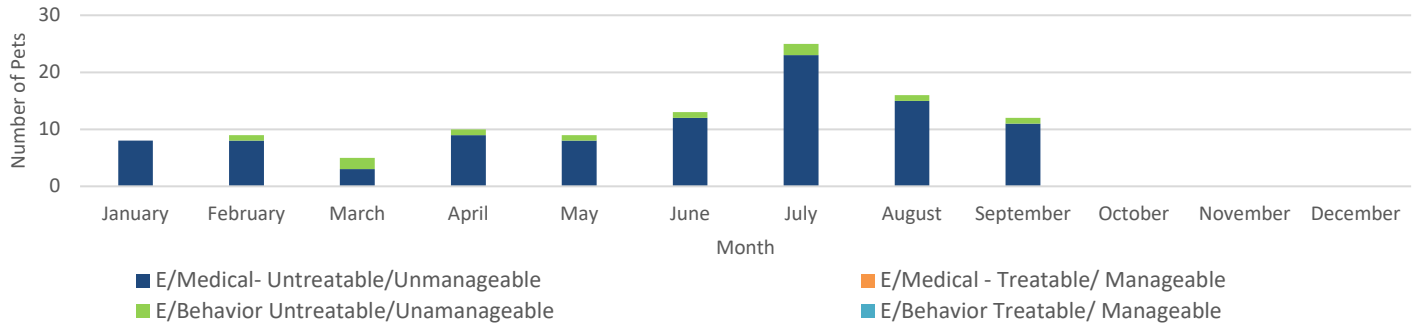
	<u>Adult</u>		<u>Total</u>	<u>Adult</u>			<u>Total</u>		<u>% of total</u>
	<u>Dog</u>	<u>Puppy</u>	<u>Dog</u>	<u>Cat</u>	<u>Kitten</u>	<u>Cat</u>	<u>Other</u>		
Return to Home	41	0	41	3	3	6	1	48	9%
Adoption ⁽²⁾	86	36	122	107	173	280	5	407	78%
Rescue Transfer	5	3	8	1	16	17	6	31	6%
Shelter Euthanasia	3	0	3	5	2	7	4	14	2.7%
Euthanasia Services Surrender	5	0	5	2	0	2	1	8	2%
Died	0	5	5	1	8	9	0	14	2.7%
Total	140	44	184	119	202	321	17	522	100%

⁽²⁾ Mighty Mouser Program Adoptions totaled 132 cats and kittens

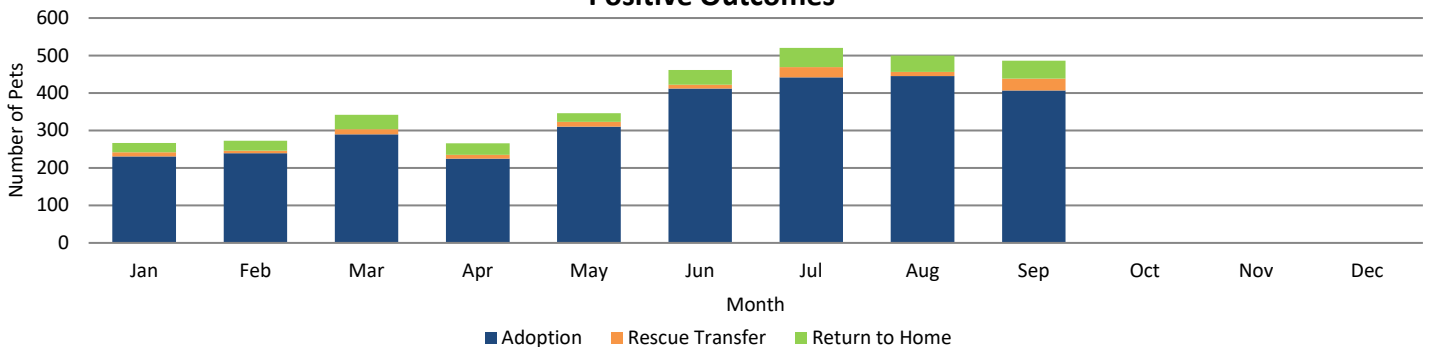
Shelter Euthanasia Reasons

	<u>Adult</u>		<u>Total</u>	<u>Adult</u>			<u>Total</u>		<u>%Euth</u>
	<u>Dog</u>	<u>Puppy</u>	<u>Dog</u>	<u>Cat</u>	<u>Kitten</u>	<u>Cat</u>	<u>Other</u>		
Behavior	1	0	1	0	0	0	0	1	8%
Medical	5	0	5	2	2	4	2	11	92%
Total	6	0	6	2	2	4	2	12	100%

Shelter Euthanasia Reasons



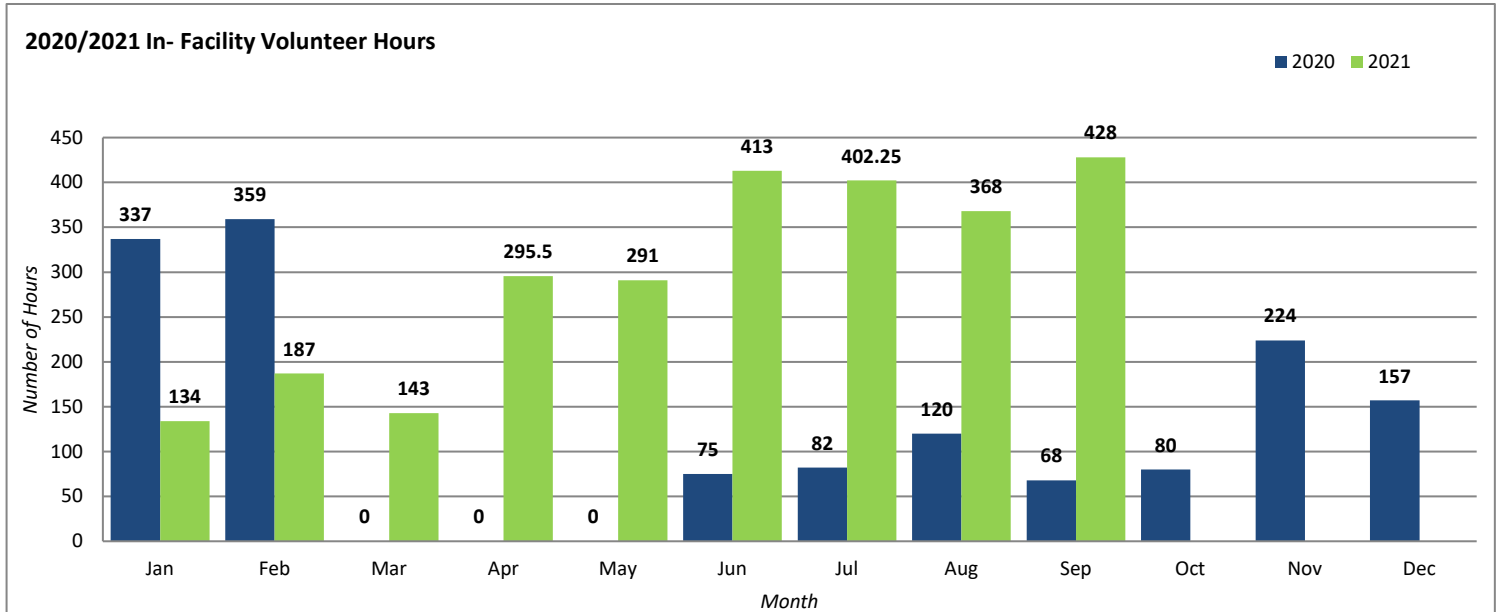
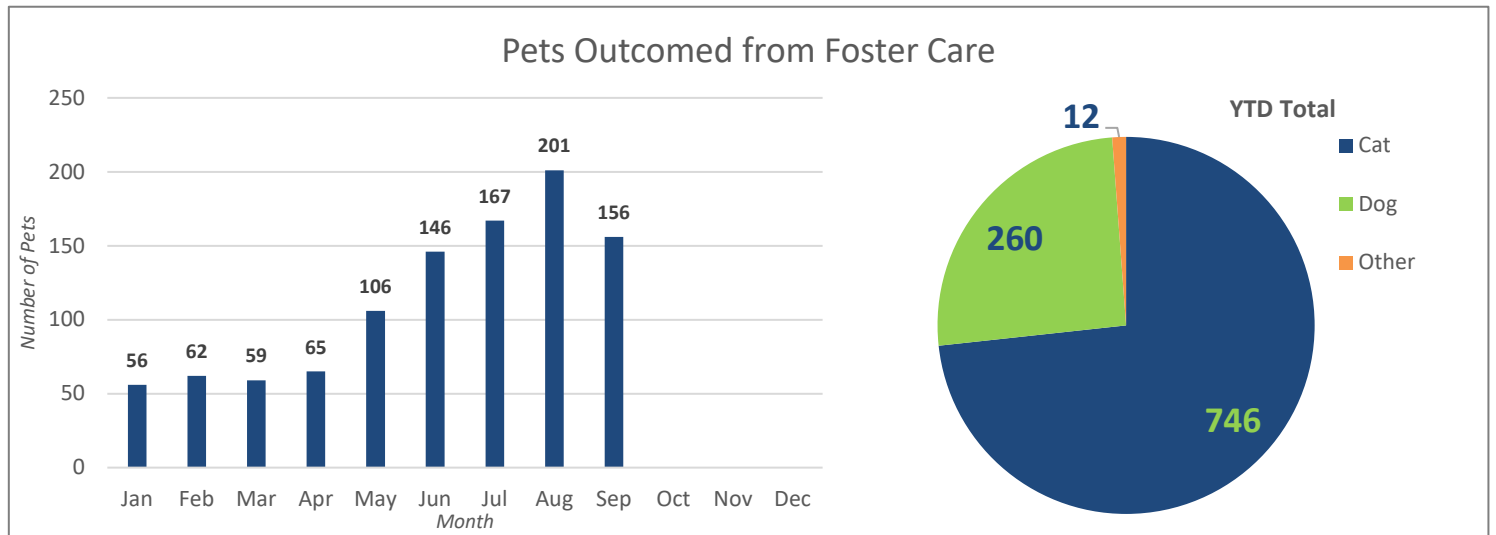
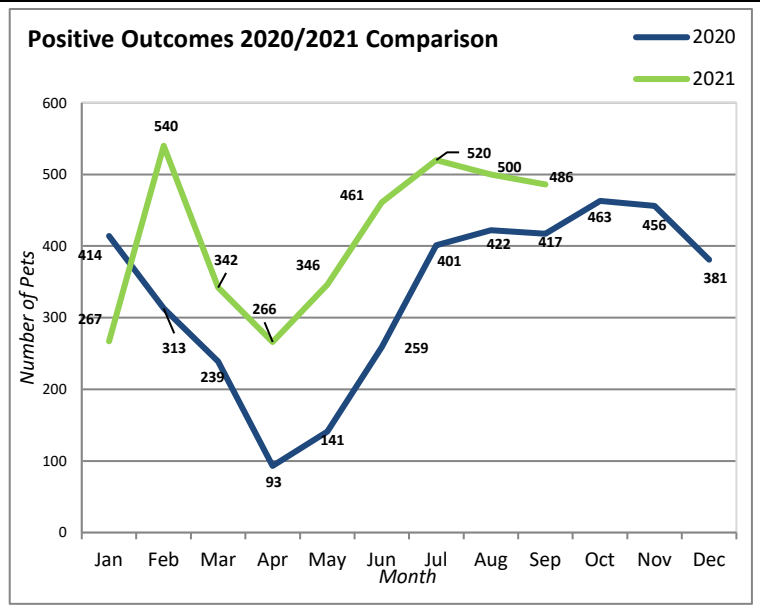
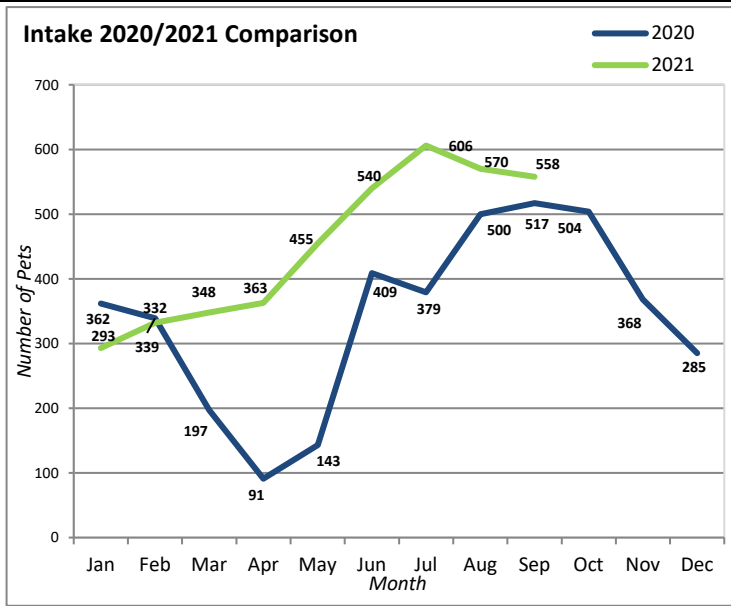
Positive Outcomes



Burlington Animal Services

Statistical Report- September 2021

Activity Comparison Statistics



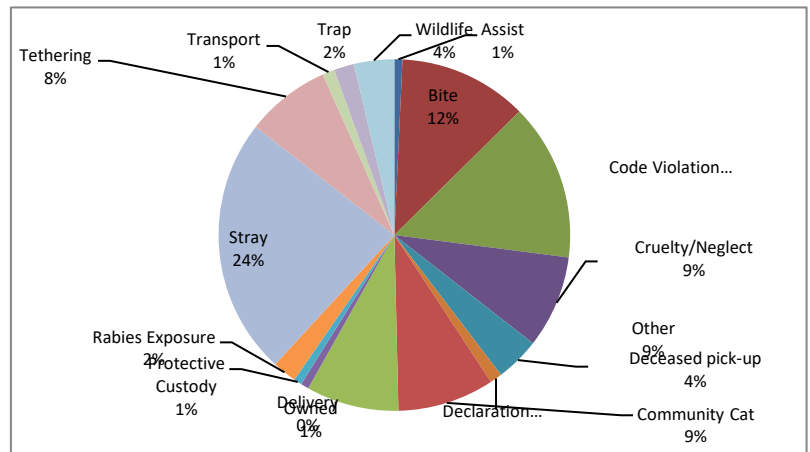
Burlington Animal Services

Statistical Report- September 2021

Field Services

activities related to assisting other agencies such as police or fire, and providing assistance to the public for animal related matters in the field	Assist	2
field activities involving animal bites	Bite	32
field activities related to complaints of code violations involving barking, nuisance, abandoned pets, fowl, over the limit of number of dogs etc	Code Violation	39
field activities involving complaints/ investigations of cruelty and/or neglect	Cruelty/Neglect	23
pick-up and removal of deceased animals	Deceased pick-up	11
field activities involving § 67-4 and § 130A-200- dangerous and vicious dogs	Declaration	3
Delivery of supplies/food for fosters and community members in need (finders of stray pets; owners needing emergency assistance)	Delivery	0
activities related to the Mighty Mousers Program; counseling, transport assistance; nuisance deterrent education/ deployment	Community Cat	24
field activities not included in the other categories such as court, special events etc	Other	23
activities related to field pick up of surrendered animals; notice for recovery of owned animal at shelter	Owned	2
field activities involving temporary custody of owned animals	Protective Custody	2
field activities involving potential rabies exposure to human or domestic animal	Rabies Exposure	6
field calls related to domestic animals at large	Stray	64
activities involving complaints related to tethering ordinance	Tethering	21
transport of animals from fosters to adopters or agency to agency transports	Transport	3
field activities related to trapping domestic animals	Trap	5
activities related to wildlife	Wildlife	10
	Total	270

Call Response- Visits in Community per day: 9.0



Monthly Field Services Responses 2020/ 2021

