

Burlington Animal Services

Statistical Report- August 2021

Animal Intakes

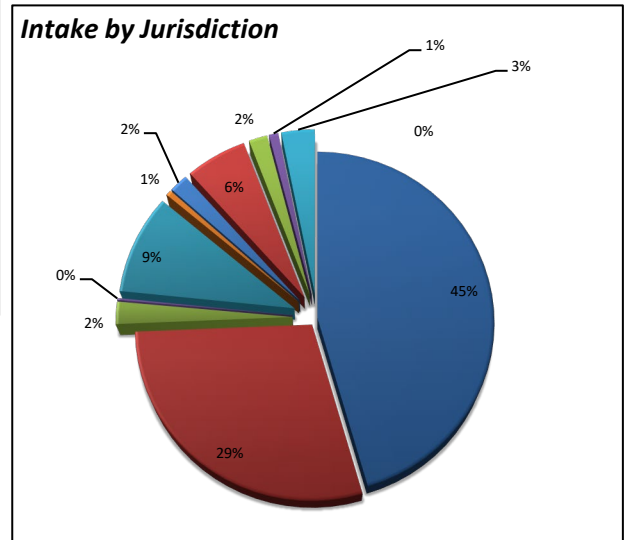
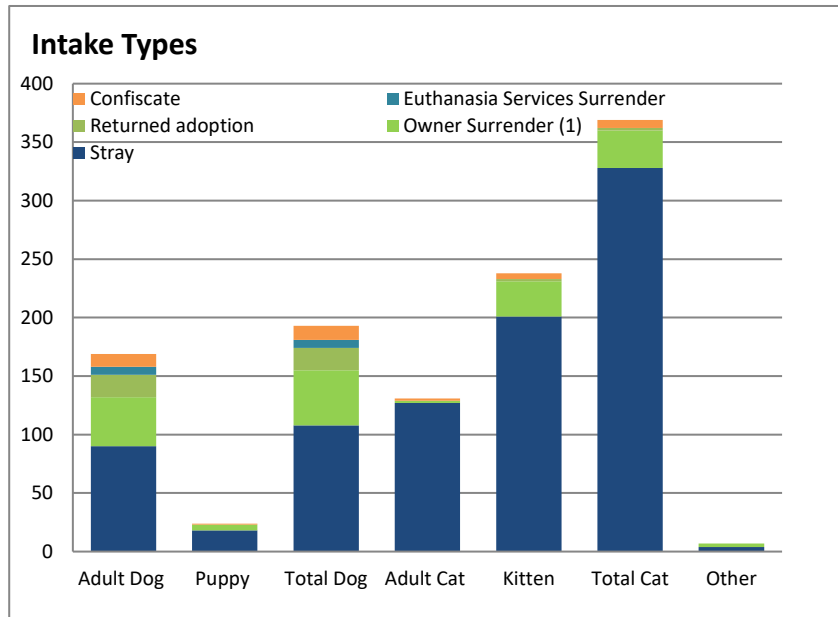
Intake Types

	<u>Adult</u>		<u>Total</u>		<u>Adult</u>		<u>Total</u>	
	<u>Doq</u>	<u>Puppy</u>	<u>Doq</u>	<u>Cat</u>	<u>Kitten</u>	<u>Cat</u>	<u>Other</u>	<u>Total</u>
Stray	90	18	108	127	201	328	4	440
Owner Surrender ⁽¹⁾	42	5	47	2	30	32	3	82
Returned adoption	19	0	19	0	2	2	0	21
Euthanasia Services Surrender	7	0	7	0	0	0	0	7
Confiscate	11	1	12	2	5	7	0	19
Total	169	24	193	131	238	369	7	569

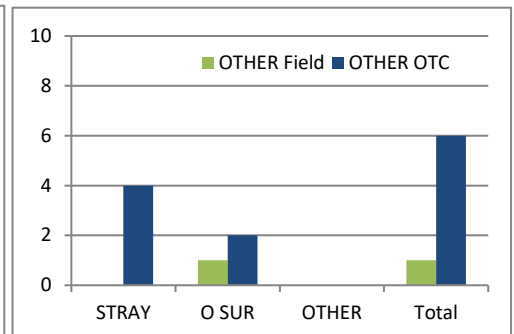
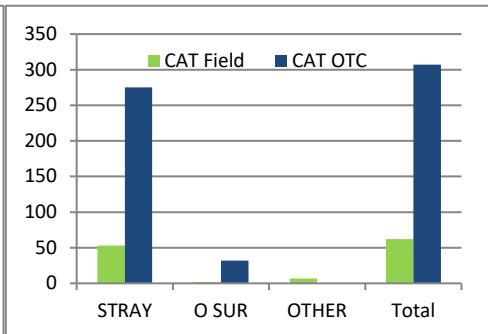
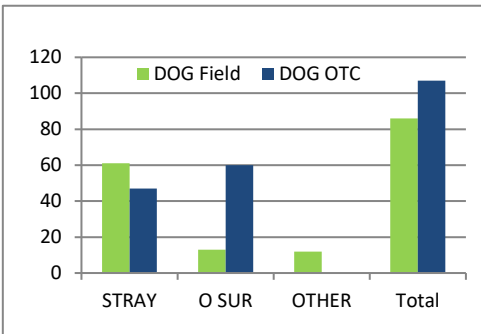
⁽¹⁾ Partner Agency Transfer= 5 kittens; 4 dogs

Intake Jurisdiction

<u>Jurisdiction</u>	<u>Total</u>	<u>%</u>
ALAMANCE COUNTY	259	46%
BURLINGTON	164	29%
ELON	12	2%
GIBSONVILLE	1	0%
GRAHAM	54	9%
GREEN LEVEL	3	1%
HAW RIVER	10	2%
MEBANE	33	6%
OSSIPEE	10	2%
SWEPSONVILLE	5	1%
OUT OF COUNTY	18	3%
VILLAGE OF ALAMANCE	0	0%
Total	569	100%



		STRAY	O SUR	OTHER	Total
CAT	Field	53	2	7	62
	OTC	275	32	0	307
DOG	Field	61	13	12	86
	OTC	47	60	0	107
OTHER	Field	0	1	0	1
	OTC	4	2	0	6
Total		440	110	19	569



Burlington Animal Services

Statistical Report- August 2021

Animal Outcomes

	<u>Adult</u>		<u>Total</u>	<u>Adult</u>			<u>Total</u>		<u>%</u>
	<u>Dog</u>	<u>Puppy</u>	<u>Dog</u>	<u>Cat</u>	<u>Kitten</u>	<u>Cat</u>	<u>Other</u>		
Total Live Release⁽¹⁾	144	24	168	128	203	331	1	500	92%

⁽¹⁾ Calculated as follows: total positive outcomes/total outcomes

Total Outcomes

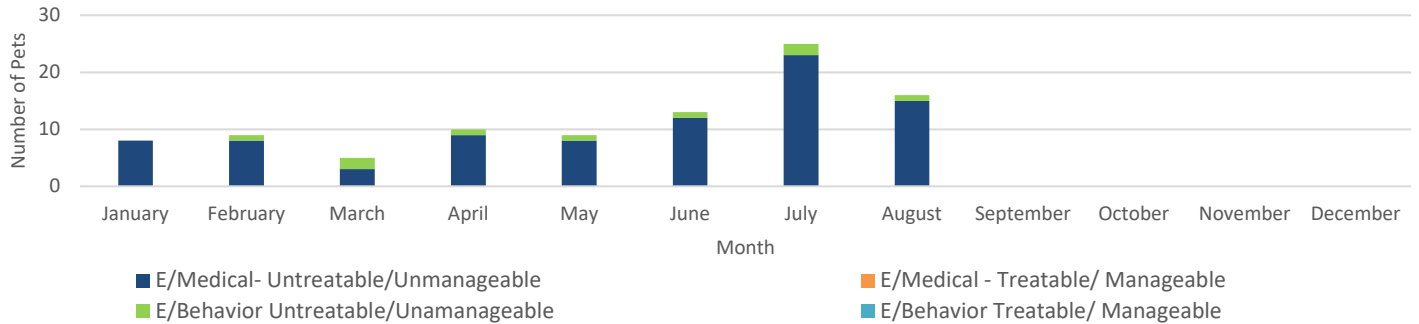
	<u>Adult</u>		<u>Total</u>	<u>Adult</u>			<u>Total</u>		<u>% of total</u>
	<u>Dog</u>	<u>Puppy</u>	<u>Dog</u>	<u>Cat</u>	<u>Kitten</u>	<u>Cat</u>	<u>Other</u>		
Return to Home	38	3	41	2	1	3	0	44	8%
Adoption ⁽²⁾	104	19	123	122	199	321	1	445	82%
Rescue Transfer	2	2	4	4	3	7	0	11	2%
Shelter Euthanasia	4	0	4	3	8	11	1	16	3.0%
Euthanasia Services Surrender	9	0	9	0	0	0	0	9	2%
Died	1	0	1	3	12	15	0	16	3.0%
Total	158	24	182	134	223	357	2	541	100%

⁽²⁾ Mighty Mouser Program Adoptions totaled 132 cats and kittens

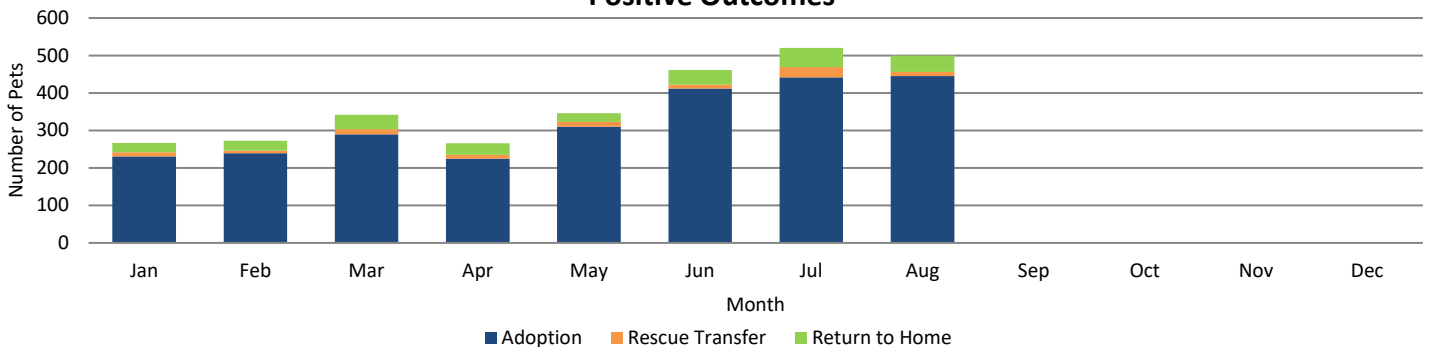
Shelter Euthanasia Reasons

	<u>Adult</u>		<u>Total</u>	<u>Adult</u>			<u>Total</u>		<u>%Euth</u>
	<u>Dog</u>	<u>Puppy</u>	<u>Dog</u>	<u>Cat</u>	<u>Kitten</u>	<u>Cat</u>	<u>Other</u>		
Behavior	1	0	1	0	0	0	0	1	6%
Medical	3	0	3	3	8	11	1	15	94%
Total	4	0	4	3	8	11	1	16	100%

Shelter Euthanasia Reasons



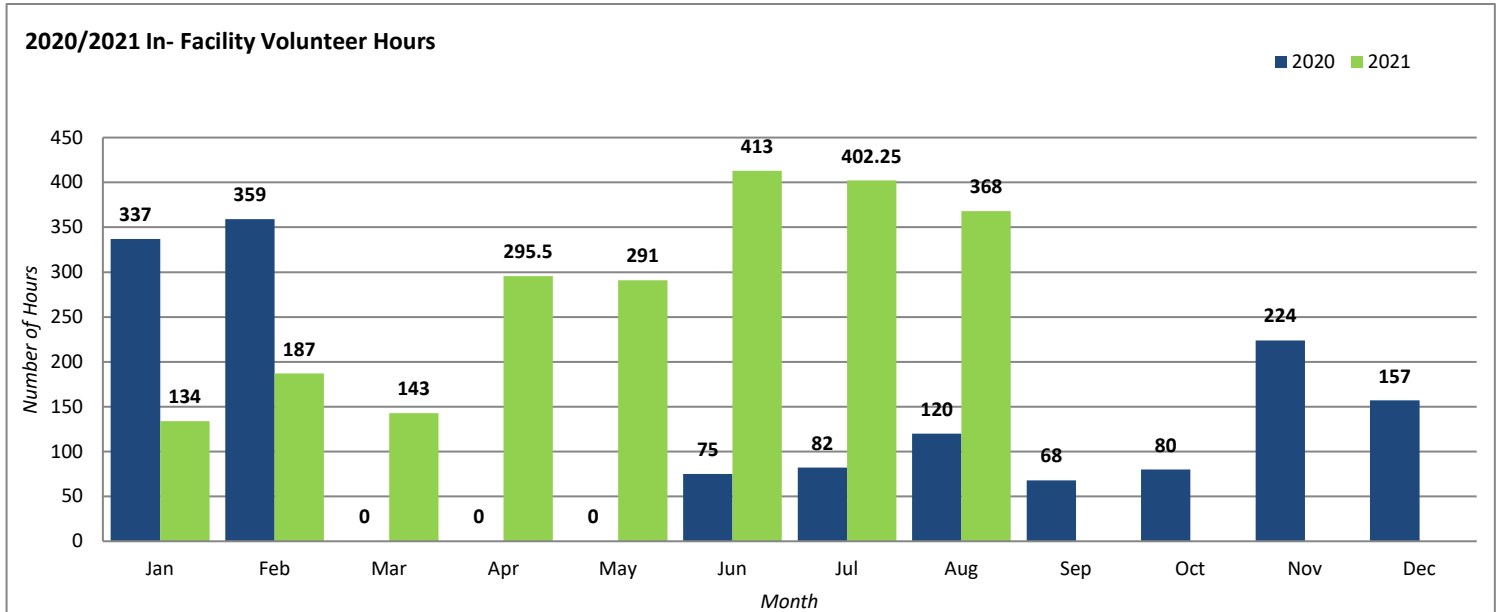
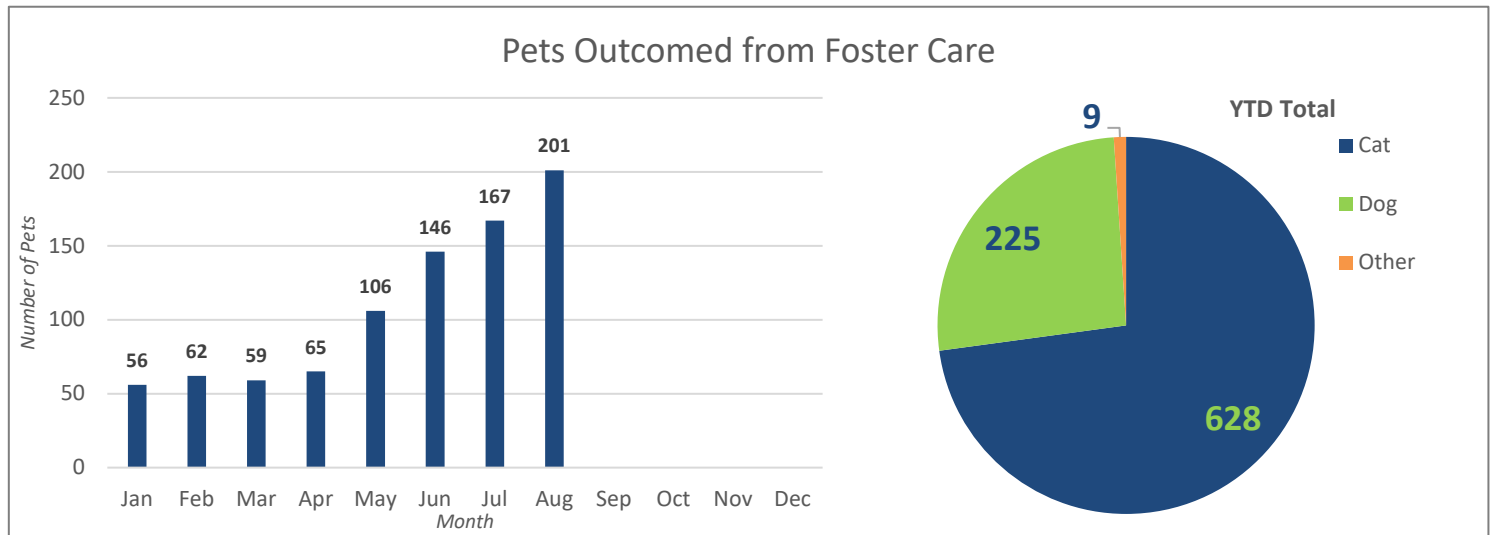
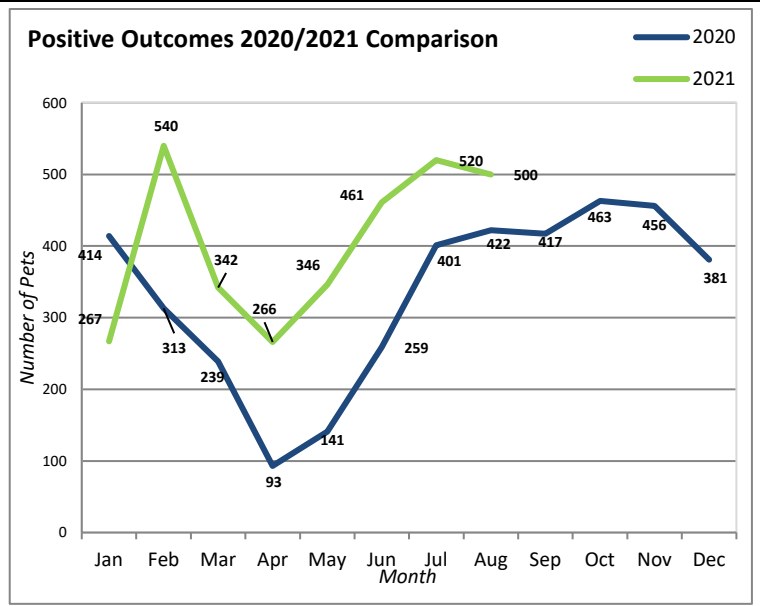
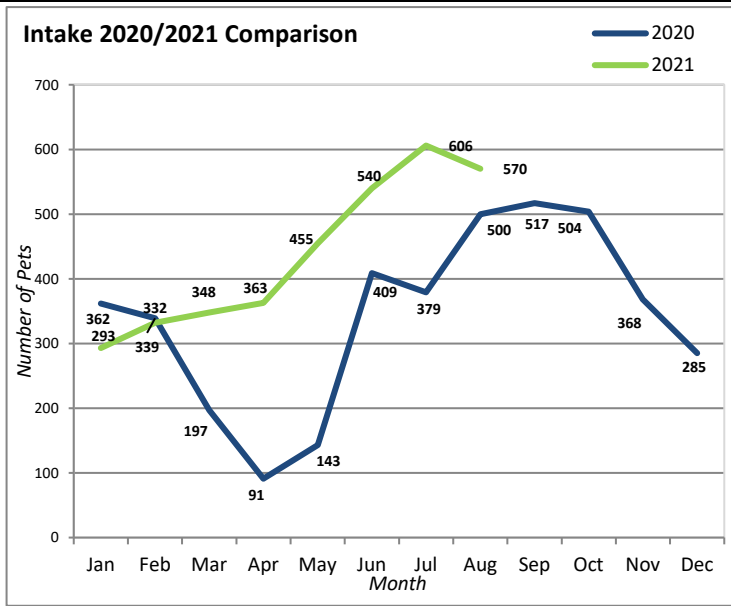
Positive Outcomes



Burlington Animal Services

Statistical Report- August 2021

Activity Comparison Statistics



Burlington Animal Services

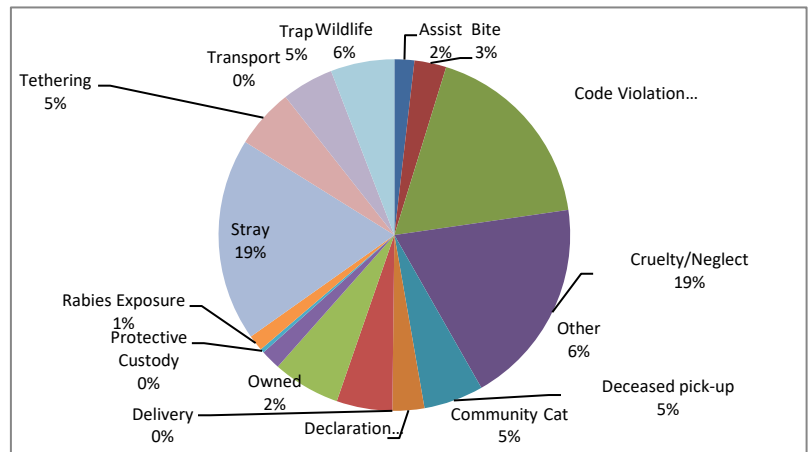
Statistical Report- August 2021

Field Services

activities related to assisting other agencies such as police or fire, and providing assistance to the public for animal related matters in the field	Assist	5
field activities involving animal bites	Bite	8
field activities related to complaints of code violations involving barking, nuisance, abandoned pets, fowl, over the limit of number of dogs etc	Code Violation	49
field activities involving complaints/ investigations of cruelty and/or neglect	Cruelty/Neglect	52
pick-up and removal of deceased animals	Deceased pick-up	15
field activities involving § 67-4 and § 130A-200- dangerous and vicious dogs	Declaration	8
Delivery of supplies/food for fosters and community members in need (finders of stray pets; owners needing emergency assistance)	Delivery	0
activities related to the Mighty Mousers Program; counseling, transport assistance; nuisance deterrent education/ deployment	Community Cat	14
field activities not included in the other categories such as court, special events etc	Other	17
activities related to field pick up of surrendered animals; notice for recovery of owned animal at shelter	Owned	5
field activities involving temporary custody of owned animals	Protective Custody	1
field activities involving potential rabies exposure to human or domestic animal	Rabies Exposure	4
field calls related to domestic animals at large	Stray	51
activities involving complaints related to tethering ordinance	Tethering	15
transport of animals from fosters to adopters or agency to agency transports	Transport	0
field activities related to trapping domestic animals	Trap	13
activities related to wildlife	Wildlife	16

Total 273

Call Response- Visits in Community per day: 8.8



Monthly Field Services Responses 2020/ 2021

