

Burlington Animal Services

Statistical Report- July 2021

Animal Intakes

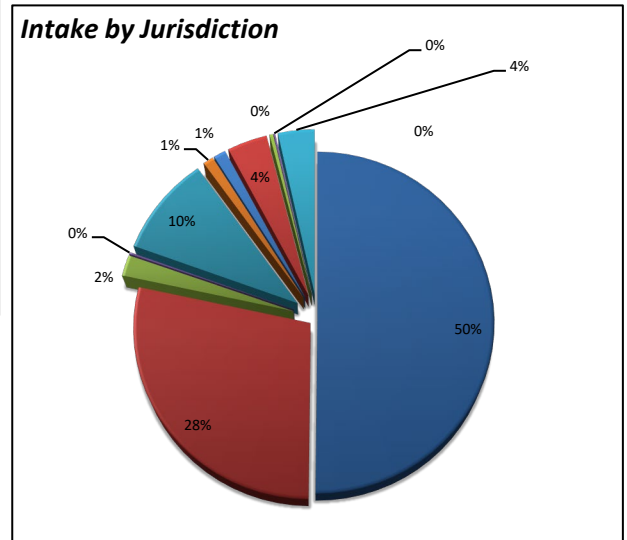
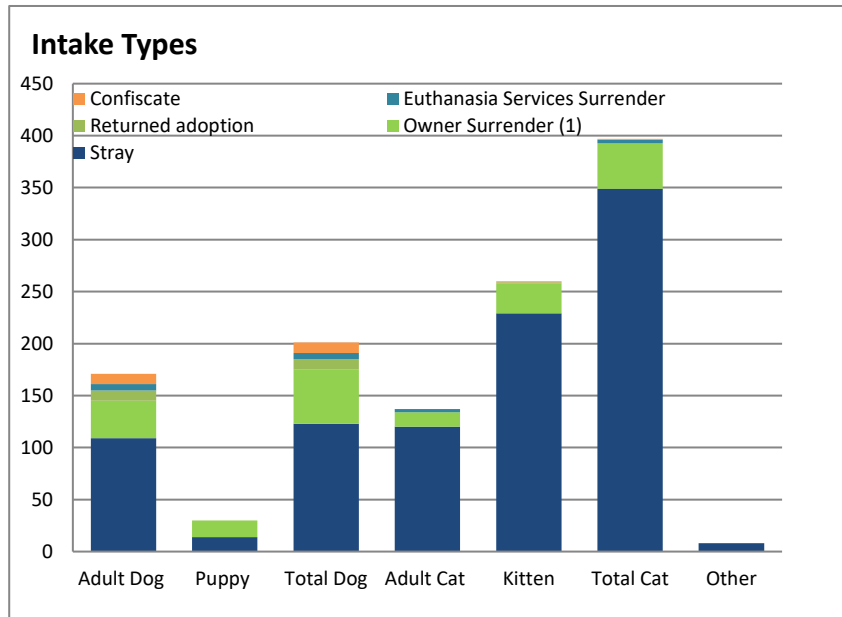
Intake Types

	<u>Adult</u>		<u>Total</u>	<u>Adult</u>		<u>Total</u>	<u>Other</u>	<u>Total</u>
	<u>Doq</u>	<u>Puppy</u>	<u>Doq</u>	<u>Cat</u>	<u>Kitten</u>	<u>Cat</u>		
Stray	109	14	123	120	229	349	8	480
Owner Surrender ⁽¹⁾	36	16	52	14	29	43	0	95
Returned adoption	10	0	10	0	1	1	0	11
Euthanasia Services Surrender	6	0	6	3	0	3	0	9
Confiscate	10	0	10	0	1	1	0	11
Total	171	30	201	137	260	397	8	606

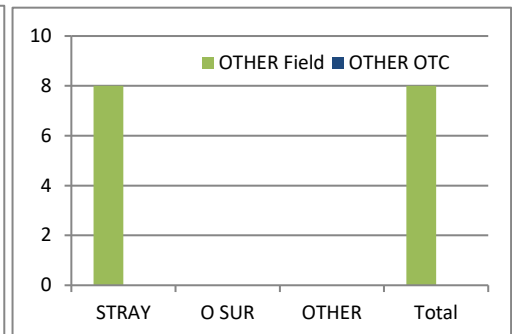
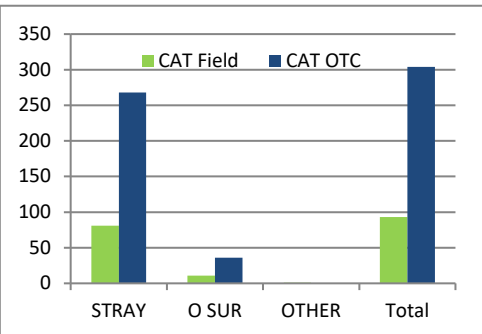
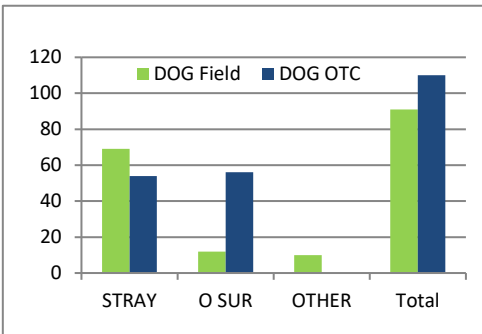
⁽¹⁾ Partner Agency Transfer= 1 cat; 5 dogs

Intake Jurisdiction

<u>Jurisdiction</u>	<u>Total</u>	<u>%</u>
ALAMANCE COUNTY	304	50%
BURLINGTON	171	28%
ELON	12	2%
GIBSONVILLE	1	0%
GRAHAM	58	10%
GREEN LEVEL	6	1%
HAW RIVER	7	1%
MEBANE	23	4%
OSSIPEE	2	0%
SWEPSONVILLE	1	0%
OUT OF COUNTY	21	3%
VILLAGE OF ALAMANCE	0	0%
Total	606	100%



		STRAY	O SUR	OTHER	Total
CAT	Field	81	11	1	93
	OTC	268	36	0	304
DOG	Field	69	12	10	91
	OTC	54	56	0	110
OTHER	Field	8	0	0	8
	OTC	0	0	0	0
Total		480	115	11	606



Burlington Animal Services

Statistical Report- July 2021

Animal Outcomes

	<u>Adult</u>		<u>Total</u>	<u>Adult</u>		<u>Total</u>			<u>%</u>
	<u>Dog</u>	<u>Puppy</u>	<u>Dog</u>	<u>Cat</u>	<u>Kitten</u>	<u>Cat</u>	<u>Other</u>	<u>Total</u>	
Total Live Release⁽¹⁾	148	22	170	125	217	342	8	520	90%

⁽¹⁾ Calculated as follows: total positive outcomes/total outcomes

Total Outcomes

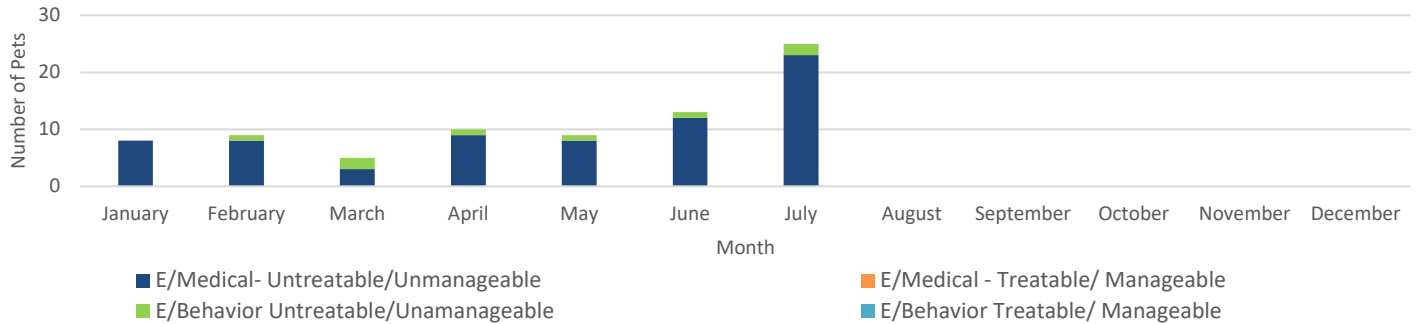
	<u>Adult</u>		<u>Total</u>	<u>Adult</u>		<u>Total</u>			<u>% of total</u>
	<u>Dog</u>	<u>Puppy</u>	<u>Dog</u>	<u>Cat</u>	<u>Kitten</u>	<u>Cat</u>	<u>Other</u>	<u>Total</u>	
Return to Home	42	1	43	3	3	6	2	51	9%
Adoption ⁽²⁾	100	11	111	121	205	326	5	442	77%
Rescue Transfer	6	10	16	1	9	10	1	27	5%
Shelter Euthanasia	3	0	3	8	12	20	4	27	4.7%
Euthanasia Services Surrender	6	0	6	3	0	3	0	9	2%
Died	1	1	2	3	16	19	0	21	3.6%
Total	158	23	181	139	245	384	12	577	100%

⁽²⁾ Mighty Mouser Program Adoptions totaled 132 cats and kittens

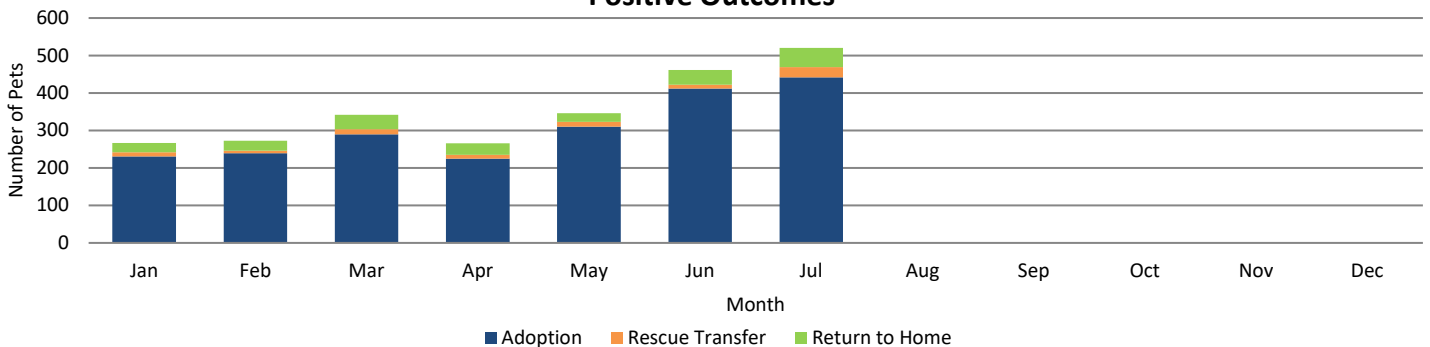
Shelter Euthanasia Reasons

	<u>Adult</u>		<u>Total</u>	<u>Adult</u>		<u>Total</u>			<u>%Euth</u>
	<u>Dog</u>	<u>Puppy</u>	<u>Dog</u>	<u>Cat</u>	<u>Kitten</u>	<u>Cat</u>	<u>Other</u>	<u>Total</u>	
Behavior	2	0	2	0	0	0	0	2	8%
Medical	1	0	1	8	12	20	2	23	92%
Total	3	0	3	8	12	20	2	25	100%

Shelter Euthanasia Reasons



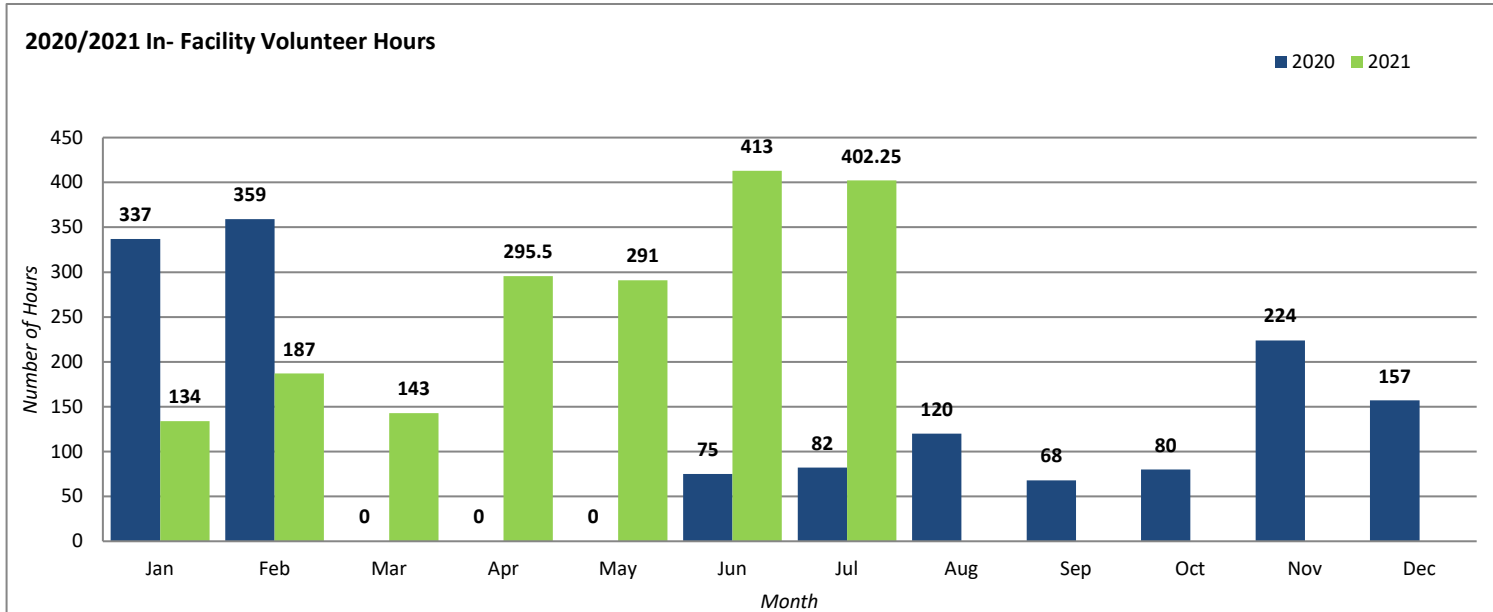
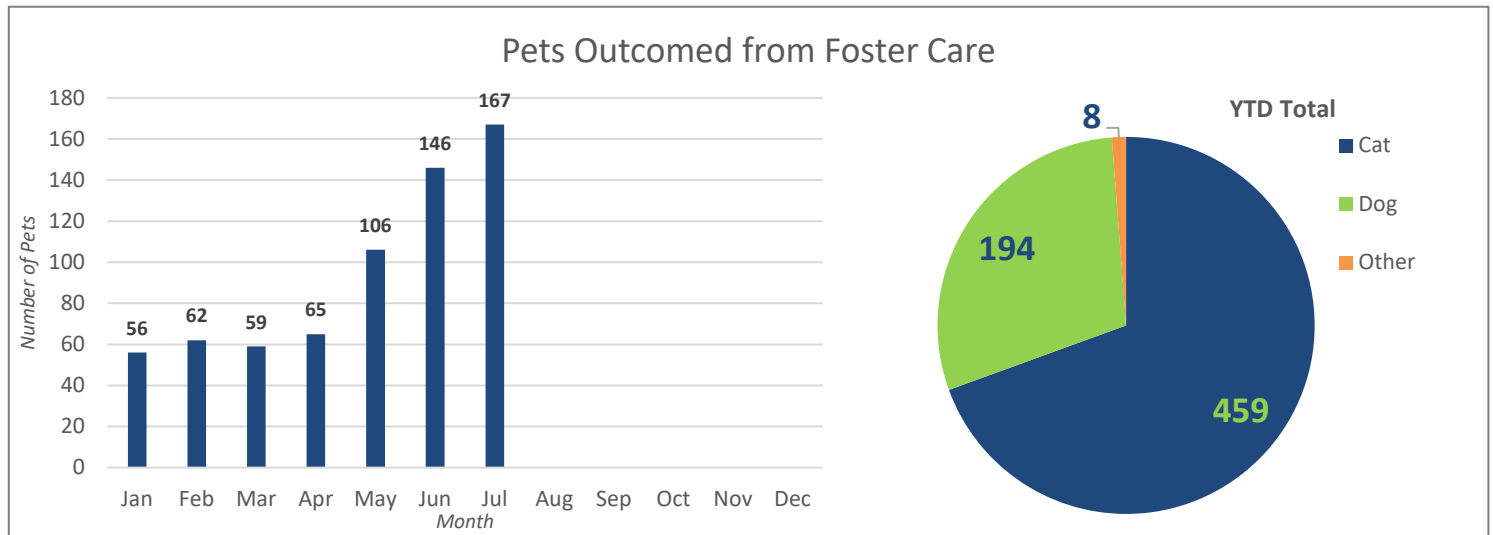
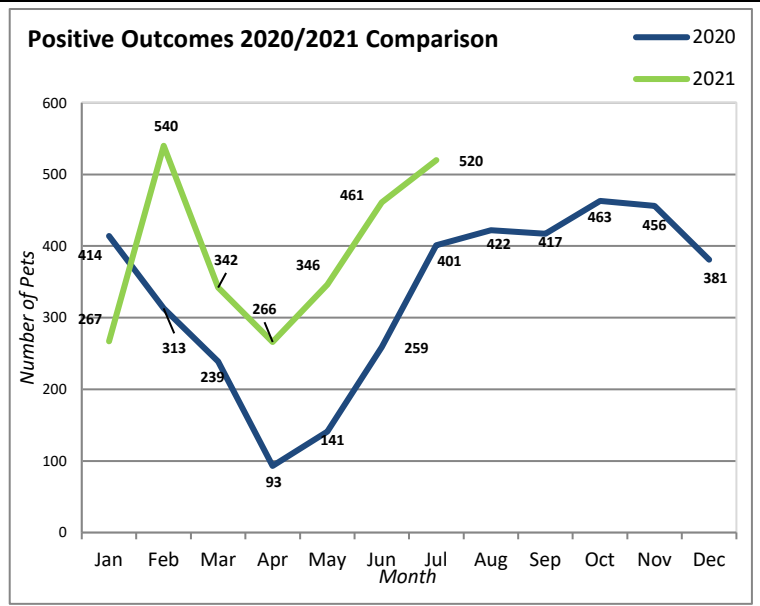
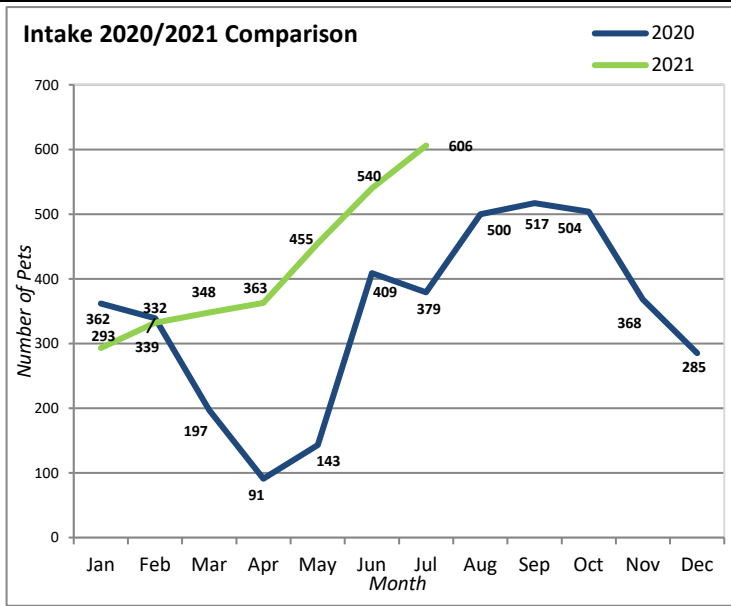
Positive Outcomes



Burlington Animal Services

Statistical Report- July 2021

Activity Comparison Statistics



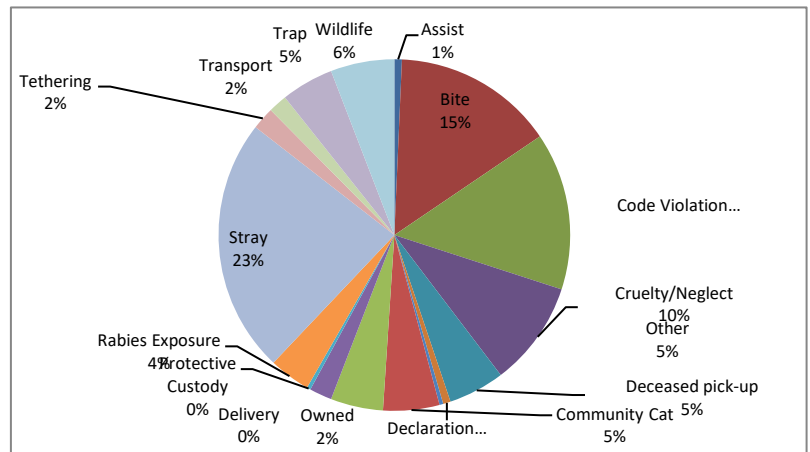
Burlington Animal Services

Statistical Report- July 2021

Field Services

activities related to assisting other agencies such as police or fire, and providing assistance to the public for animal related matters in the field	Assist	2
field activities involving animal bites	Bite	43
field activities related to complaints of code violations involving barking, nuisance, abandoned pets, fowl, over the limit of number of dogs etc	Code Violation	42
field activities involving complaints/ investigations of cruelty and/or neglect	Cruelty/Neglect	28
pick-up and removal of deceased animals	Deceased pick-up	15
field activities involving § 67-4 and § 130A-200- dangerous and vicious dogs	Declaration	2
Delivery of supplies/food for fosters and community members in need (finders of stray pets; owners needing emergency assistance)	Delivery	1
activities related to the Mighty Mousers Program; counseling, transport assistance; nuisance deterrent education/ deployment	Community Cat	15
field activities not included in the other categories such as court, special events etc	Other	14
activities related to field pick up of surrendered animals; notice for recovery of owned animal at shelter	Owned	6
field activities involving temporary custody of owned animals	Protective Custody	1
field activities involving potential rabies exposure to human or domestic animal	Rabies Exposure	11
field calls related to domestic animals at large	Stray	68
activities involving complaints related to tethering ordinance	Tethering	6
transport of animals from fosters to adopters or agency to agency transports	Transport	5
field activities related to trapping domestic animals	Trap	14
activities related to wildlife	Wildlife	17
	Total	290

Call Response- Visits in Community per day: **9.4**



Monthly Field Services Responses 2020/ 2021

