

Burlington Animal Services

Statistical Report- March 2021

Animal Intakes

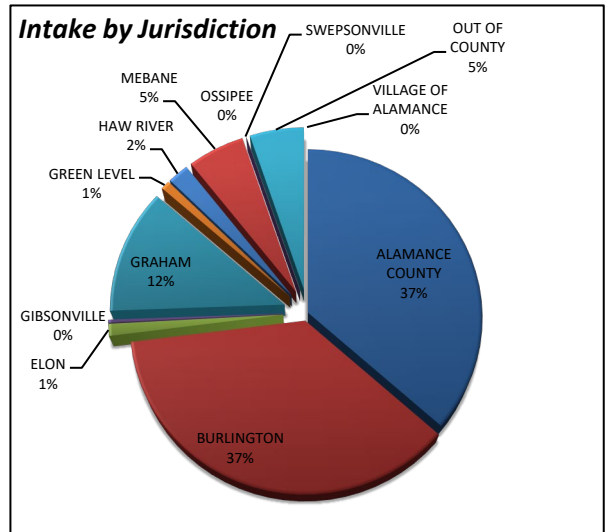
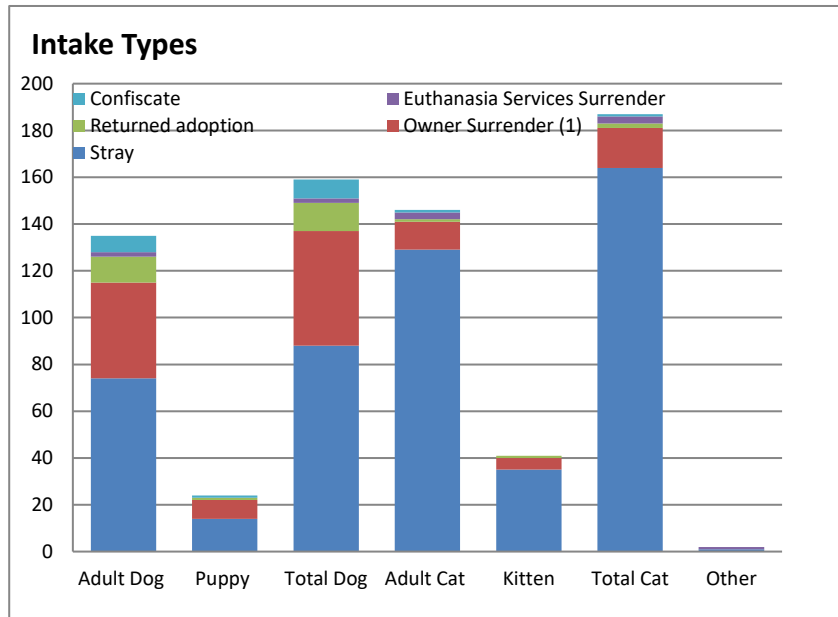
Intake Types

	Adult		Total	Adult			Total	Other	Total
	Doq	Puppy		Doq	Cat	Kitten			
Stray	74	14	88	129	35	164	1	253	
Owner Surrender ⁽¹⁾	41	8	49	12	5	17	0	66	
Returned adoption	11	1	12	1	1	2	0	14	
Euthanasia Services Surrender	2	0	2	3	0	3	1	6	
Confiscate	7	1	8	1	0	1	0	9	
Total	135	24	159	146	41	187	2	348	

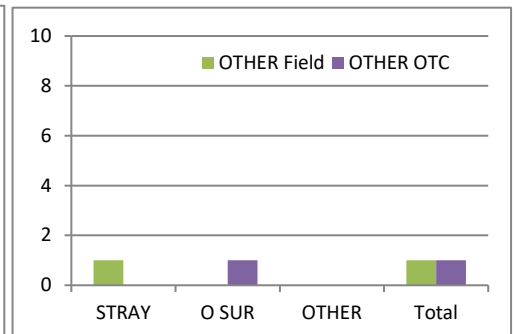
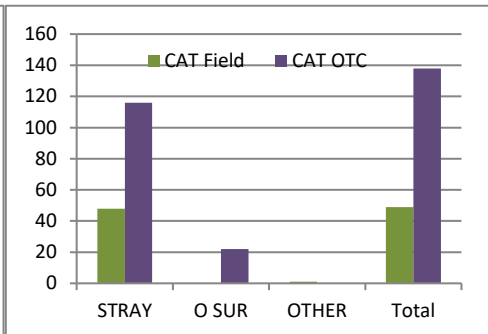
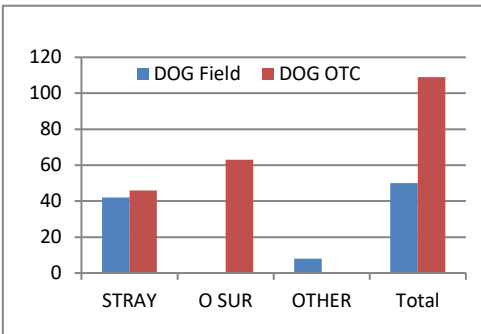
⁽¹⁾ Partner Agency Transfer= 7 dogs; 1 kitten

Intake Jurisdiction

Jurisdiction	Total	%
ALAMANCE COUNTY	127	36%
BURLINGTON	127	36%
ELON	4	1%
GIBSONVILLE	1	0%
GRAHAM	42	12%
GREEN LEVEL	3	1%
HAW RIVER	7	2%
MEBANE	19	5%
OSSIPEE	0	0%
SWEPSONVILLE	0	0%
OUT OF COUNTY	18	5%
VILLAGE OF ALAMANCE	0	0%
Total	348	100%



	Field	STRAY	O SUR	OTHER	Total
		CAT	48	0	1
	OTC	116	22	0	138
	Field	42	0	8	50
DOG	OTC	46	63	0	109
	Field	1	0	0	1
OTHER	OTC	0	1	0	1
Total		253	86	9	348



Burlington Animal Services

Statistical Report- March 2021

Animal Outcomes

	<u>Adult</u> <u>Dog</u>	<u>Puppy</u>	<u>Total</u> <u>Dog</u>	<u>Adult</u> <u>Cat</u>	<u>Kitten</u>	<u>Total</u> <u>Cat</u>	<u>Other</u>	<u>Total</u>	<u>%</u>
Total Live Release⁽¹⁾	131	24	155	160	26	186	1	342	95%

⁽¹⁾ Calculated as follows: total positive outcomes/total outcomes

Total Outcomes

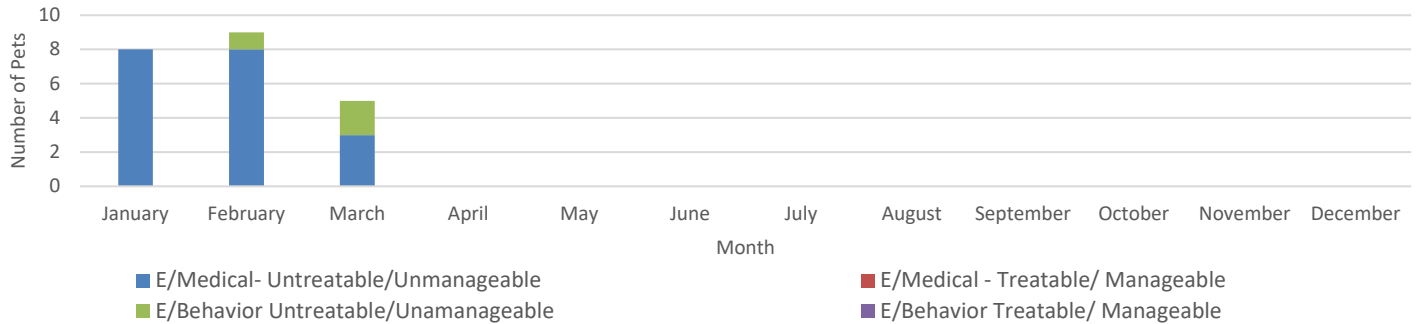
	<u>Adult</u> <u>Dog</u>	<u>Puppy</u>	<u>Total</u> <u>Dog</u>	<u>Adult</u> <u>Cat</u>	<u>Kitten</u>	<u>Total</u> <u>Cat</u>	<u>Other</u>	<u>Total</u>	<u>% of</u> <u>total</u>
Return to Home	30	1	31	8	0	8	0	39	11%
Adoption ⁽²⁾	96	16	112	151	26	177	1	290	81%
Rescue Transfer	5	7	12	1	0	1	0	13	4%
Shelter Euthanasia	2	0	2	3	0	3	0	5	1.4%
Euthanasia Services Surrender	4	0	4	3	0	3	1	8	2%
Died	1	0	1	1	2	3	0	4	1.1%
Total	138	24	162	167	28	195	2	359	100%

⁽²⁾ Mighty Mouser Program Adoptions totaled 122 cats and kittens

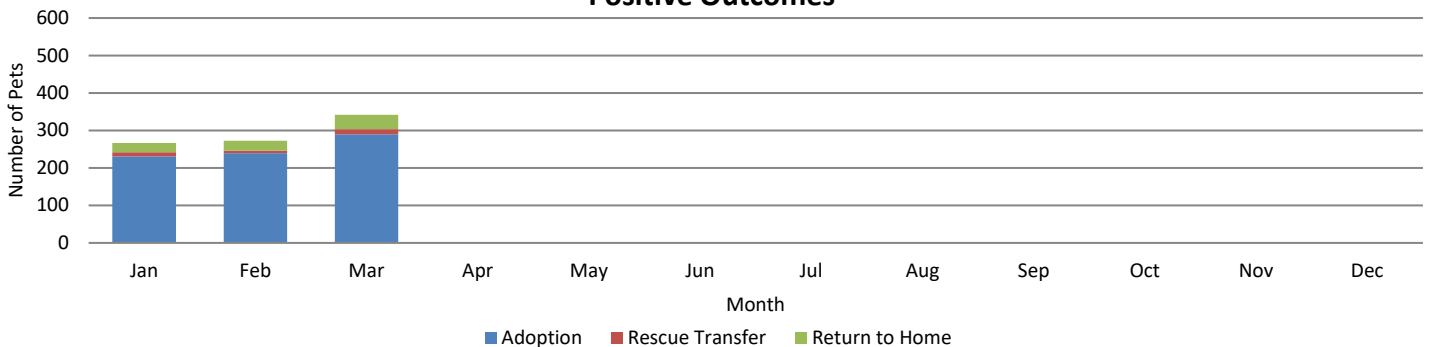
Shelter Euthanasia Reasons

	<u>Adult</u> <u>Dog</u>	<u>Puppy</u>	<u>Total</u> <u>Dog</u>	<u>Adult</u> <u>Cat</u>	<u>Kitten</u>	<u>Total</u> <u>Cat</u>	<u>Other</u>	<u>Total</u>	<u>%Euth</u>
Behavior	2	0	2	0	0	0	0	2	40%
Medical	0	0	0	3	0	3	0	3	60%
Total	2	0	2	3	0	3	0	5	100%

Shelter Euthanasia Reasons



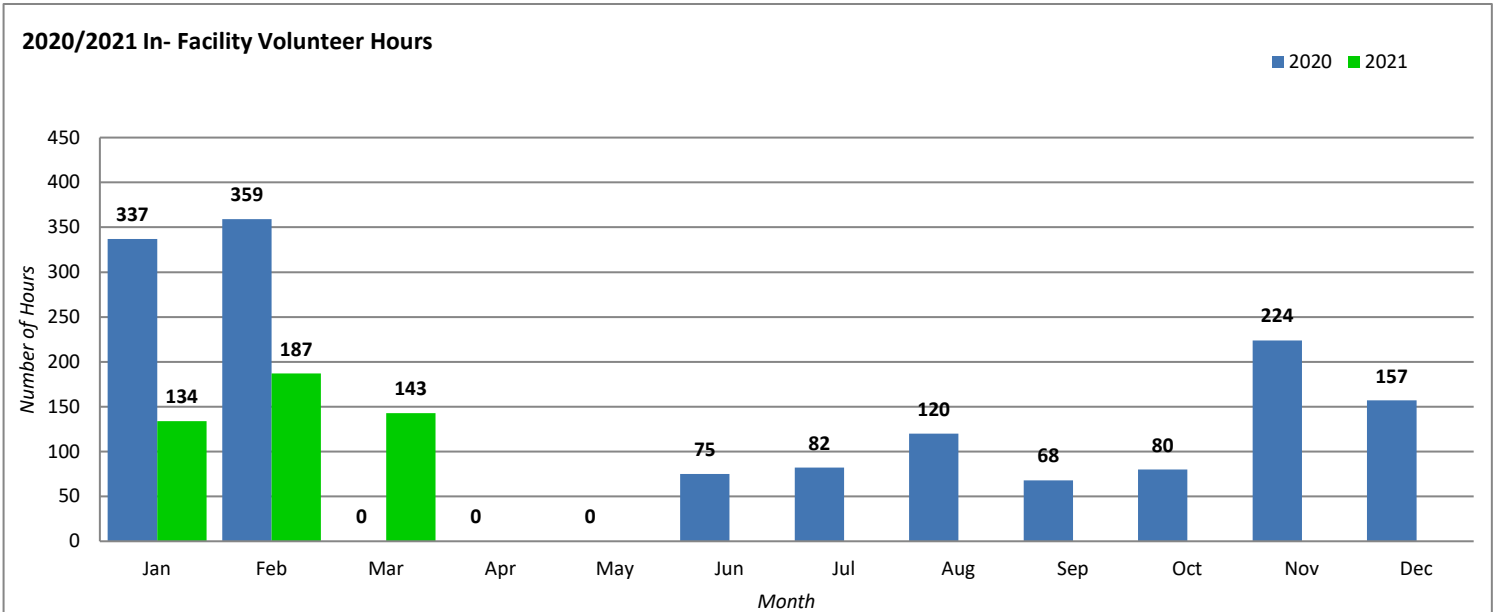
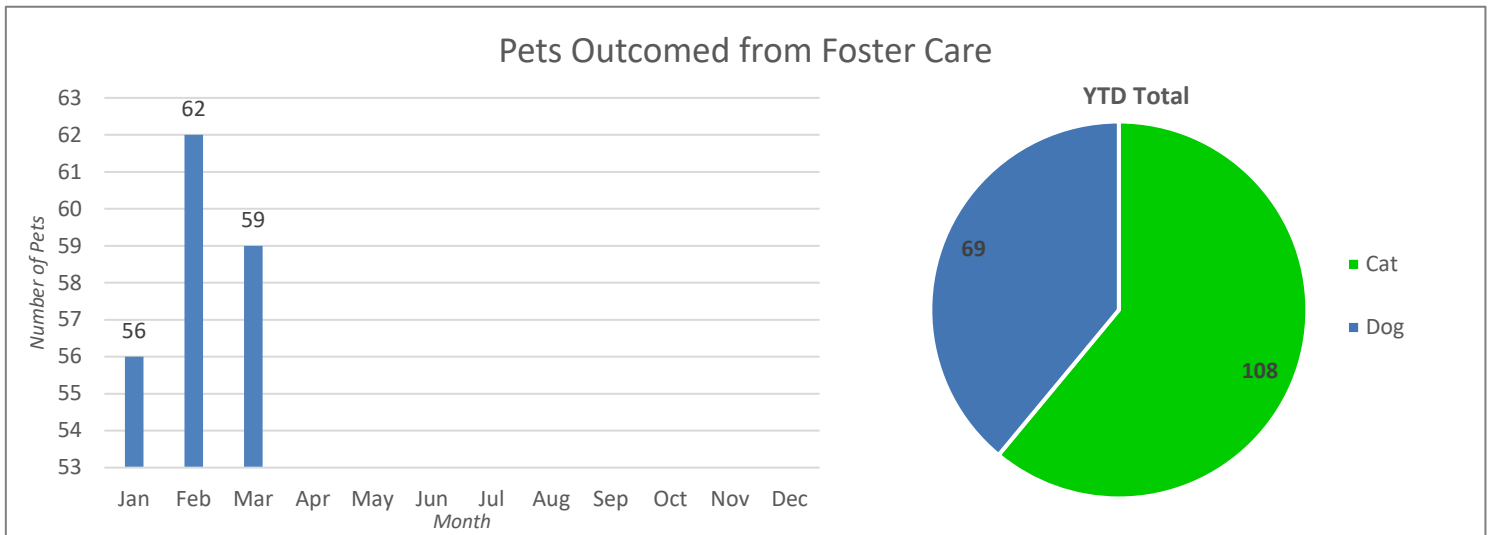
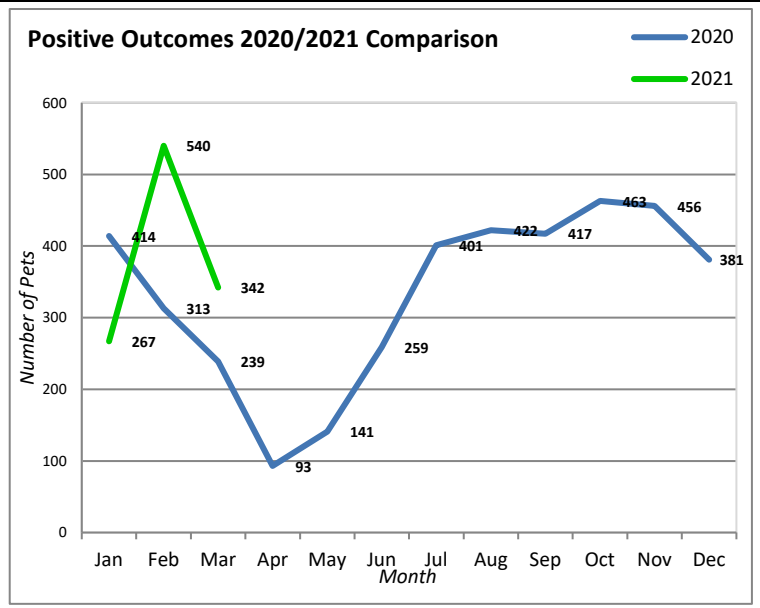
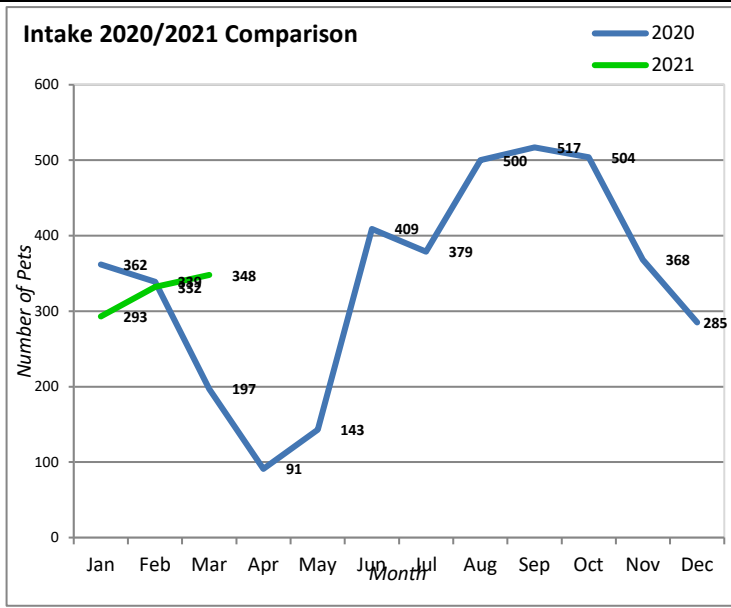
Positive Outcomes



Burlington Animal Services

Statistical Report- March 2021

Activity Comparison Statistics



Burlington Animal Services

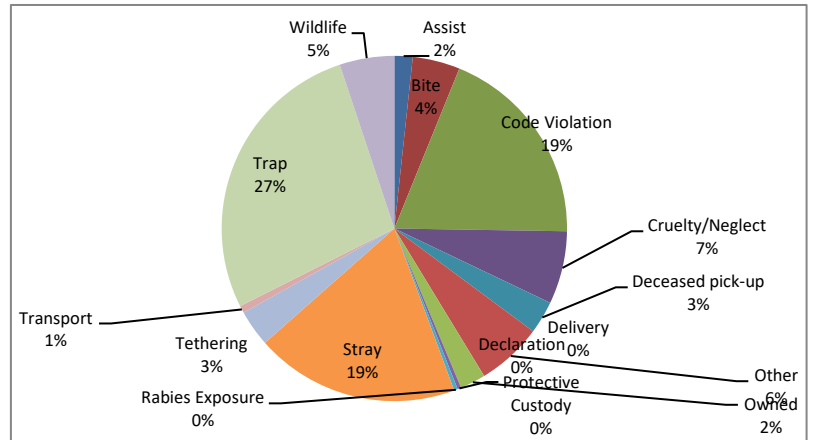
Statistical Report- March 2021

Field Services

activities related to assisting other agencies such as police or fire, and providing assistance to the public for animal related matters in the field	Assist	5
field activities involving animal bites	Bite	13
field activities related to complaints of code violations involving barking, nuisance, abandoned pets, fowl, over the limit of number of dogs etc	Code Violation	56
field activities involving complaints/ investigations of cruelty and/or neglect	Cruelty/Neglect	20
pick-up and removal of deceased animals	Deceased pick-up	9
field activities involving § 67-4 and § 130A-200- dangerous and vicious dogs	Declaration	0
delivery of supplies, food for fosters and community members in need (numbers of stray pets, owners needing emergency assistance)	Delivery	0
field activities not included in the other categories such as court, special events etc	Other	18
activities related to field pick up of surrendered animals; notice for recovery of owned animal at shelter	Owned	7
field activities involving temporary custody of owned animals	Protective Custody	1
field activities involving potential rabies exposure to human or domestic animal	Rabies Exposure	1
field calls related to domestic animals at large	Stray	56
activities involving complaints related to tethering ordinance	Tethering	10
transport of animals from fosters to adopters or agency to agency transports	Transport	2
field activities related to trapping domestic animals	Trap	80
activities related to wildlife	Wildlife	15

Total 293

Call Response- Visits in Community per day: 9.5



Monthly Field Services Responses 2020/ 2021

