

Burlington Animal Services

Statistical Report- June 2021

Animal Intakes

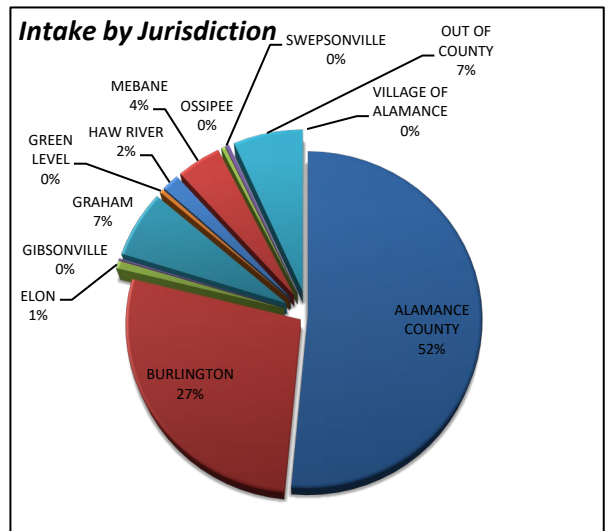
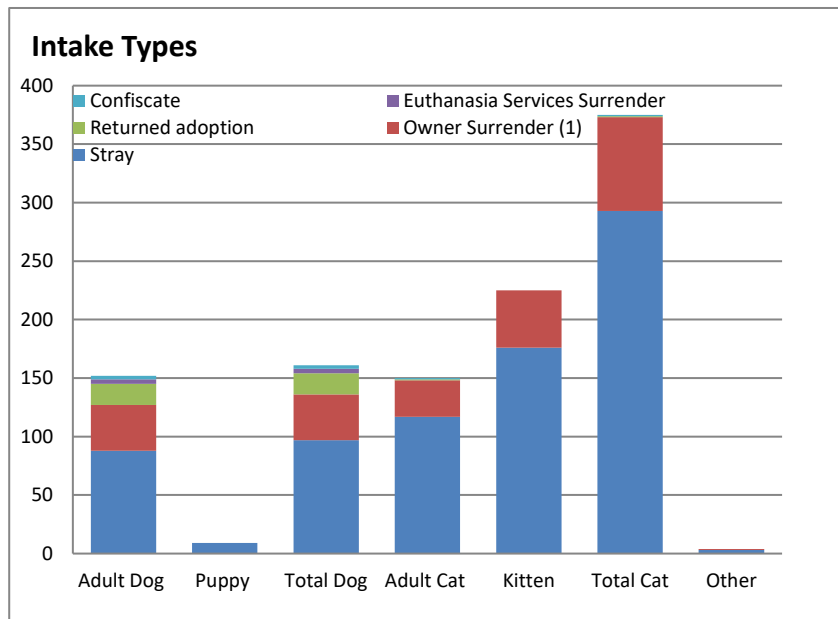
Intake Types

| | Adult | | Total | | Adult | | Total | |
|--------------------------------|------------|----------|------------|------------|------------|------------|----------|------------|
| | Doq | Puppy | Doq | Cat | Kitten | Cat | Other | Total |
| Stray | 88 | 9 | 97 | 117 | 176 | 293 | 3 | 393 |
| Owner Surrender ⁽¹⁾ | 39 | 0 | 39 | 31 | 49 | 80 | 1 | 120 |
| Returned adoption | 18 | 0 | 18 | 1 | 0 | 1 | 0 | 19 |
| Euthanasia Services Surrender | 4 | 0 | 4 | 0 | 0 | 0 | 0 | 4 |
| Confiscate | 3 | 0 | 3 | 1 | 0 | 1 | 0 | 4 |
| Total | 152 | 9 | 161 | 150 | 225 | 375 | 4 | 540 |

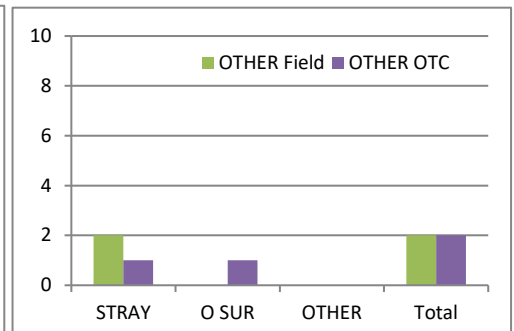
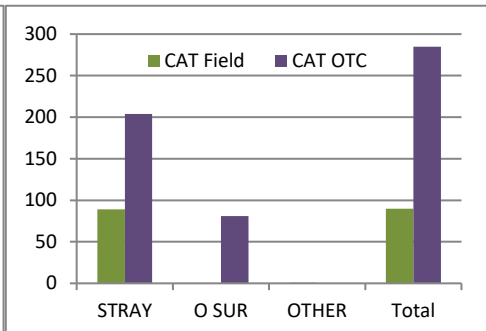
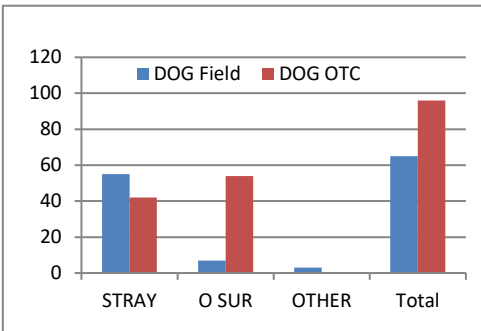
⁽¹⁾ Partner Agency Transfer= 15 dogs; 6 cats; 5 kittens

Intake Jurisdiction

| Jurisdiction | Total | % |
|---------------------|------------|-------------|
| ALAMANCE COUNTY | 278 | 51% |
| BURLINGTON | 148 | 27% |
| ELON | 4 | 1% |
| GIBSONVILLE | 1 | 0% |
| GRAHAM | 35 | 6% |
| GREEN LEVEL | 2 | 0% |
| HAW RIVER | 9 | 2% |
| MEBANE | 23 | 4% |
| OSSIPEE | 2 | 0% |
| SWEPSONVILLE | 2 | 0% |
| OUT OF COUNTY | 36 | 7% |
| VILLAGE OF ALAMANCE | 0 | 0% |
| Total | 540 | 100% |



| | Field | STRAY | O SUR | OTHER | Total |
|-------|-------|-------|-------|-------|-------|
| | | CAT | 89 | 0 | 1 |
| DOG | Field | 204 | 81 | 0 | 285 |
| | OTC | 55 | 7 | 3 | 65 |
| OTHER | Field | 42 | 54 | 0 | 96 |
| | OTC | 2 | 0 | 0 | 2 |
| Total | Field | 2 | 0 | 0 | 2 |
| | OTC | 1 | 1 | 0 | 2 |
| | | 393 | 143 | 4 | 540 |



Burlington Animal Services

Statistical Report- June 2021

Animal Outcomes

| | <u>Adult</u> | | <u>Total</u> | <u>Adult</u> | | | <u>Total</u> | | | <u>%</u> |
|---|--------------|--------------|--------------|--------------|---------------|------------|--------------|--------------|-----|----------|
| | <u>Dog</u> | <u>Puppy</u> | <u>Dog</u> | <u>Cat</u> | <u>Kitten</u> | <u>Cat</u> | <u>Other</u> | <u>Total</u> | | |
| Total Live Release⁽¹⁾ | 139 | 9 | 148 | 132 | 175 | 307 | 6 | 461 | 94% | |

⁽¹⁾ Calculated as follows: total positive outcomes/total outcomes

Total Outcomes

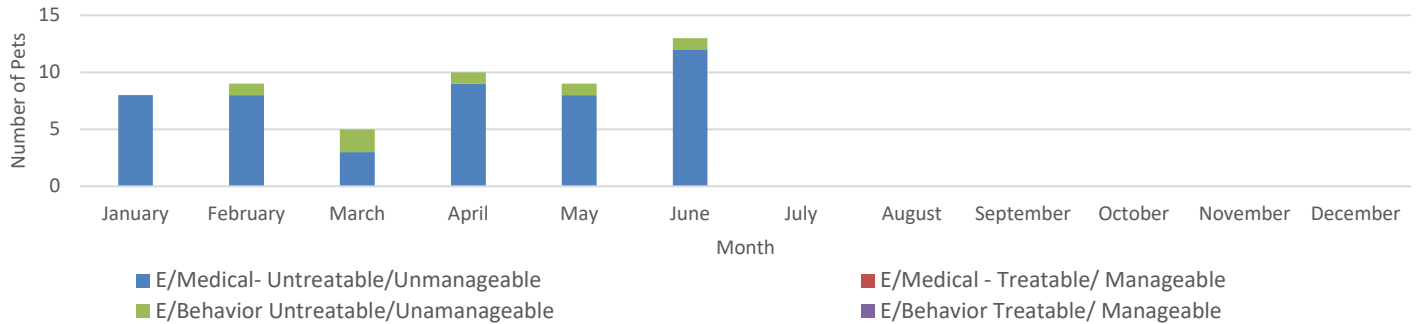
| | <u>Adult</u> | | <u>Total</u> | <u>Adult</u> | | | <u>Total</u> | | | <u>% of total</u> |
|-------------------------------|--------------|--------------|--------------|--------------|---------------|------------|--------------|--------------|-------------|-------------------|
| | <u>Dog</u> | <u>Puppy</u> | <u>Dog</u> | <u>Cat</u> | <u>Kitten</u> | <u>Cat</u> | <u>Other</u> | <u>Total</u> | | |
| Return to Home | 33 | 2 | 35 | 2 | 0 | 2 | 2 | 39 | 8% | |
| Adoption ⁽²⁾ | 102 | 6 | 108 | 126 | 174 | 300 | 4 | 412 | 84% | |
| Rescue Transfer | 4 | 1 | 5 | 4 | 1 | 5 | 0 | 10 | 2% | |
| Shelter Euthanasia | 2 | 0 | 2 | 5 | 5 | 10 | 1 | 13 | 2.6% | |
| Euthanasia Services Surrender | 4 | 0 | 4 | 1 | 1 | 2 | 0 | 6 | 1% | |
| Died | 2 | 0 | 2 | 2 | 9 | 11 | 0 | 13 | 2.6% | |
| Total | 147 | 9 | 156 | 140 | 190 | 330 | 7 | 493 | 100% | |

⁽²⁾ Mighty Mouser Program Adoptions totaled 127 cats and kittens

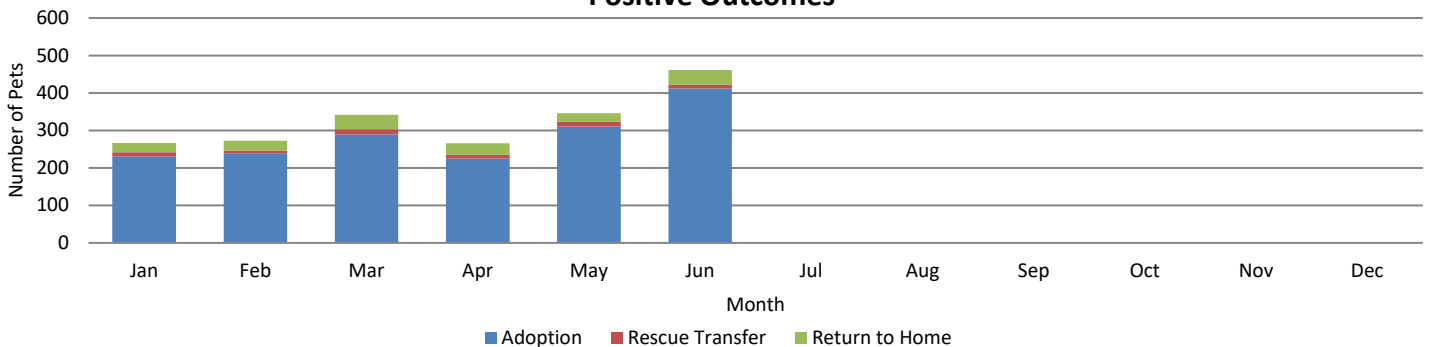
Shelter Euthanasia Reasons

| | <u>Adult</u> | | <u>Total</u> | <u>Adult</u> | | | <u>Total</u> | | | <u>%Euth</u> |
|--------------|--------------|--------------|--------------|--------------|---------------|------------|--------------|--------------|-------------|--------------|
| | <u>Dog</u> | <u>Puppy</u> | <u>Dog</u> | <u>Cat</u> | <u>Kitten</u> | <u>Cat</u> | <u>Other</u> | <u>Total</u> | | |
| Behavior | 1 | 0 | 1 | 0 | 0 | 0 | 0 | 1 | 8% | |
| Medical | 1 | 0 | 1 | 5 | 5 | 10 | 1 | 12 | 92% | |
| Total | 2 | 0 | 2 | 5 | 5 | 10 | 1 | 13 | 100% | |

Shelter Euthanasia Reasons



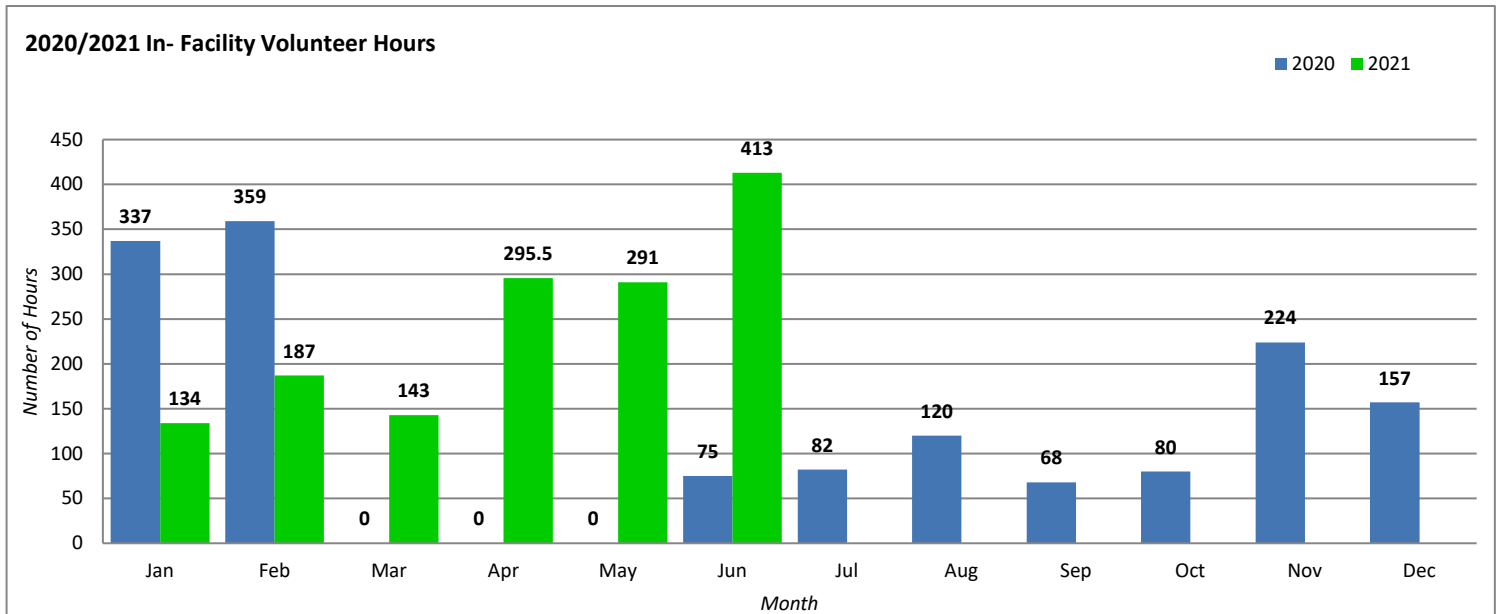
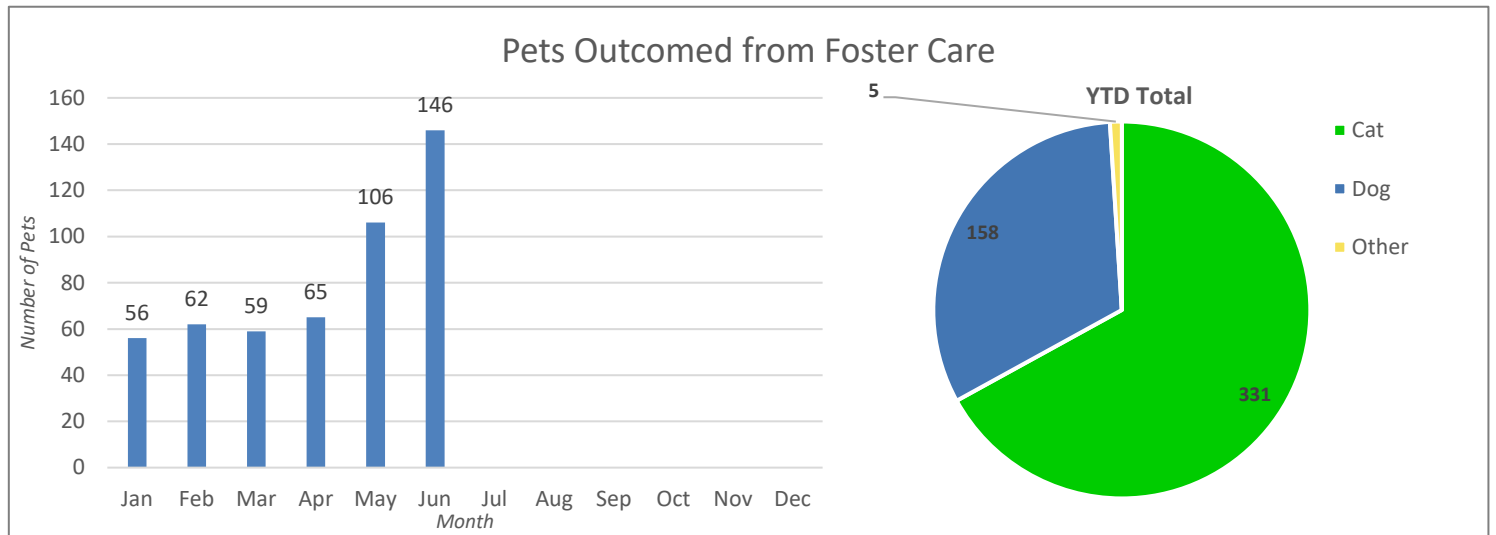
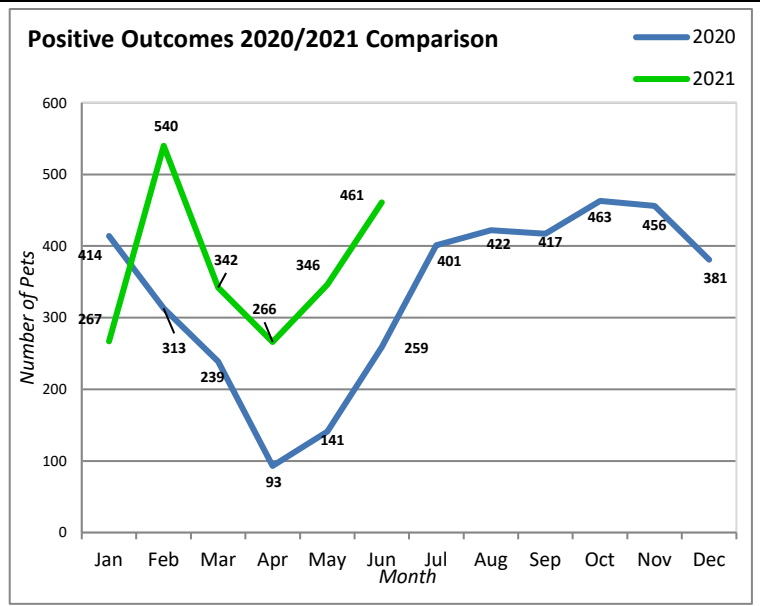
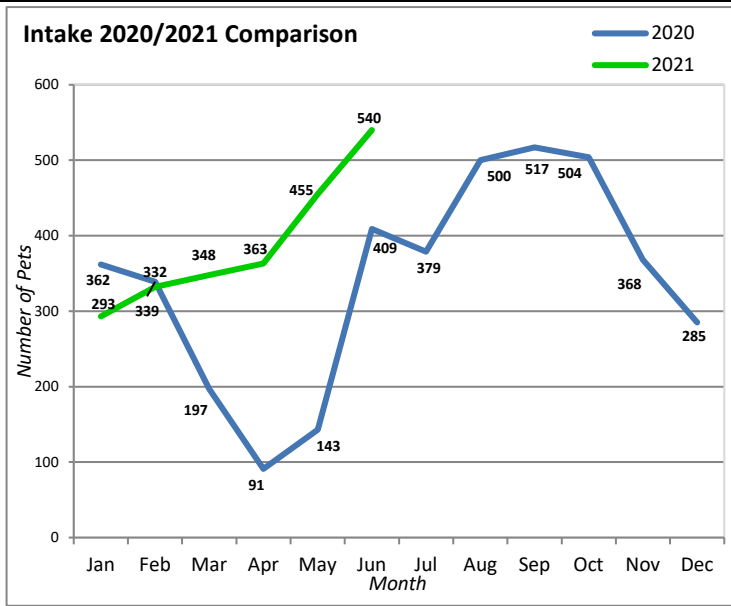
Positive Outcomes



Burlington Animal Services

Statistical Report- June 2021

Activity Comparison Statistics



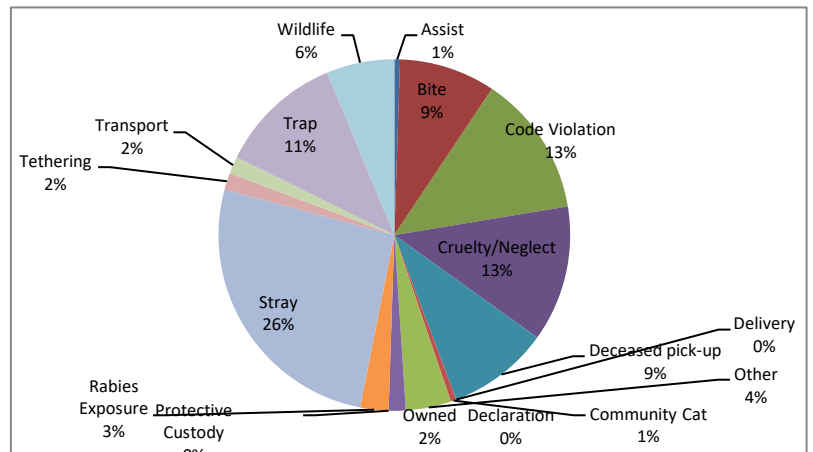
Burlington Animal Services

Statistical Report- June 2021

Field Services

| | | |
|---|---------------------------|------------|
| activities related to assisting other agencies such as police or fire, and providing assistance to the public for animal related matters in the field | Assist | 1 |
| field activities involving animal bites | Bite | 17 |
| field activities related to complaints of code violations involving barking, nuisance, abandoned pets, fowl, over the limit of number of dogs etc | Code Violation | 25 |
| field activities involving complaints/ investigations of cruelty and/or neglect | Cruelty/Neglect | 24 |
| pick-up and removal of deceased animals | Deceased pick-up | 18 |
| field activities involving § 67-4 and § 130A-200- dangerous and vicious dogs | Declaration | 0 |
| Delivery of supplies/food for fosters and community members in need (finders of stray pets; owners needing emergency assistance) | Delivery | 0 |
| activities related to the Mighty Mousers Program; counseling, transport assistance; nuisance deterrent education/ deployment | Community Cat | 1 |
| field activities not included in the other categories such as court, special events etc | Other | 8 |
| activities related to field pick up of surrendered animals; notice for recovery of owned animal at shelter | Owned | 3 |
| field activities involving temporary custody of owned animals | Protective Custody | 0 |
| field activities involving potential rabies exposure to human or domestic animal | Rabies Exposure | 5 |
| field calls related to domestic animals at large | Stray | 50 |
| activities involving complaints related to tethering ordinance | Tethering | 3 |
| transport of animals from fosters to adopters or agency to agency transports | Transport | 3 |
| field activities related to trapping domestic animals | Trap | 22 |
| activities related to wildlife | Wildlife | 12 |
| | Total | 192 |

Call Response- Visits in Community per day: **6.4**



Monthly Field Services Responses 2020/ 2021

