

Burlington Animal Services

Statistical Report-April 2021

Animal Intakes

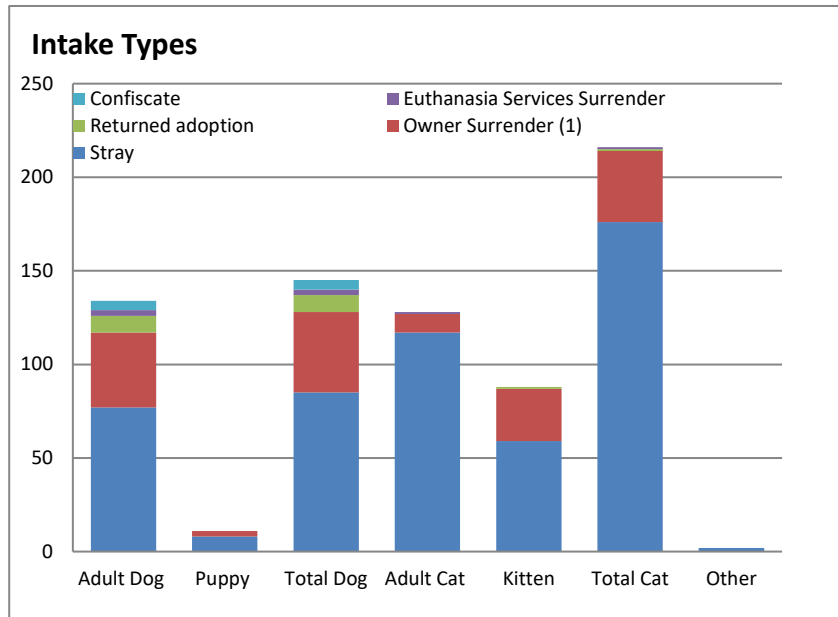
Intake Types

	<u>Adult</u>		<u>Total</u>	<u>Adult</u>		<u>Total</u>	<u>Other</u>	<u>Total</u>
	<u>Doq</u>	<u>Puppy</u>	<u>Doq</u>	<u>Cat</u>	<u>Kitten</u>	<u>Cat</u>		
Stray	77	8	85	117	59	176	2	263
Owner Surrender ⁽¹⁾	40	3	43	10	28	38	0	81
Returned adoption	9	0	9	0	1	1	0	10
Euthanasia Services Surrender	3	0	3	1	0	1	0	4
Confiscate	5	0	5	0	0	0	0	5
Total	134	11	145	128	88	216	2	363

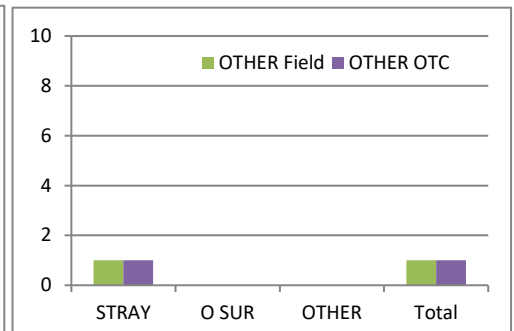
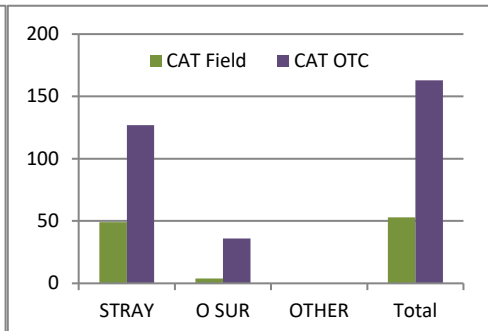
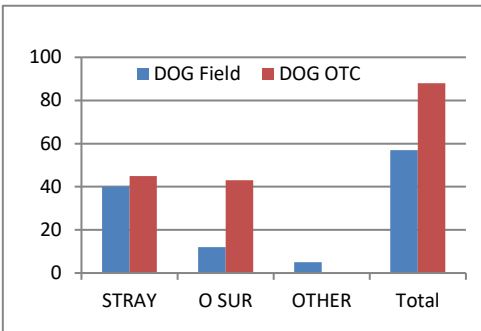
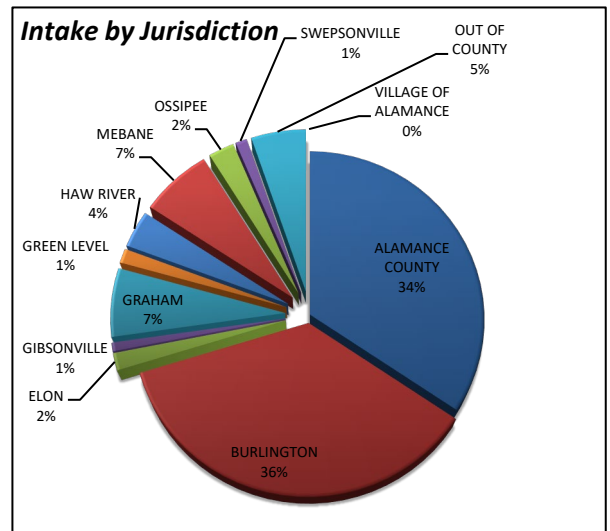
⁽¹⁾ Partner Agency Transfer= 10 dogs

Intake Jurisdiction

<u>Jurisdiction</u>	<u>Total</u>	<u>%</u>
ALAMANCE COUNTY	125	34%
BURLINGTON	130	36%
ELON	6	2%
GIBSONVILLE	3	1%
GRAHAM	24	7%
GREEN LEVEL	5	1%
HAW RIVER	13	4%
MEBANE	25	7%
OSSIPEE	9	2%
SWEPSONVILLE	4	1%
OUT OF COUNTY	19	5%
VILLAGE OF ALAMANCE	0	0%
Total	363	100%



		STRAY	O SUR	OTHER	Total
CAT	Field	49	4	0	53
	OTC	127	36	0	163
DOG	Field	40	12	5	57
	OTC	45	43	0	88
OTHER	Field	1	0	0	1
	OTC	1	0	0	1
Total		263	95	5	363



Burlington Animal Services

Statistical Report-April 2021

Animal Outcomes

	<u>Adult</u>		<u>Total</u>	<u>Adult</u>			<u>Total</u>			<u>%</u>
	<u>Dog</u>	<u>Puppy</u>	<u>Dog</u>	<u>Cat</u>	<u>Kitten</u>	<u>Cat</u>	<u>Other</u>	<u>Total</u>		
Total Live Release⁽¹⁾	122	13	135	115	15	130	1	266	92%	

⁽¹⁾ Calculated as follows: total positive outcomes/total outcomes

Total Outcomes

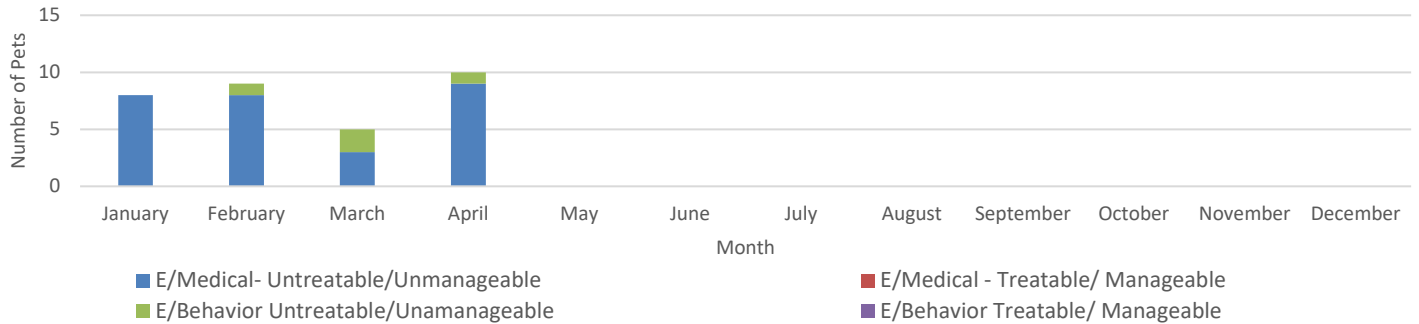
	<u>Adult</u>		<u>Total</u>	<u>Adult</u>			<u>Total</u>			<u>% of total</u>
	<u>Dog</u>	<u>Puppy</u>	<u>Dog</u>	<u>Cat</u>	<u>Kitten</u>	<u>Cat</u>	<u>Other</u>	<u>Total</u>		
Return to Home	31	0	31	0	0	0	0	31	11%	
Adoption ⁽²⁾	85	13	98	111	15	126	1	225	78%	
Rescue Transfer	6	0	6	4	0	4	0	10	3%	
Shelter Euthanasia	1	1	2	6	1	7	2	11	3.8%	
Euthanasia Services Surrender	3	0	3	1	0	1	0	4	1%	
Died	1	0	1	0	6	6	0	7	2.4%	
Total	127	14	141	122	22	144	3	288	100%	

⁽²⁾ Mighty Mouser Program Adoptions totaled 122 cats and kittens

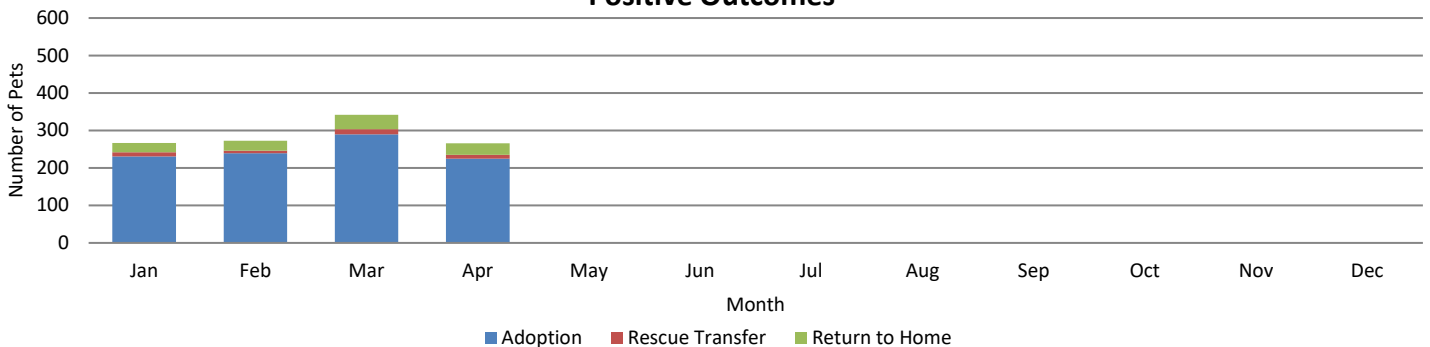
Shelter Euthanasia Reasons

	<u>Adult</u>		<u>Total</u>	<u>Adult</u>			<u>Total</u>			<u>%Euth</u>
	<u>Dog</u>	<u>Puppy</u>	<u>Dog</u>	<u>Cat</u>	<u>Kitten</u>	<u>Cat</u>	<u>Other</u>	<u>Total</u>		
Behavior	1	0	1	0	0	0	0	1	11%	
Medical	0	0	0	6	1	7	1	8	89%	
Total	1	0	1	6	1	7	1	9	100%	

Shelter Euthanasia Reasons



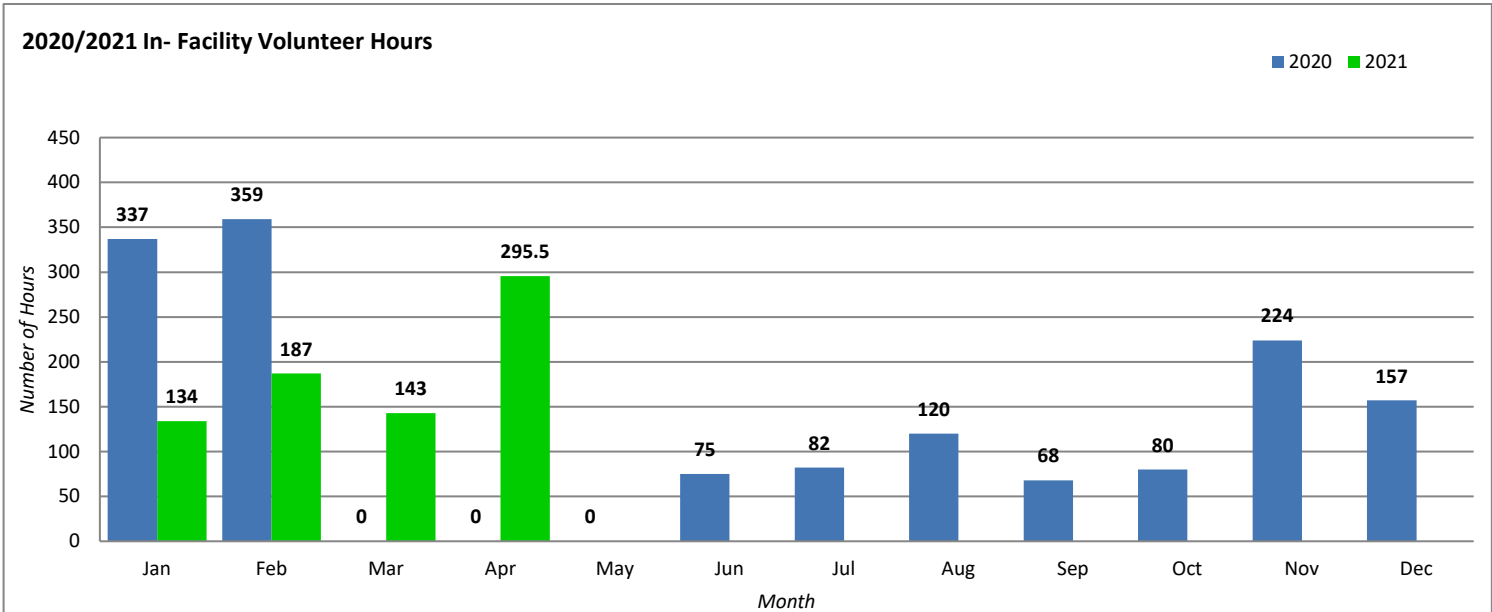
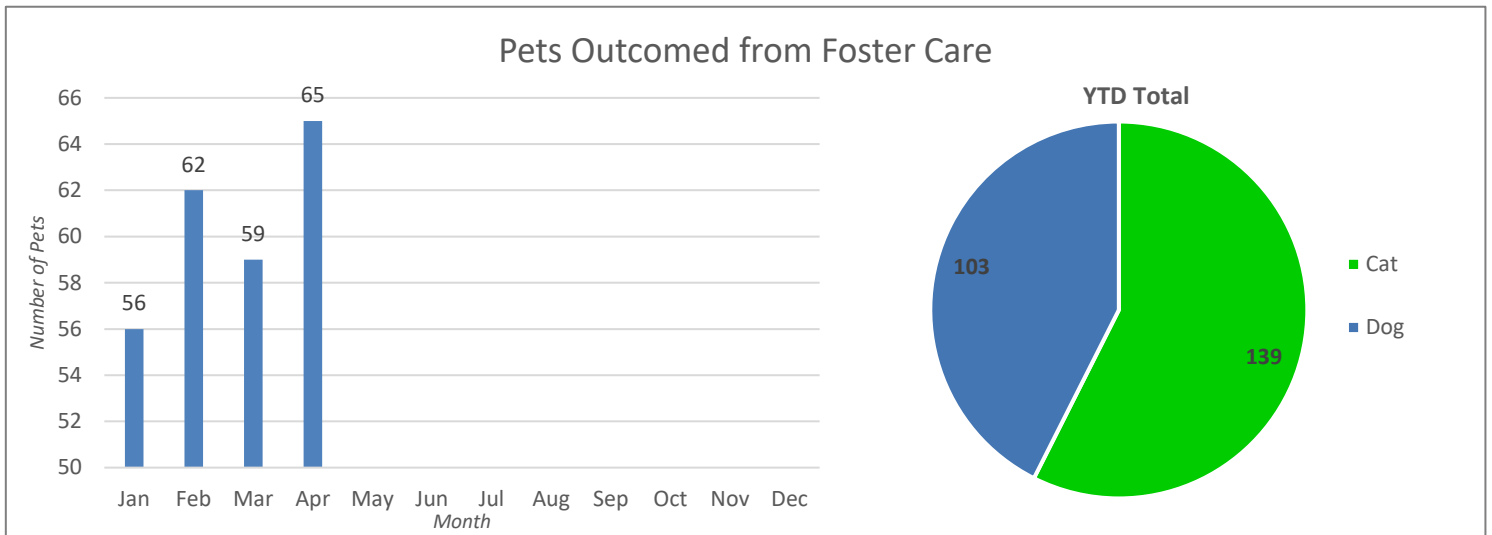
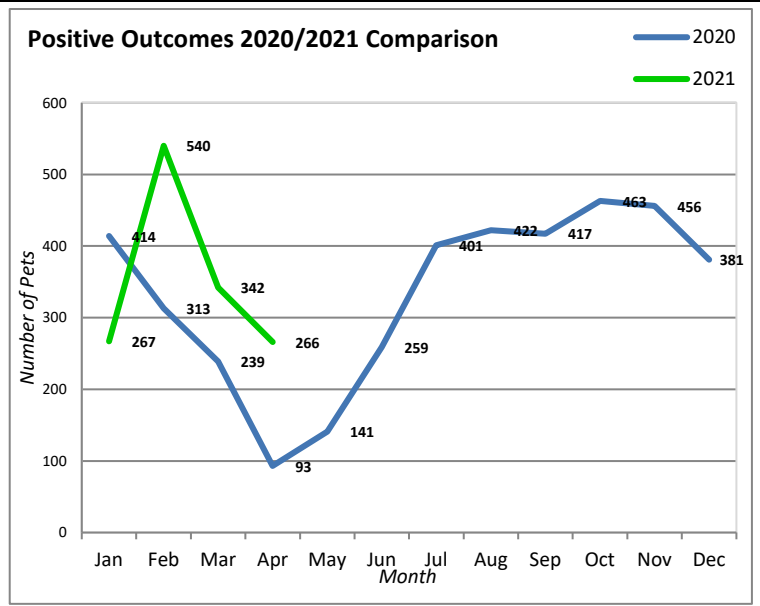
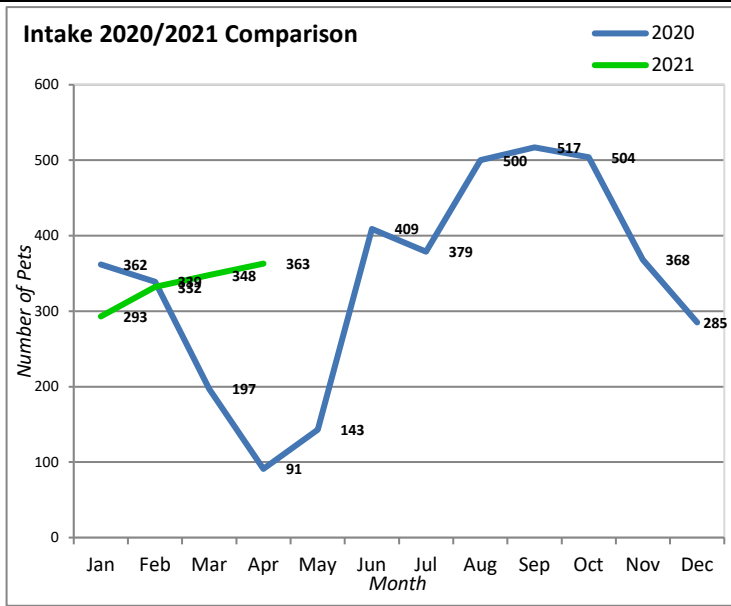
Positive Outcomes



Burlington Animal Services

Statistical Report-April 2021

Activity Comparison Statistics



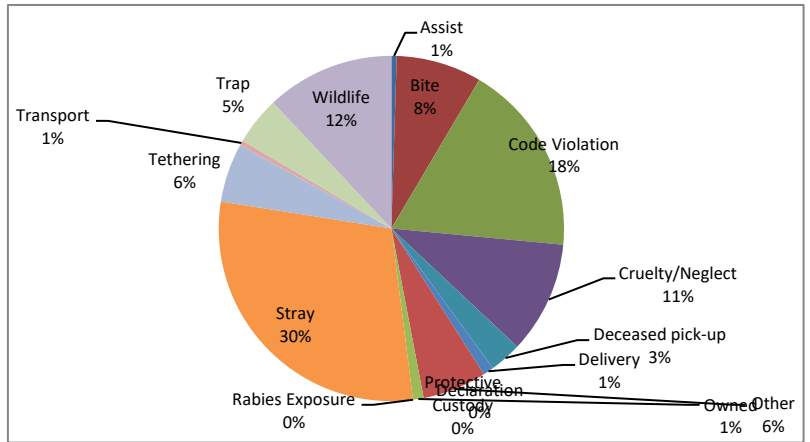
Burlington Animal Services

Statistical Report-April 2021

Field Services

activities related to assisting other agencies such as police or fire, and providing assistance to the public for animal related matters in the field	Assist	1
field activities involving animal bites	Bite	16
field activities related to complaints of code violations involving barking, nuisance, abandoned pets, fowl, over the limit of number of dogs etc	Code Violation	36
field activities involving complaints/ investigations of cruelty and/or neglect	Cruelty/Neglect	21
pick-up and removal of deceased animals	Deceased pick-up	6
field activities involving § 67-4 and § 130A-200- dangerous and vicious dogs	Declaration	0
delivery of supplies, food for fosters and community members in need (numbers of stray pets, owners needing emergency assistance)	Delivery	2
field activities not included in the other categories such as court, special events etc	Other	12
activities related to field pick up of surrendered animals; notice for recovery of owned animal at shelter	Owned	2
field activities involving temporary custody of owned animals	Protective Custody	0
field activities involving potential rabies exposure to human or domestic animal	Rabies Exposure	0
field calls related to domestic animals at large	Stray	59
activities involving complaints related to tethering ordinance	Tethering	11
transport of animals from fosters to adopters or agency to agency transports	Transport	1
field activities related to trapping domestic animals	Trap	9
activities related to wildlife	Wildlife	24
	Total	200

Call Response- Visits in Community per day: 6.7



Monthly Field Services Responses 2020/ 2021

