

Burlington Animal Services

Statistical Report- February 2021

Animal Intakes

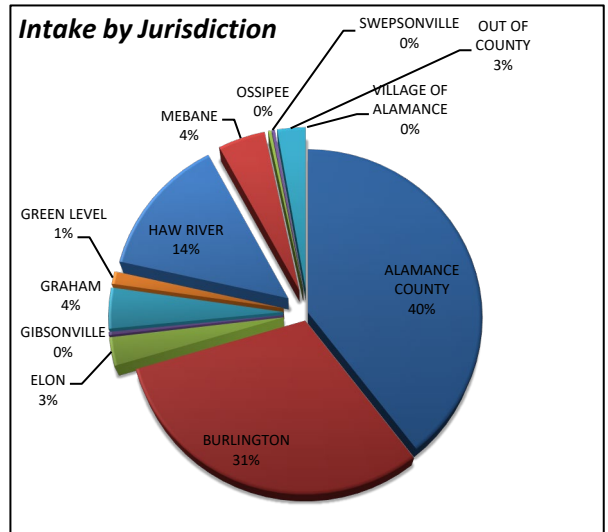
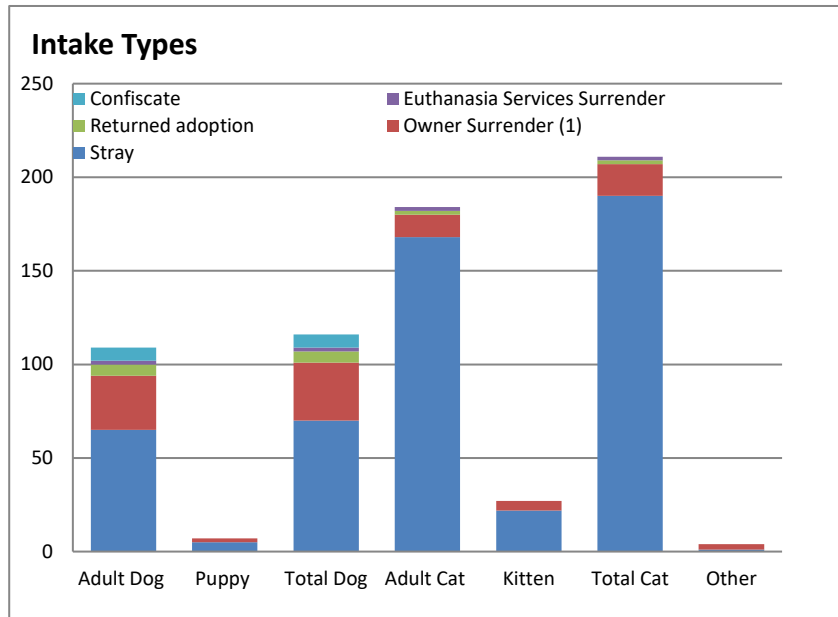
Intake Types

	Adult		Total	Adult		Total	Other	Total
	Doq	Puppy		Doq	Cat			
Stray	65	5	70	168	22	190	1	261
Owner Surrender ⁽¹⁾	29	2	31	12	5	17	3	51
Returned adoption	6	0	6	2	0	2	0	8
Euthanasia Services Surrender	2	0	2	2	0	2	0	4
Confiscate	7	0	7	0	0	0	0	7
Total	109	7	116	184	27	211	4	331

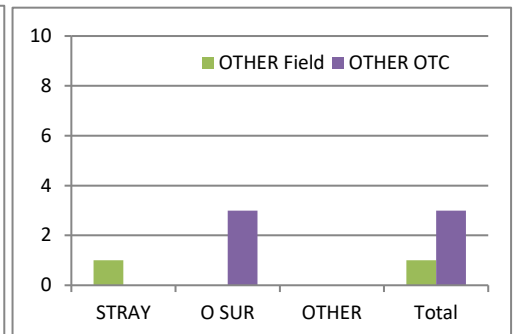
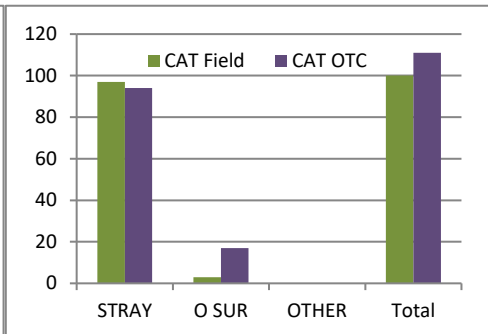
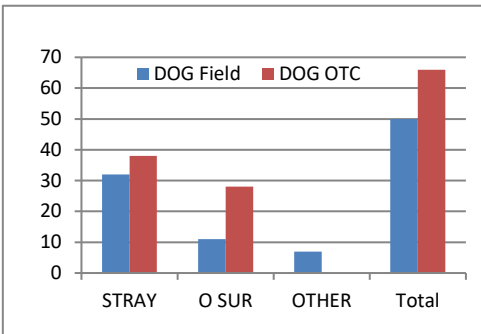
⁽¹⁾ Partner Agency Transfer= 3 dogs

Intake Jurisdiction

Jurisdiction	Total	%
ALAMANCE COUNTY	131	40%
BURLINGTON	102	31%
ELON	9	3%
GIBSONVILLE	1	0%
GRAHAM	13	4%
GREEN LEVEL	4	1%
HAW RIVER	45	14%
MEBANE	15	5%
OSSIPEE	1	0%
SWEPSONVILLE	1	0%
OUT OF COUNTY	9	3%
VILLAGE OF ALAMANCE	0	0%
Total	331	100%



	Field	STRAY	O SUR	OTHER	Total
		CAT	97	3	0
	OTC	94	17	0	111
	Field	32	11	7	50
DOG	OTC	38	28	0	66
	Field	1	0	0	1
OTHER	OTC	0	3	0	3
Total		262	62	7	331



Burlington Animal Services

Statistical Report- February 2021

Animal Outcomes

	<u>Adult</u> <u>Dog</u>	<u>Puppy</u>	<u>Total</u> <u>Dog</u>	<u>Adult</u> <u>Cat</u>	<u>Kitten</u>	<u>Total</u> <u>Cat</u>	<u>Other</u>	<u>Total</u>	<u>%</u>
Total Live Release⁽¹⁾	83	5	88	141	37	178	4	270	95%

⁽¹⁾ Calculated as follows: total positive outcomes/total outcomes

Total Outcomes

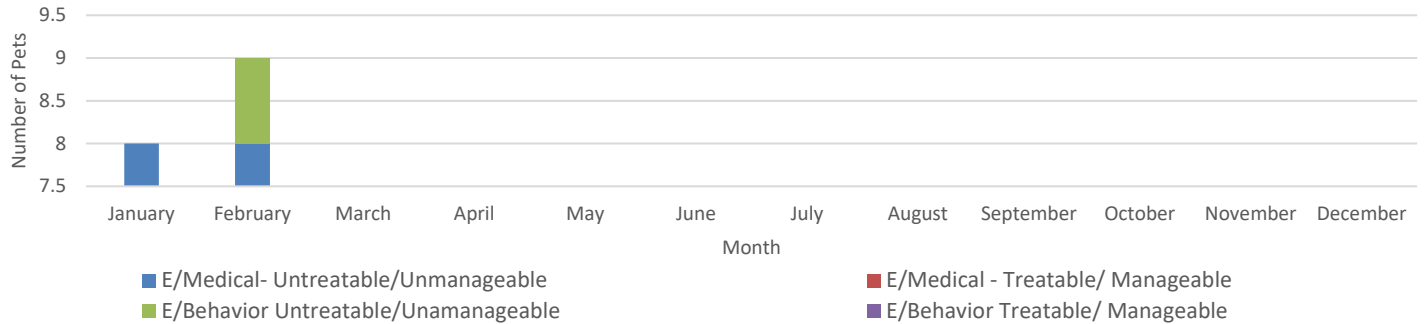
	<u>Adult</u> <u>Dog</u>	<u>Puppy</u>	<u>Total</u> <u>Dog</u>	<u>Adult</u> <u>Cat</u>	<u>Kitten</u>	<u>Total</u> <u>Cat</u>	<u>Other</u>	<u>Total</u>	<u>% of</u> <u>total</u>
Return to Home	20	0	20	7	0	7	0	27	9%
Adoption ⁽²⁾	58	4	62	133	37	170	4	236	83%
Rescue Transfer	5	1	6	1	0	1	0	7	2%
Shelter Euthanasia	4	0	4	5	0	5	0	9	3.2%
Euthanasia Services Surrender	2	0	2	3	0	3	0	5	2%
Died	0	0	0	0	0	0	1	1	0.4%
Total	89	5	94	149	37	186	5	285	100%

⁽²⁾ Mighty Mouser Program Adoptions totaled 89 cats and kittens

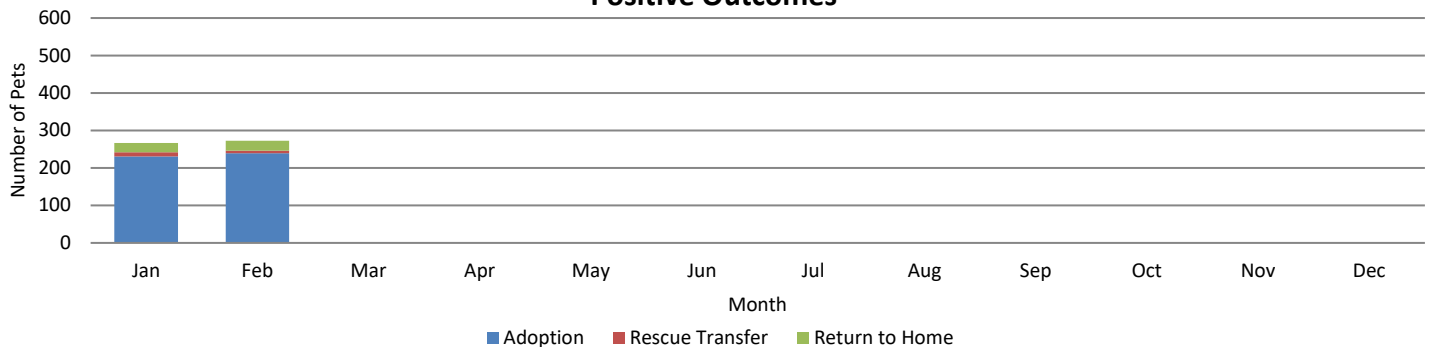
Shelter Euthanasia Reasons

	<u>Adult</u> <u>Dog</u>	<u>Puppy</u>	<u>Total</u> <u>Dog</u>	<u>Adult</u> <u>Cat</u>	<u>Kitten</u>	<u>Total</u> <u>Cat</u>	<u>Other</u>	<u>Total</u>	<u>%Euth</u>
Behavior	1	0	1	0	0	0	0	1	11%
Medical	3	0	3	5	0	5	0	8	89%
Total	4	0	4	5	0	5	0	9	100%

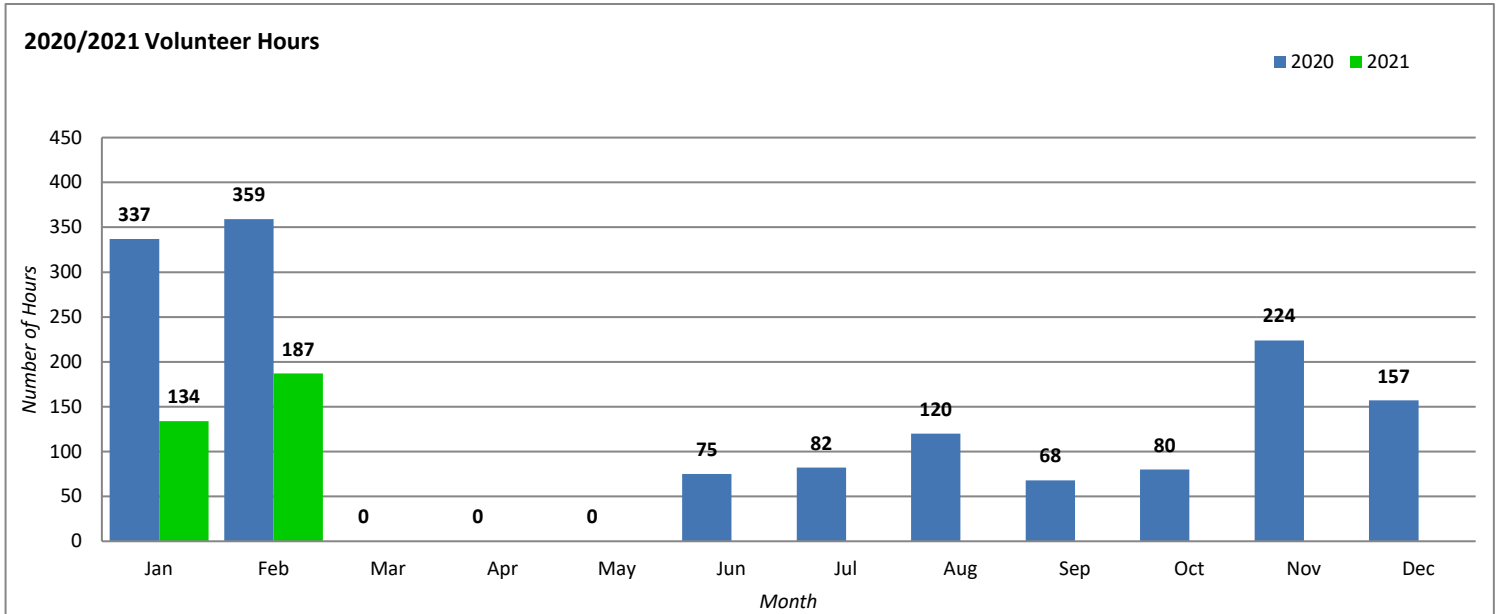
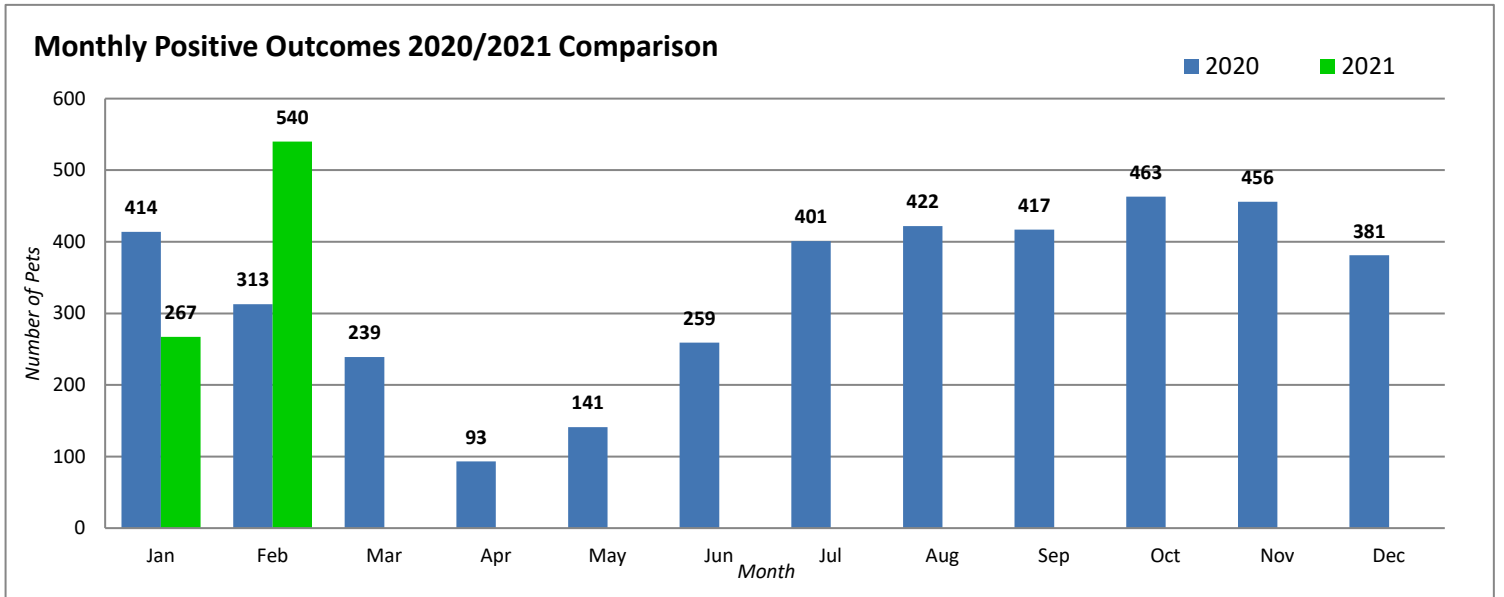
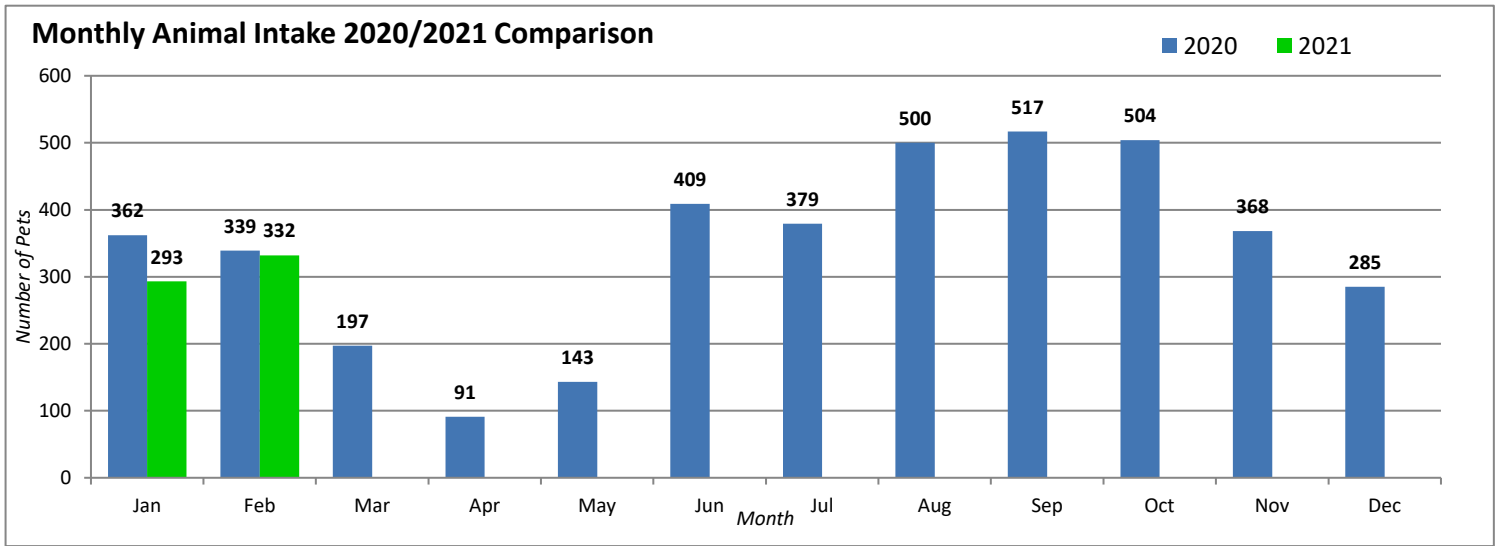
Shelter Euthanasia Reasons



Positive Outcomes



Activity Comparison Statistics



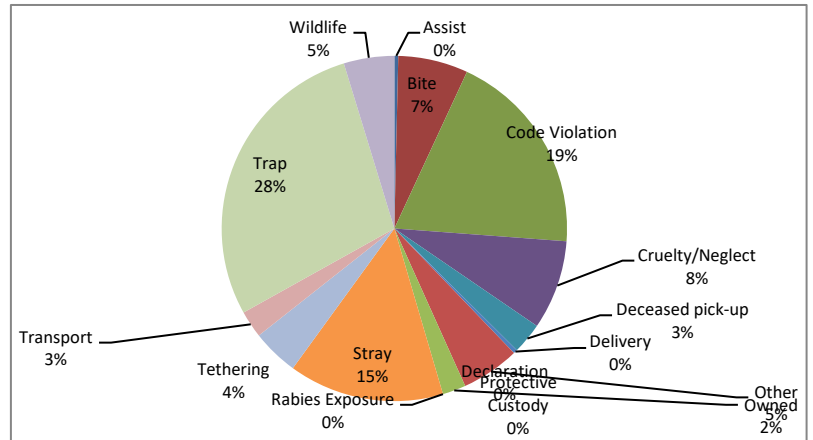
Burlington Animal Services

Statistical Report- February 2021

Field Services

activities related to assisting other agencies such as police or fire, and providing assistance to the public for animal related matters in the field	Assist	1
field activities involving animal bites	Bite	18
field activities related to complaints of code violations involving barking, nuisance, abandoned pets, fowl, over the limit of number of dogs etc	Code Violation	53
field activities involving complaints/ investigations of cruelty and/or neglect	Cruelty/Neglect	23
pick-up and removal of deceased animals	Deceased pick-up	8
field activities involving § 67-4 and § 130A-200- dangerous and vicious dogs	Declaration	0
delivery of supplies, food for fosters and community members in need (numbers of stray pets, owners needing emergency assistance)	Delivery	1
field activities not included in the other categories such as court, special events etc	Other	15
activities related to field pick up of surrendered animals; notice for recovery of owned animal at shelter	Owned	6
field activities involving temporary custody of owned animals	Protective Custody	0
field activities involving potential rabies exposure to human or domestic animal	Rabies Exposure	0
field calls related to domestic animals at large	Stray	40
activities involving complaints related to tethering ordinance	Tethering	12
transport of animals from fosters to adopters or agency to agency transports	Transport	7
field activities related to trapping domestic animals	Trap	78
activities related to wildlife	Wildlife	13
	Total	275

Call Response- Visits in Community per day: 9.8



Monthly Field Services Responses 2020/ 2021

