



**2020**  
**Annual Statistical Report**

Jessica Arias, Animal Services Director

221 Stone Quarry Rd. Burlington NC  
[animalservices@burlingtonnc.gov](mailto:animalservices@burlingtonnc.gov)  
[www.burlingtonnc.gov/pets](http://www.burlingtonnc.gov/pets)

# Burlington Animal Services

## 2020 Statistical Report

### Animal Intakes

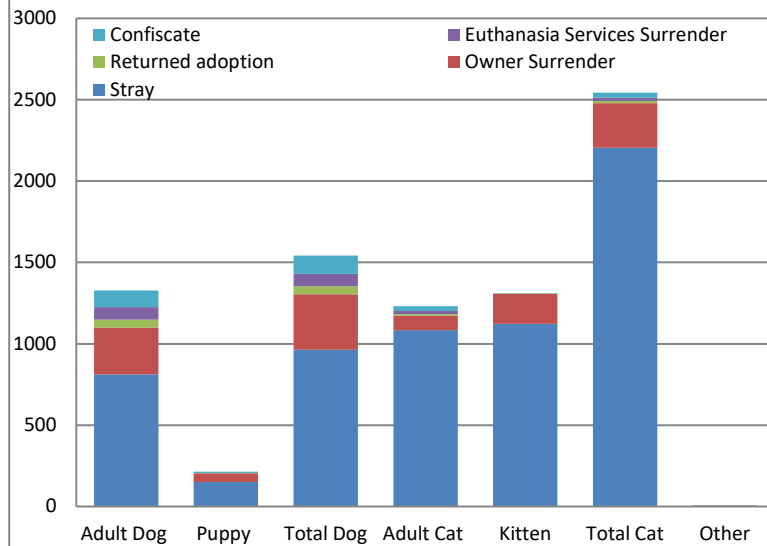
#### Intake Types

	<u>Adult Dog</u>	<u>Puppy</u>	<u>Total Dog</u>	<u>Adult Cat</u>	<u>Kitten</u>	<u>Total Cat</u>	<u>Other</u>	<u>Total</u>
Stray	812	152	964	1083	1123	2206	5	3175
Owner Surrender	288	53	341	90	183	273	3	617
Returned adoption	48	1	49	10	4	14	0	63
Euthanasia Services Surrender	77	0	77	19	0	19	0	96
Confiscate	103	9	112	29	2	31	0	143
<b>Total</b>	<b>1328</b>	<b>215</b>	<b>1543</b>	<b>1231</b>	<b>1312</b>	<b>2543</b>	<b>8</b>	<b>4094</b>

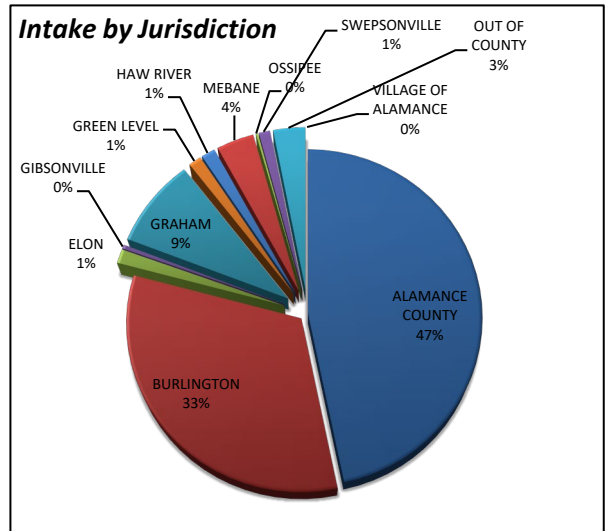
#### Intake Jurisdiction

<u>Jurisdiction</u>	<u>Total</u>	<u>%</u>
ALAMANCE COUNTY	1914	47%
BURLINGTON	1326	32%
ELON	55	1%
GIBSONVILLE	15	0%
GRAHAM	354	9%
GREEN LEVEL	50	1%
HAW RIVER	55	1%
MEBANE	147	4%
OSSIPEE	8	0%
SWEPSONVILLE	44	1%
OUT OF COUNTY	126	3%
VILLAGE OF ALAMANCE	0	0%
<b>Total</b>	<b>4094</b>	<b>100%</b>

#### Intake Types

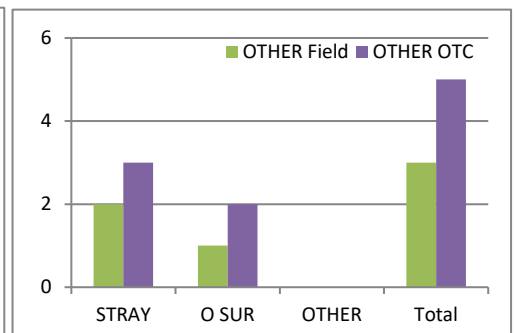
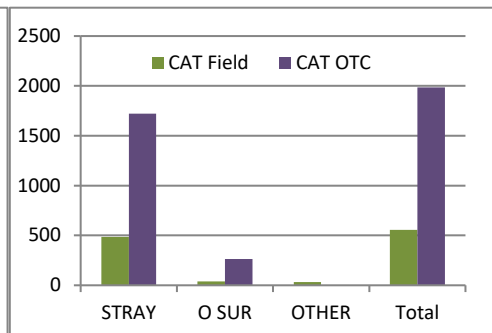
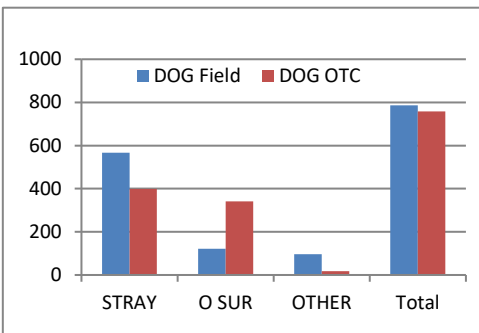


#### Intake by Jurisdiction



#### STRAY O SUR OTHER Total

	Field	OTC	Total
CAT	484	40	524
	1721	263	1986
DOG	567	122	689
	399	341	740
OTHER	2	1	3
	3	2	5
<b>Total</b>	<b>3176</b>	<b>769</b>	<b>4094</b>



Note: Wildlife Intake/Outcome is not included in this report

# Burlington Animal Services

## 2020 Statistical Report

### Animal Outcomes

	<u>Adult</u> <u>Dog</u>	<u>Puppy</u>	<u>Total</u> <u>Dog</u>	<u>Adult</u> <u>Cat</u>	<u>Kitten</u>	<u>Total</u> <u>Cat</u>	<u>Other</u>	<u>Total</u>	<u>%</u>
<b>Total Live Release</b> <sup>(1)</sup>	1243	213	1456	1251	1285	2536	9	<b>4001</b>	<b>94%</b>

<sup>(1)</sup> Calculated as follows: total positive outcomes/total outcomes

#### Total Outcomes

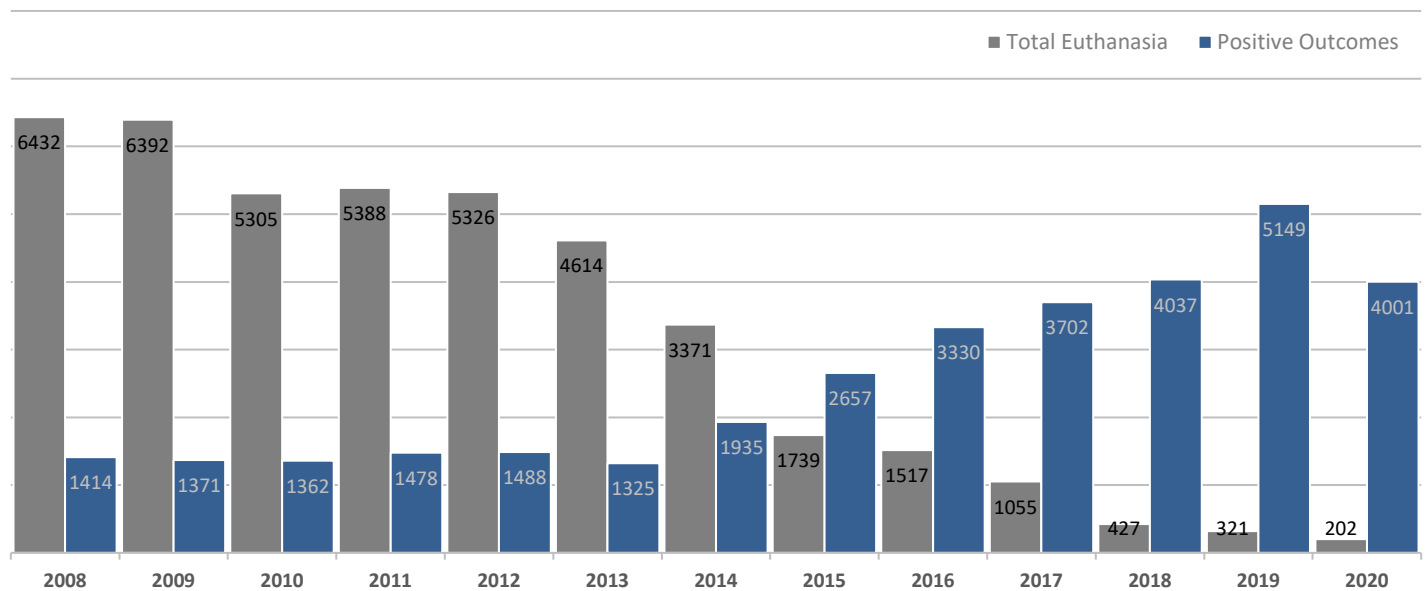
	<u>Adult</u> <u>Dog</u>	<u>Puppy</u>	<u>Total</u> <u>Dog</u>	<u>Adult</u> <u>Cat</u>	<u>Kitten</u>	<u>Total</u> <u>Cat</u>	<u>Other</u>	<u>Total</u>	<u>% of</u> <u>total</u>
Return to Owner (RTO)	356	15	371	39	7	46	1	418	10%
Adoption <sup>(2)</sup>	829	144	973	1113	1231	2344	7	3324	78%
Rescue Transfer	58	54	112	99	47	146	1	259	6%
Shelter Euthanasia	27	2	29	31	22	53	2	84	2%
Euthanasia Services Surrender	91	0	91	24	2	26	1	118	3%
Died	4	4	8	6	35	41	0	49	1.2%
<b>Total</b>	<b>1365</b>	<b>219</b>	<b>1584</b>	<b>1312</b>	<b>1344</b>	<b>2656</b>	<b>12</b>	<b>4252</b>	<b>100%</b>

<sup>(2)</sup> Mighty Mouser Program Adoptions totaled 1013 cats and kittens

#### Shelter Euthanasia Reasons

	<u>Adult</u> <u>Dog</u>	<u>Puppy</u>	<u>Total</u> <u>Dog</u>	<u>Adult</u> <u>Cat</u>	<u>Kitten</u>	<u>Total</u> <u>Cat</u>	<u>Other</u>	<u>Total</u>	<u>%Euth</u>
Behavior	13	0	13	0	0	0	0	13	15%
Medical	14	2	16	31	23	54	1	71	85%
<b>Total</b>	<b>27</b>	<b>2</b>	<b>29</b>	<b>31</b>	<b>23</b>	<b>54</b>	<b>1</b>	<b>84</b>	<b>100%</b>

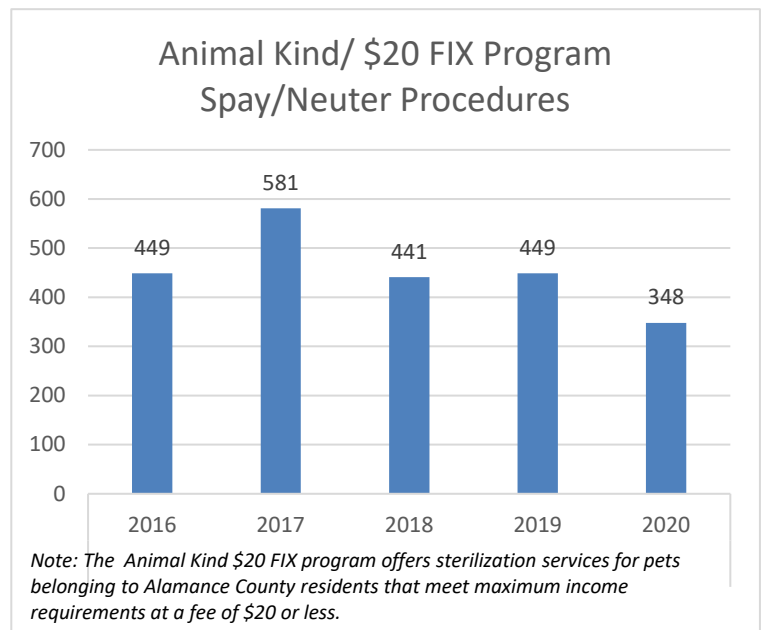
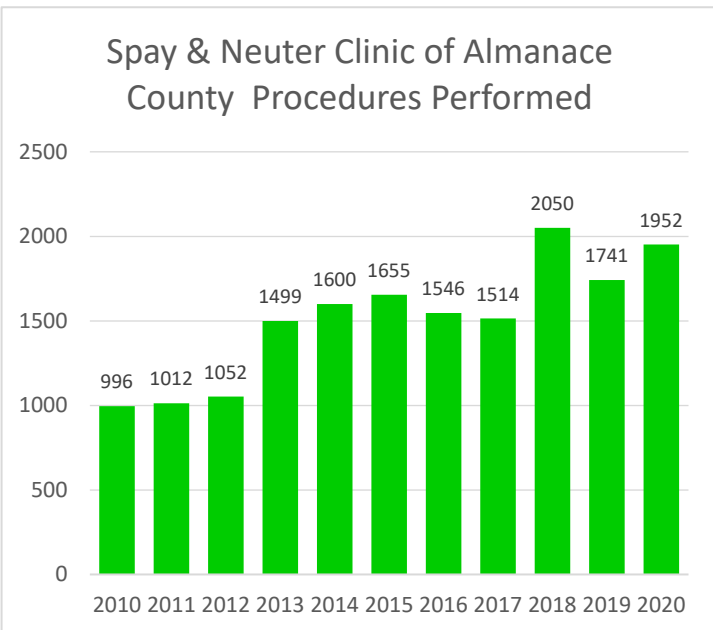
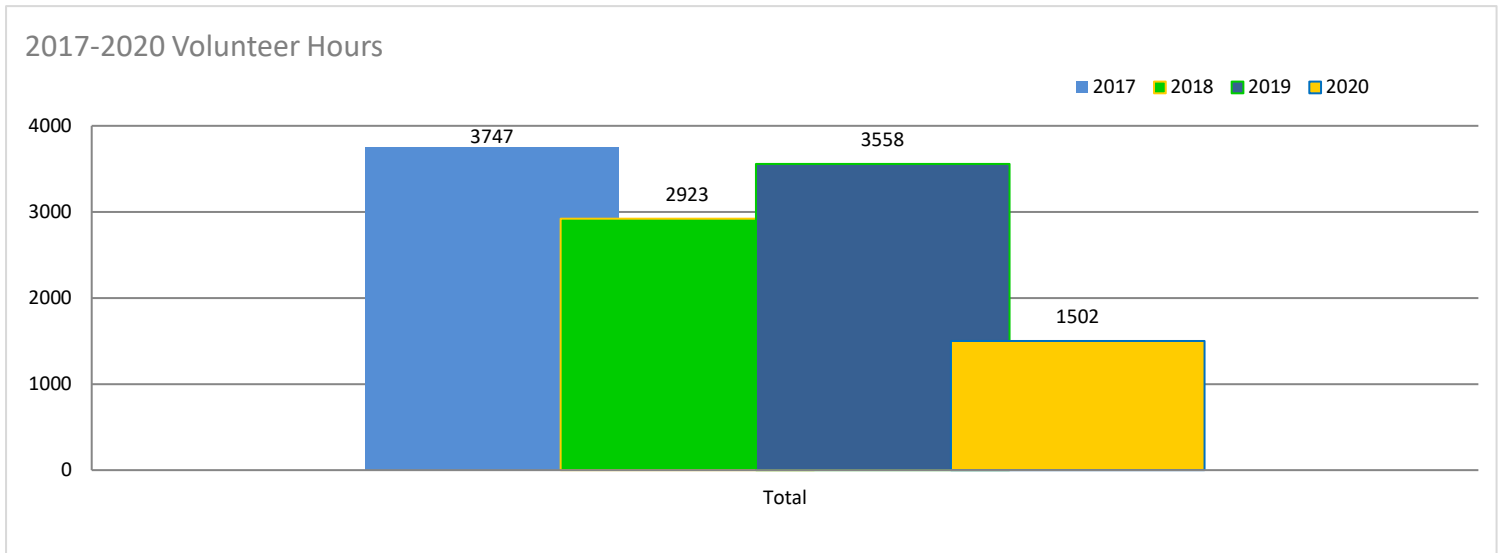
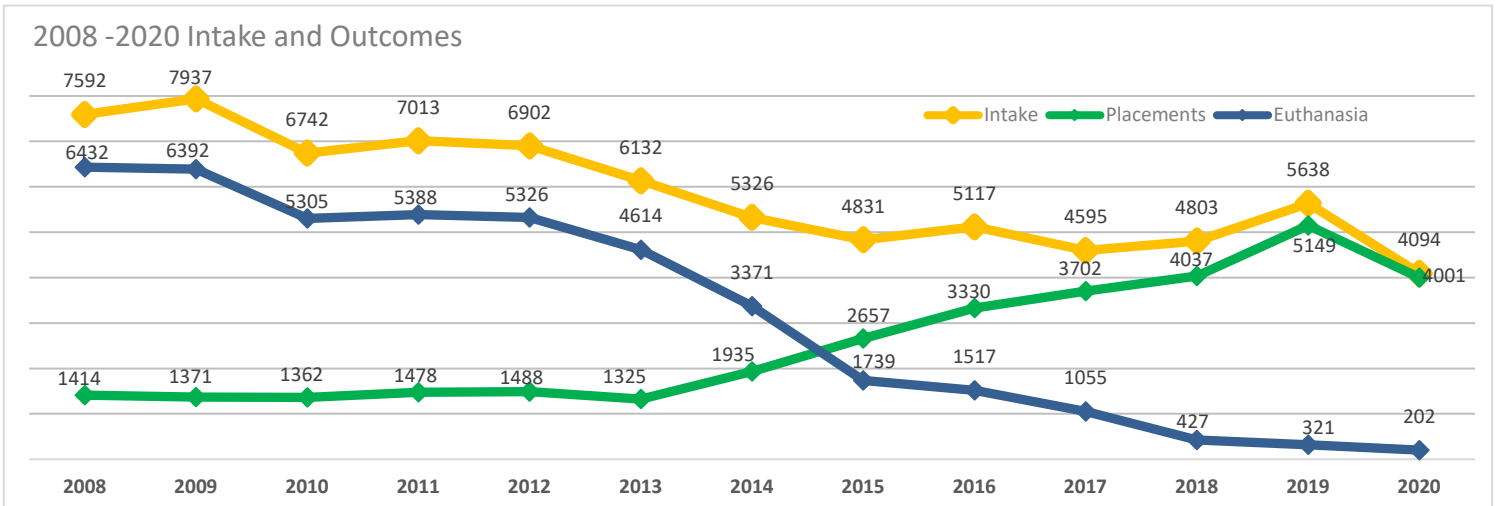
### 2008- 2020 Outcomes



# Burlington Animal Services

## 2020 Statistical Report

### Activity Comparison Statistics



# Burlington Animal Services

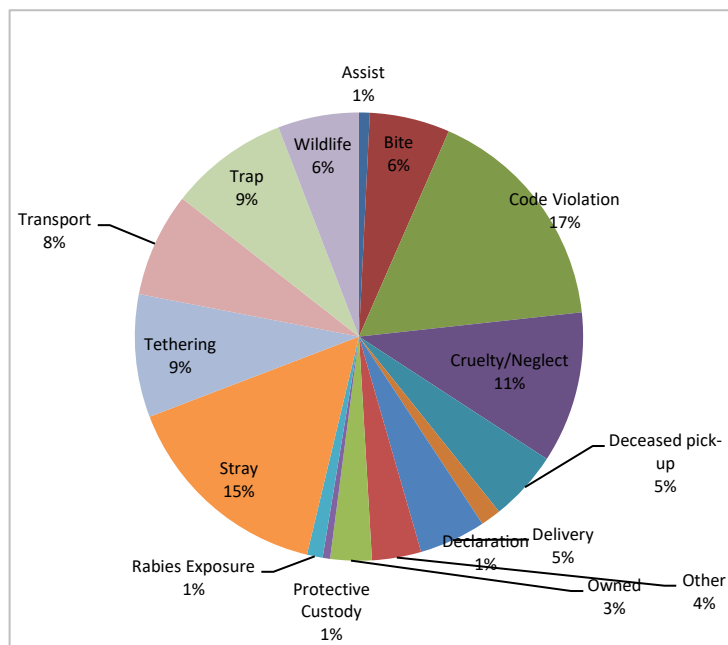
## 2020 Statistical Report

### Field Services

activities related to assisting other agencies such as police or fire, and providing assistance to the public for animal related matters in the field	Assist	26
field activities involving animal bites	Bite	194
field activities related to complaints of code violations involving barking, nuisance, abandoned pets, fowl, over the limit of number of dogs etc	Code Violation	560
field activities involving complaints/ investigations of cruelty and/or neglect	Cruelty/Neglect	366
pick-up and removal of deceased animals	Deceased pick-up	170
field activities involving § 67-4 and § 130A-200- dangerous and vicious dogs	Declaration	49
Delivery of supplies/food for fosters and community members in need (includes stray pets; owners needing emergency assistance)	Delivery	161
field activities not included in the other categories such as court, special events etc	Other	119
activities related to field pick up of surrendered animals; notice for recovery of owned animal at shelter	Owned	100
field activities involving temporary custody of owned animals	Protective Custody	18
field activities involving potential rabies exposure to human or domestic animal	Rabies Exposure	38
field calls related to domestic animals at large	Stray	518
activities involving complaints related to tethering ordinance	Tethering	297
transport of animals from fosters to adopters or agency to agency transports	Transport	252
field activities related to trapping domestic animals	Trap	288
activities related to wildlife	Wildlife	196
	<b>Total</b>	<b>3352</b>

Average Field Service Responses per day:

9.2



Annual Field Service Responses-  
City of Burlington

