

# Burlington Animal Services

Statistical Report- October 2020

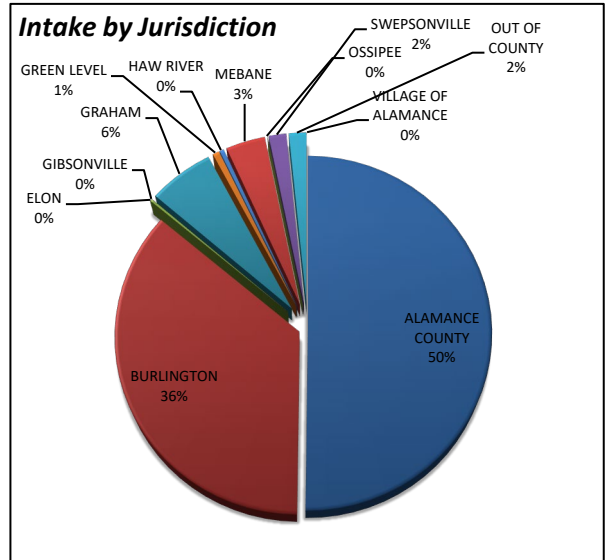
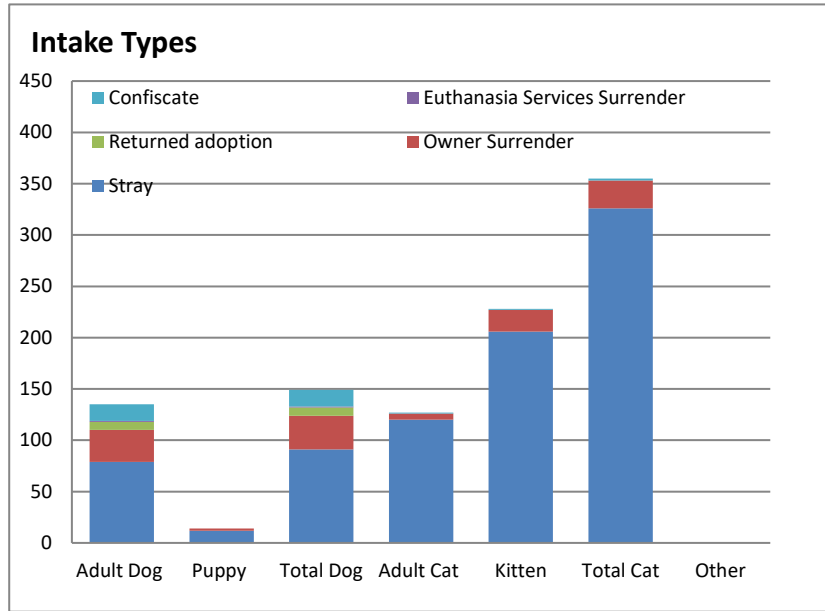
## Animal Intakes

### Intake Types

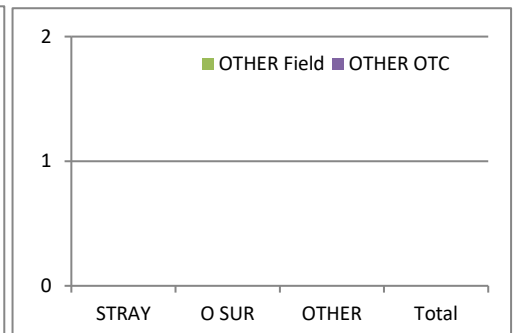
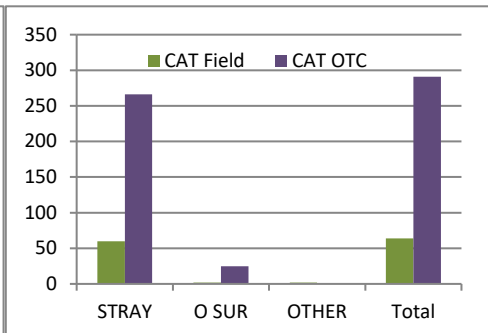
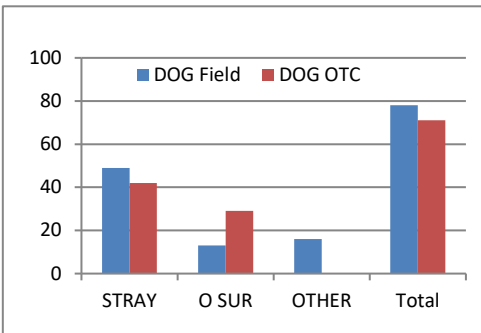
	Adult		Total	Adult		Total	Other	Total
	Doq	Puppy		Cat	Kitten			
Stray	79	12	91	120	206	326	0	417
Owner Surrender	31	2	33	6	21	27	0	60
Returned adoption	8	0	8	0	0	0	0	8
Euthanasia Services Surrender	1	0	1	0	0	0	0	1
Confiscate	16	0	16	1	1	2	0	18
<b>Total</b>	<b>135</b>	<b>14</b>	<b>149</b>	<b>127</b>	<b>228</b>	<b>355</b>	<b>0</b>	<b>504</b>

### Intake Jurisdiction

Jurisdiction	Total	%
ALAMANCE COUNTY	253	50%
BURLINGTON	181	36%
ELON	1	0%
GIBSONVILLE	0	0%
GRAHAM	30	6%
GREEN LEVEL	3	1%
HAW RIVER	2	0%
MEBANE	18	4%
OSSIPEE	0	0%
SWEPSONVILLE	8	2%
OUT OF COUNTY	8	2%
ALAMANCE	0	0%
<b>Total</b>	<b>504</b>	<b>100%</b>



		STRAY	O SUR	OTHER	Total
		CAT	Field 60	2	2
	OTC	266	25	0	291
DOG	Field	49	13	16	78
	OTC	42	29	0	71
OTHER	Field	0	0	0	0
	OTC	0	0	0	0
<b>Total</b>		<b>417</b>	<b>69</b>	<b>18</b>	<b>504</b>



# Burlington Animal Services

## Statistical Report- October 2020

### Animal Outcomes

	<u>Adult</u>		<u>Total</u>	<u>Adult</u>			<u>Total</u>		
	<u>Dog</u>	<u>Puppy</u>	<u>Dog</u>	<u>Cat</u>	<u>Kitten</u>	<u>Cat</u>	<u>Other</u>	<u>Total</u>	<u>%</u>
<b>Total Live Release <sup>(1)</sup></b>	118	12	130	152	181	333	0	<b>463</b>	<b>96%</b>

<sup>(1)</sup> Calculated as follows: total positive outcomes/total outcomes

#### Total Outcomes

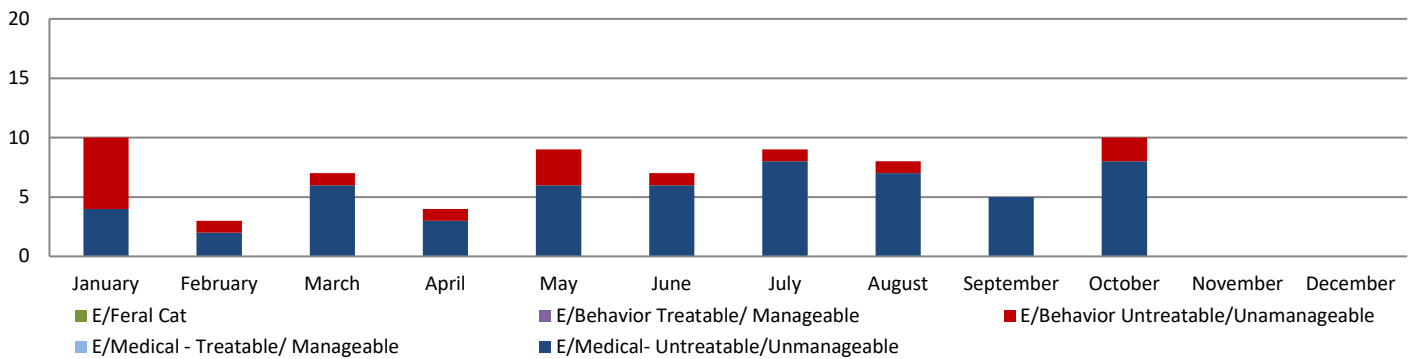
	<u>Adult</u>		<u>Total</u>	<u>Adult</u>			<u>Total</u>		<u>% of total</u>
	<u>Dog</u>	<u>Puppy</u>	<u>Dog</u>	<u>Cat</u>	<u>Kitten</u>	<u>Cat</u>	<u>Other</u>	<u>Total</u>	
Return to Owner (RTO)	30	2	32	2	1	3	0	35	7%
Adoption <sup>(2)</sup>	84	4	88	136	162	298	0	386	80%
Rescue Transfer	4	6	10	14	18	32	0	42	9%
Shelter Euthanasia	2	0	2	0	6	6	0	8	2%
Euthanasia Services Surrender	3	0	3	0	0	0	0	3	1%
Died/ DOA	0	0	0	1	9	10	0	10	2%
<b>Total</b>	<b>123</b>	<b>12</b>	<b>135</b>	<b>153</b>	<b>196</b>	<b>349</b>	<b>0</b>	<b>484</b>	<b>100%</b>

<sup>(2)</sup> Mighty Mouser Program Adoptions totaled 133 cats and kittens

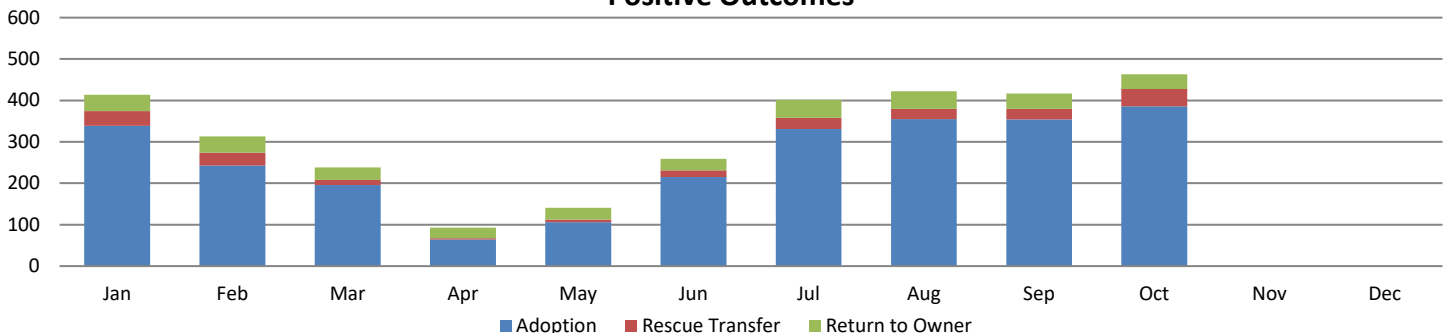
#### Shelter Euthanasia Reasons

	<u>Adult</u>		<u>Total</u>	<u>Adult</u>			<u>Total</u>		<u>%Euth</u>
	<u>Dog</u>	<u>Puppy</u>	<u>Dog</u>	<u>Cat</u>	<u>Kitten</u>	<u>Cat</u>	<u>Other</u>	<u>Total</u>	
Behavior	2	0	2	0	0	0	0	2	25%
Medical	0	0	0	0	6	6	0	6	75%
<b>Total</b>	<b>2</b>	<b>0</b>	<b>2</b>	<b>0</b>	<b>6</b>	<b>6</b>	<b>0</b>	<b>8</b>	<b>100%</b>

#### Shelter Euthanasia Reasons



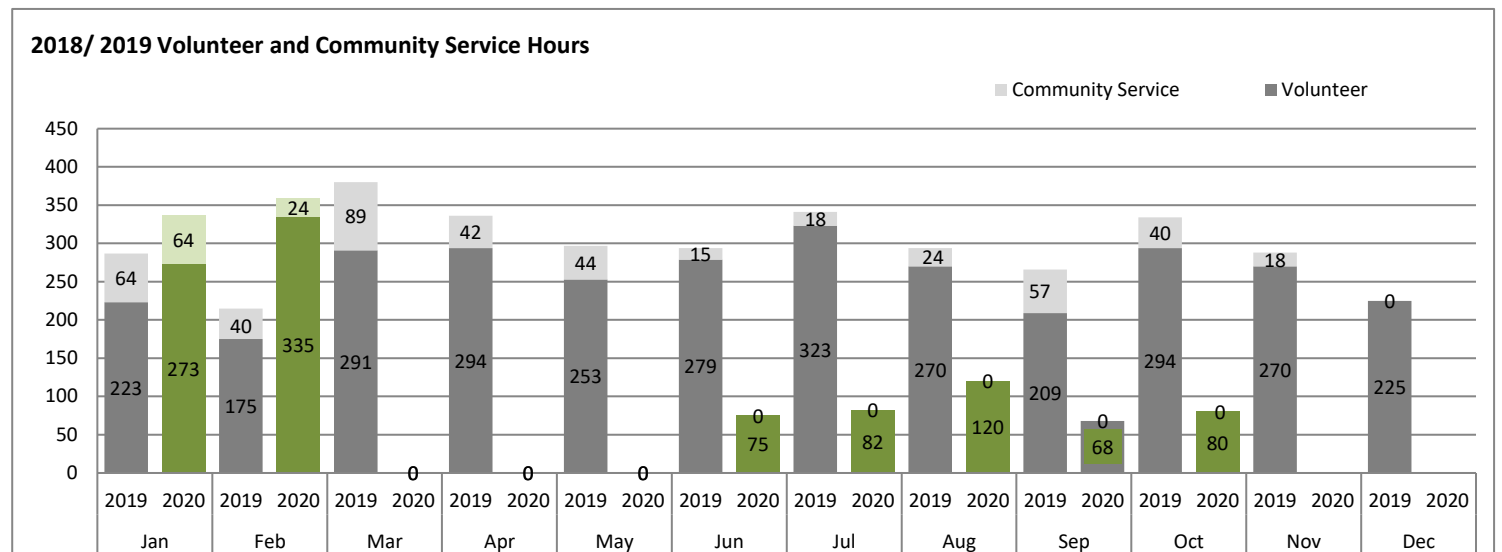
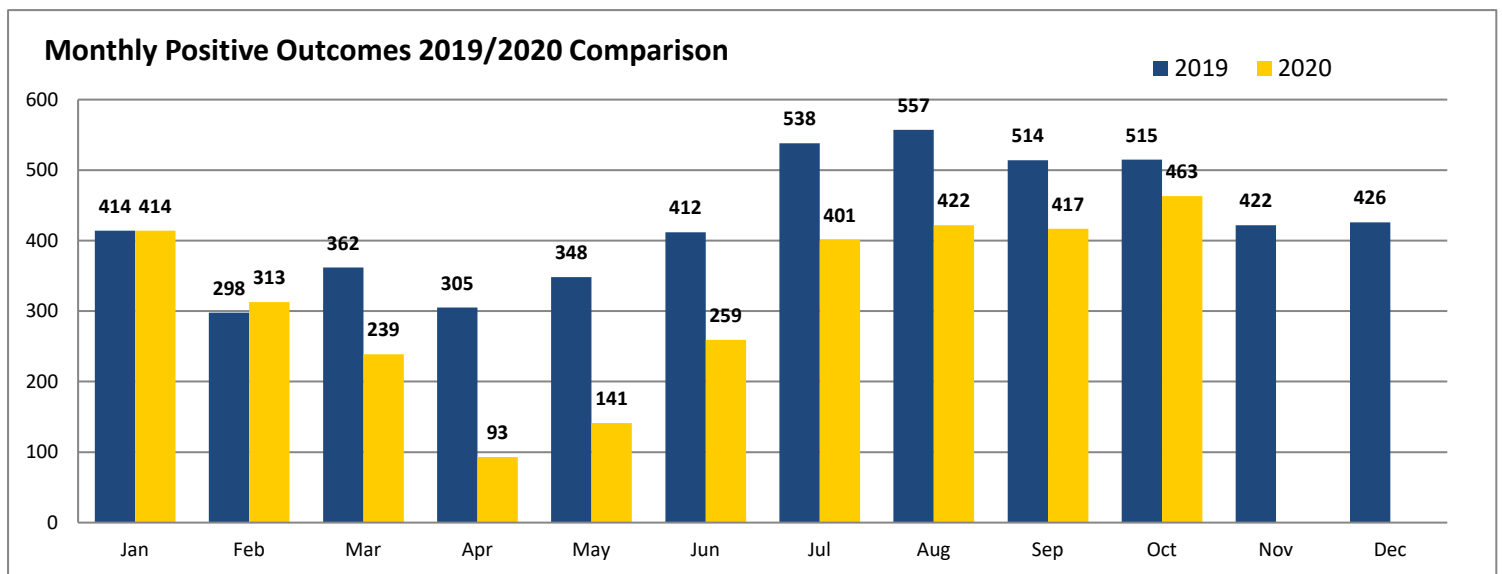
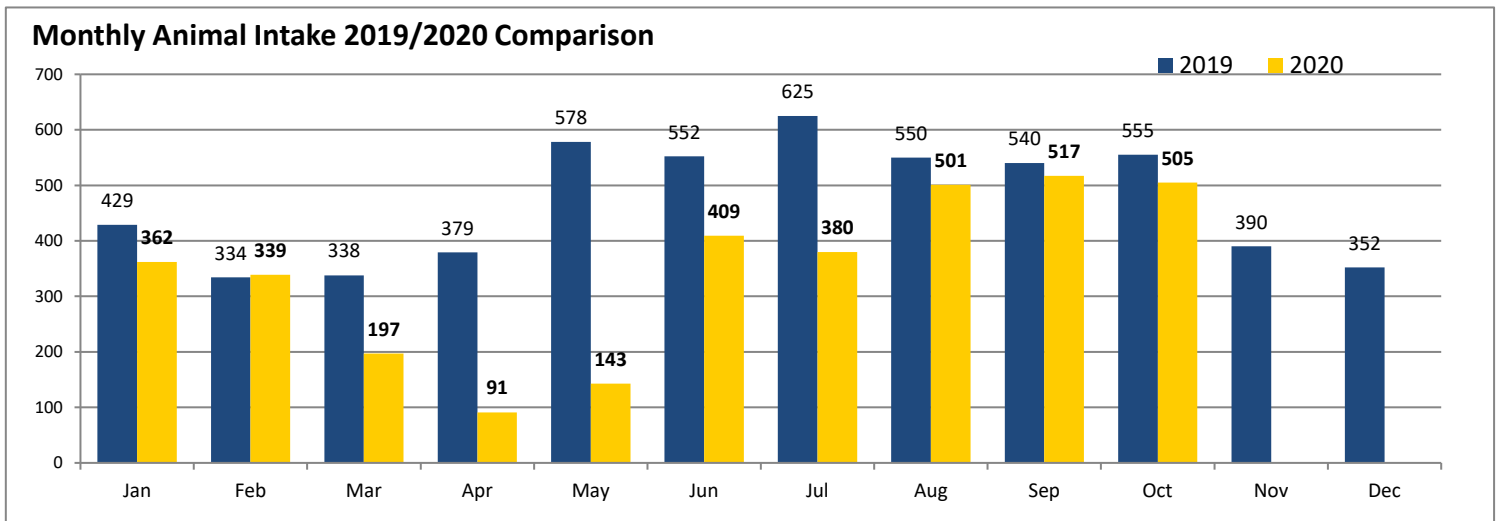
#### Positive Outcomes



# Burlington Animal Services

Statistical Report- October 2020

## Activity Comparison Statistics



# Burlington Animal Services

Statistical Report- October 2020

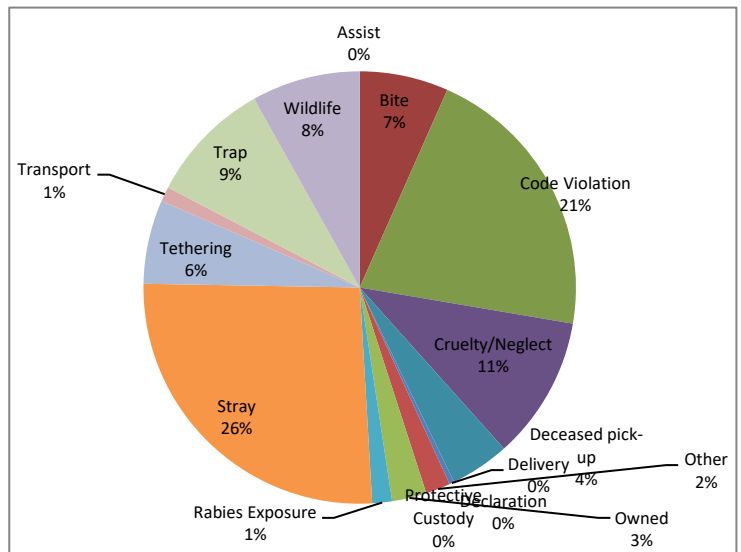
## Field Services

activities related to assisting other agencies such as police or fire, and providing assistance to the public for animal related matters in the field	Assist	0
field activities involving animal bites	Bite	18
field activities related to complaints of code violations involving barking, nuisance, abandoned pets, fowl, over the limit of number of dogs etc	Code Violation	57
field activities involving complaints/ investigations of cruelty and/or neglect	Cruelty/Neglect	29
pick-up and removal of deceased animals	Deceased pick-up	12
field activities involving § 67-4 and § 130A-200- dangerous and vicious dogs	Declaration	0
Delivery of supplies/food for fosters and community members in need (finders of stray pets; owners needing emergency assistance)	Delivery	1
field activities not included in the other categories such as court, special events etc	Other	5
activities related to field pick up of surrendered animals; notice for recovery of owned animal at shelter	Owned	7
field activities involving temporary custody of owned animals	Protective Custody	0
field activities involving potential rabies exposure to human or domestic animal	Rabies Exposure	4
field calls related to domestic animals at large	Stray	71
activities involving complaints related to tethering ordinance	Tethering	17
transport of animals from fosters to adopters or agency to agency transports	Transport	3
field activities related to trapping domestic animals	Trap	25
activities related to wildlife	Wildlife	22

**Total 271**

**Average Field Service Responses per day:**

**8.7**



### Monthly Field Services Responses 2019/ 2020

