

Burlington Animal Services

Statistical Report- November 2020

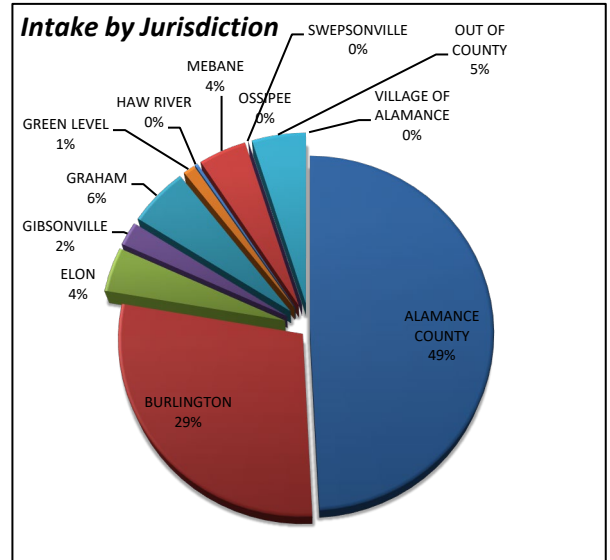
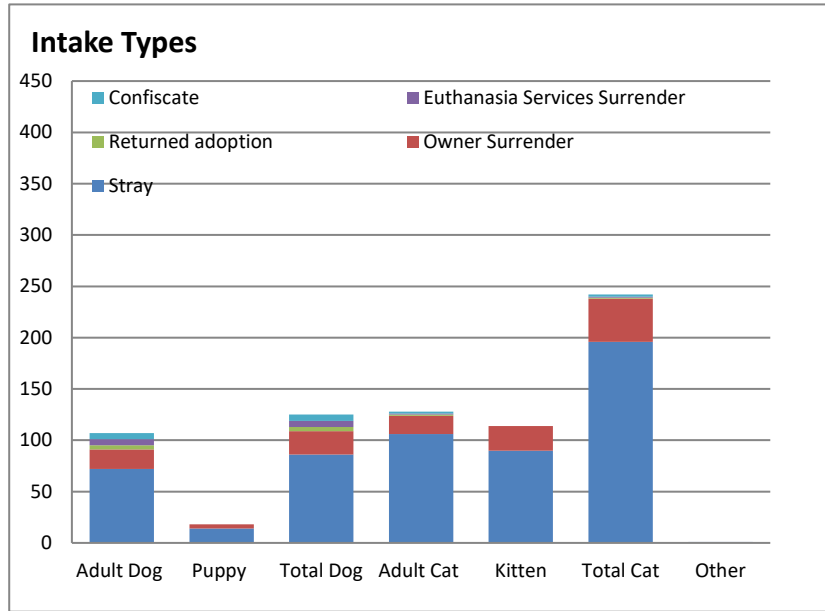
Animal Intakes

Intake Types

	<u>Adult</u>		<u>Total</u>		<u>Adult</u>		<u>Total</u>		
	<u>Doq</u>	<u>Puppy</u>	<u>Doq</u>	<u>Cat</u>	<u>Kitten</u>	<u>Cat</u>	<u>Other</u>	<u>Total</u>	
Stray	72	14	86	106	90	196	1	283	
Owner Surrender	19	4	23	18	24	42	0	65	
Returned adoption	4	0	4	1	0	1	0	5	
Euthanasia Services Surrender	6	0	6	1	0	1	0	7	
Confiscate	6	0	6	2	0	2	0	8	
Total	107	18	125	128	114	242	1	368	

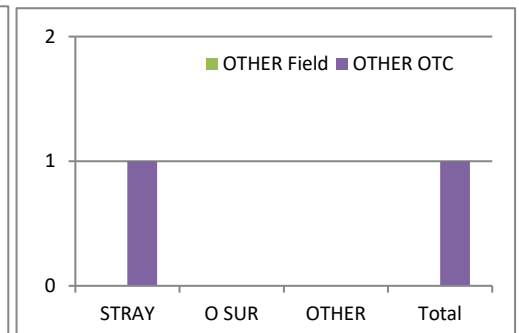
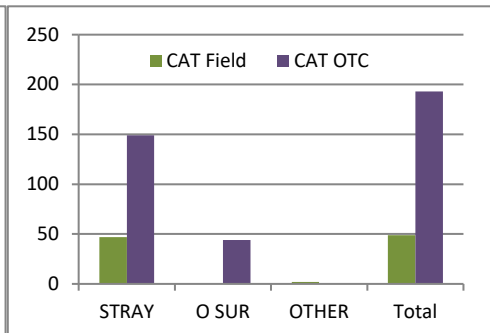
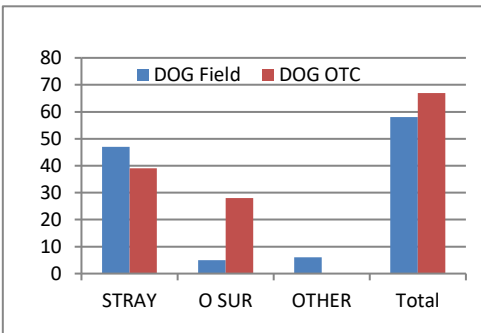
Intake Jurisdiction

<u>Jurisdiction</u>	<u>Total</u>	<u>%</u>
ALAMANCE COUNTY	181	49%
BURLINGTON	105	29%
ELON	15	4%
GIBSONVILLE	8	2%
GRAHAM	20	5%
GREEN LEVEL	4	1%
HAW RIVER	1	0%
MEBANE	16	4%
OSSIPEE	0	0%
SWEPSONVILLE	0	0%
OUT OF COUNTY	18	5%
ALAMANCE	0	0%
Total	368	100%



STRAY O SUR OTHER Total

		Field	O SUR	OTHER	Total
		CAT	47	0	2
	OTC	149	44	0	193
DOG	Field	47	5	6	58
	OTC	39	28	0	67
OTHER	Field	0	0	0	0
	OTC	1	0	0	1
Total		283	77	8	368



Burlington Animal Services

Statistical Report- November 2020

Animal Outcomes

	<u>Adult</u> <u>Dog</u>	<u>Puppy</u>	<u>Total</u> <u>Dog</u>	<u>Adult</u> <u>Cat</u>	<u>Kitten</u>	<u>Total</u> <u>Cat</u>	<u>Other</u>	<u>Total</u>	<u>%</u>
Total Live Release ⁽¹⁾	113	18	131	131	193	324	1	456	95%

⁽¹⁾ Calculated as follows: total positive outcomes/total outcomes

Total Outcomes

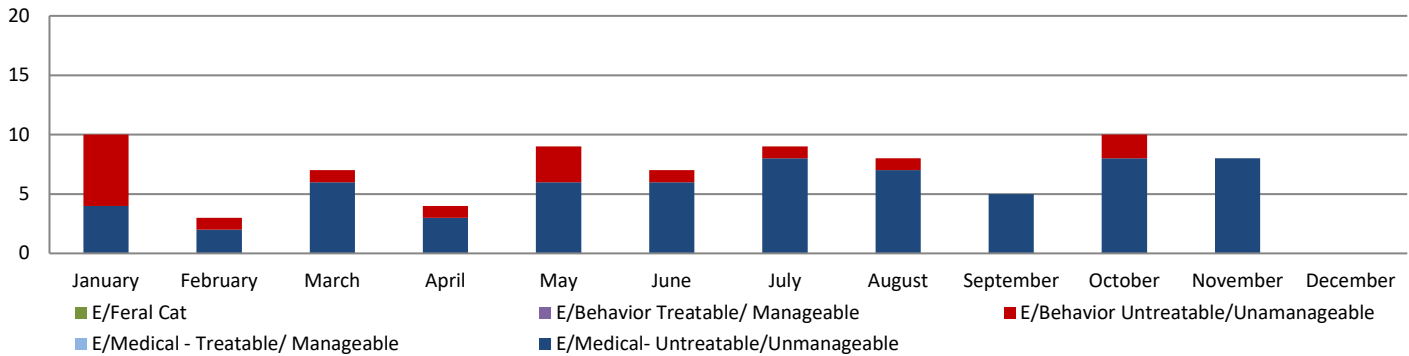
	<u>Adult</u> <u>Dog</u>	<u>Puppy</u>	<u>Total</u> <u>Dog</u>	<u>Adult</u> <u>Cat</u>	<u>Kitten</u>	<u>Total</u> <u>Cat</u>	<u>Other</u>	<u>Total</u>	<u>% of</u> <u>total</u>
Return to Owner (RTO)	35	2	37	5	0	5	0	42	9%
Adoption ⁽²⁾	77	15	92	117	193	310	1	403	84%
Rescue Transfer	1	1	2	9	0	9	0	11	2%
Shelter Euthanasia	1	0	1	4	3	7	0	8	2%
Euthanasia Services Surrender	7	0	7	2	0	2	0	9	2%
Died/ DOA	0	0	0	1	5	6	0	6	1%
Total	121	18	139	138	201	339	1	479	100%

⁽²⁾ Mighty Mouser Program Adoptions totaled 107 cats and kittens

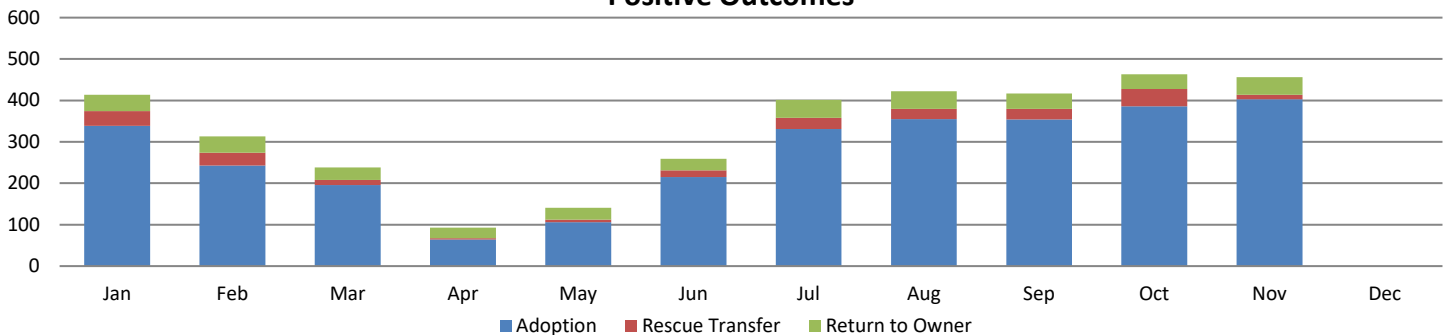
Shelter Euthanasia Reasons

	<u>Adult</u> <u>Dog</u>	<u>Puppy</u>	<u>Total</u> <u>Dog</u>	<u>Adult</u> <u>Cat</u>	<u>Kitten</u>	<u>Total</u> <u>Cat</u>	<u>Other</u>	<u>Total</u>	<u>%Euth</u>
Behavior	0	0	0	0	0	0	0	0	0%
Medical	1	0	1	4	3	7	0	8	100%
Total	1	0	1	4	3	7	0	8	100%

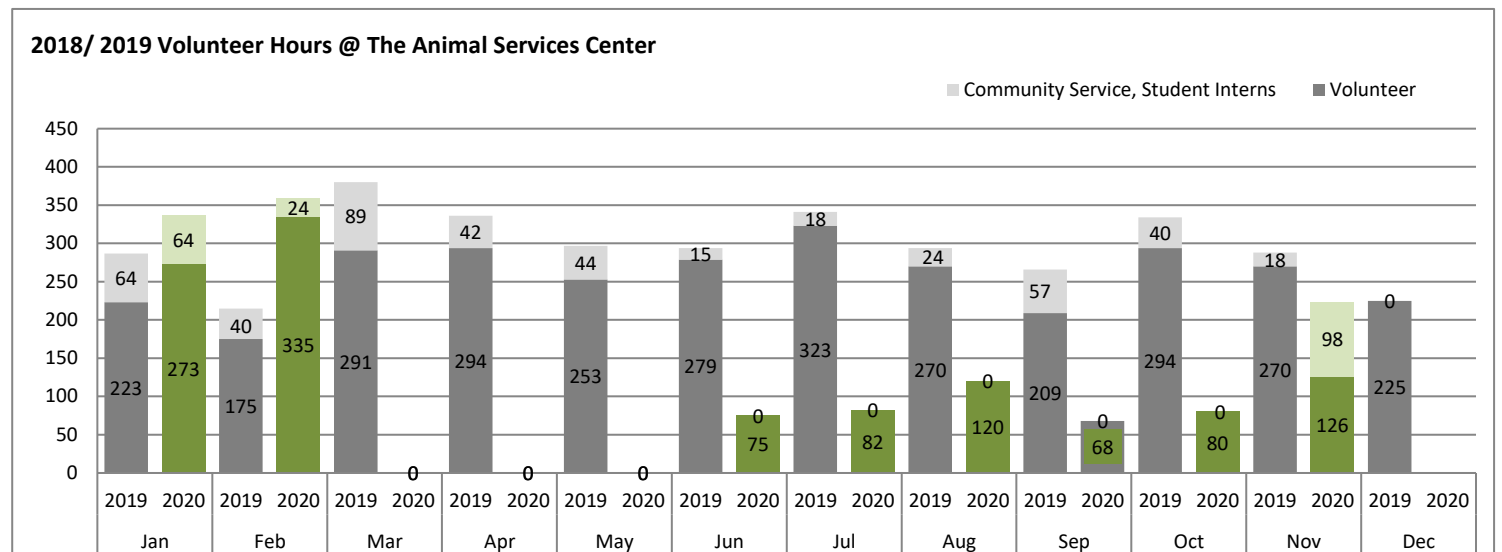
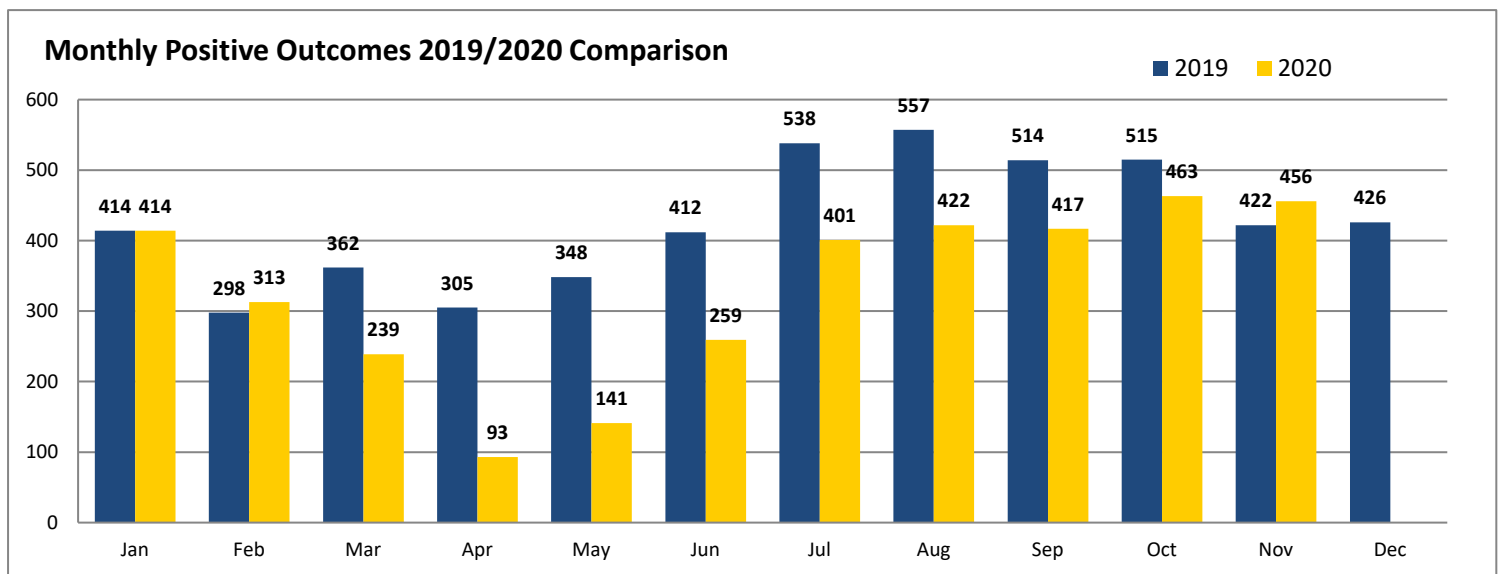
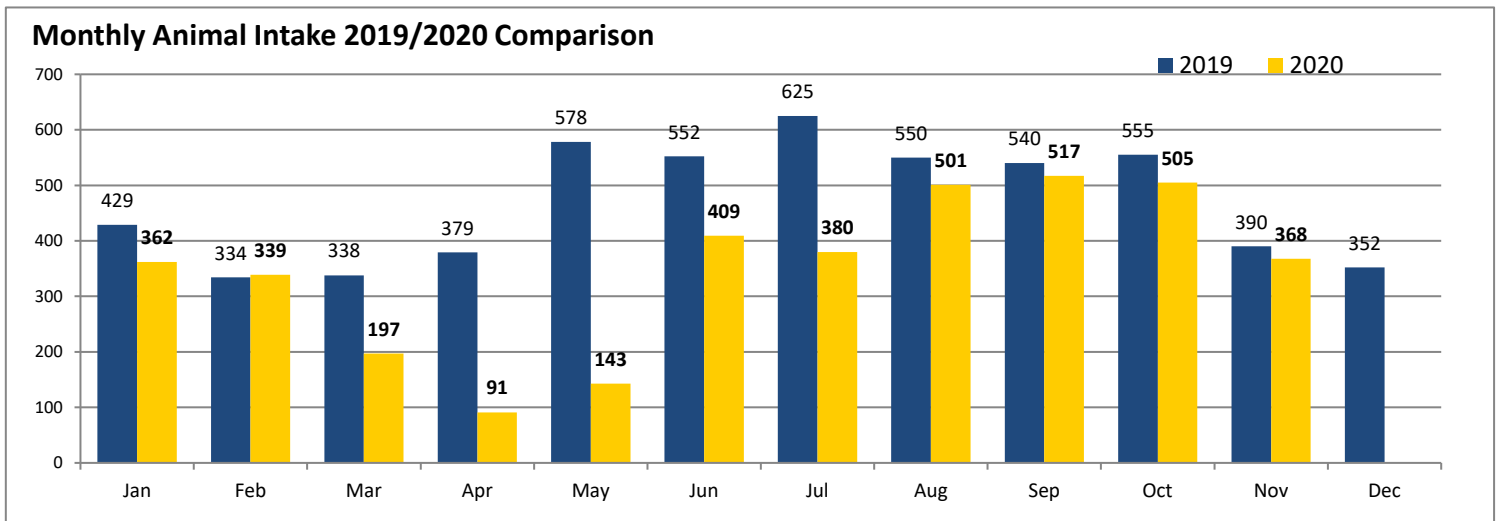
Shelter Euthanasia Reasons



Positive Outcomes



Activity Comparison Statistics



Burlington Animal Services

Statistical Report- November 2020

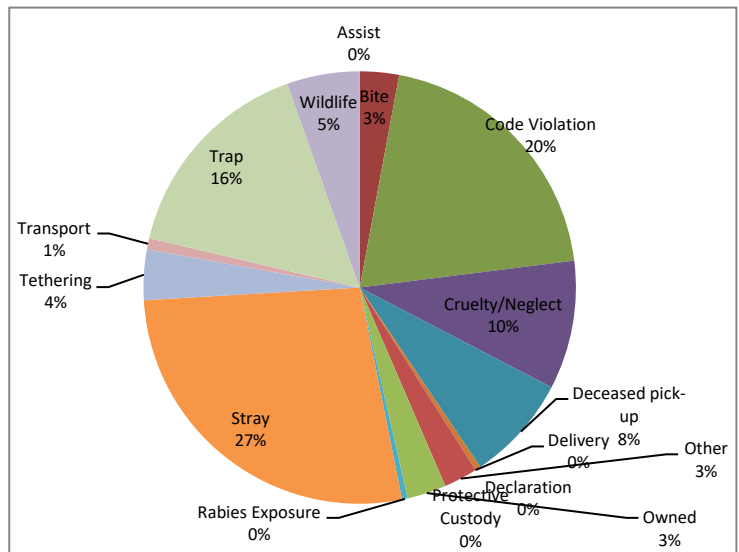
Field Services Call Response Visits In Community

activities related to assisting other agencies such as police or fire, and providing assistance to the public for animal related matters in the field	Assist	0
field activities involving animal bites	Bite	7
field activities related to complaints of code violations involving barking, nuisance, abandoned pets, fowl, over the limit of number of dogs etc	Code Violation	48
field activities involving complaints/ investigations of cruelty and/or neglect	Cruelty/Neglect	23
pick-up and removal of deceased animals	Deceased pick-up	19
field activities involving § 67-4 and § 130A-200- dangerous and vicious dogs	Declaration	1
Delivery of supplies/food for fosters and community members in need (finders of stray pets; owners needing emergency assistance)	Delivery	0
field activities not included in the other categories such as court, special events etc	Other	6
activities related to field pick up of surrendered animals; notice for recovery of owned animal at shelter	Owned	7
field activities involving temporary custody of owned animals	Protective Custody	0
field activities involving potential rabies exposure to human or domestic animal	Rabies Exposure	1
field calls related to domestic animals at large	Stray	65
activities involving complaints related to tethering ordinance	Tethering	9
transport of animals from fosters to adopters or agency to agency transports	Transport	2
field activities related to trapping domestic animals	Trap	38
activities related to wildlife	Wildlife	13

Total 239

Call Response- Visits in Community per day:

8.0



Monthly Field Services Responses 2019/ 2020

