

Burlington Animal Services

Statistical Report- April 2019

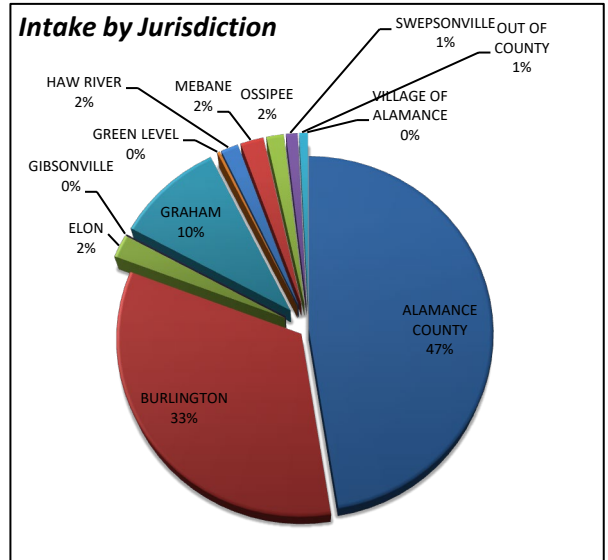
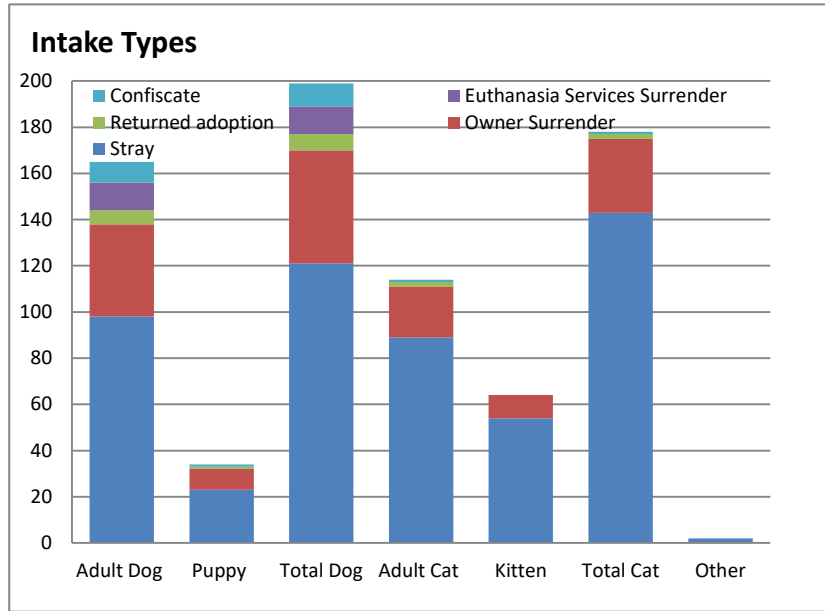
Animal Intakes

Intake Types

	Adult		Total	Adult		Total	Other	Total
	Doq	Puppy		Doq	Cat			
Stray	98	23	121	89	54	143	2	266
Owner Surrender	40	9	49	22	10	32	0	81
Returned adoption	6	1	7	2	0	2	0	9
Euthanasia Services Surrender	12	0	12	0	0	0	0	12
Confiscate	9	1	10	1	0	1	0	11
Total	165	34	199	114	64	178	2	379

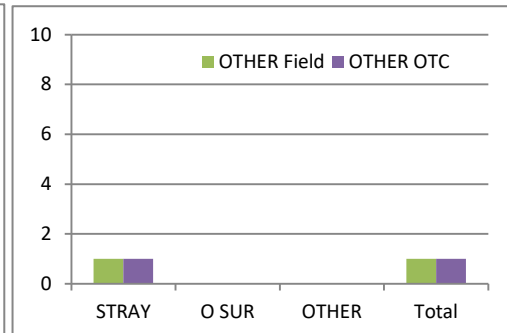
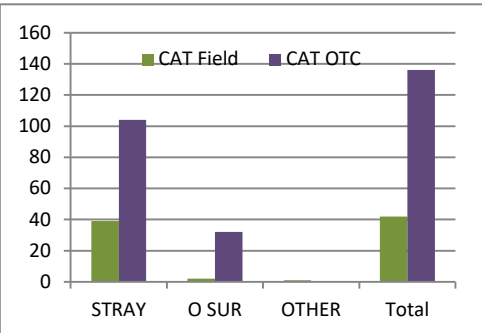
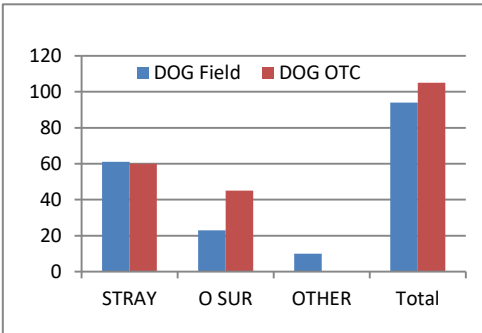
Intake Jurisdiction

Jurisdiction	Total	%
ALAMANCE COUNTY	180	47%
BURLINGTON	126	33%
ELON	8	2%
GIBSONVILLE	0	0%
GRAHAM	37	10%
GREEN LEVEL	1	0%
HAW RIVER	6	2%
MEBANE	8	2%
OSSIPEE	6	2%
SWEPSONVILLE	4	1%
OUT OF COUNTY	3	1%
ALAMANCE	0	0%
Total	379	100%



STRAY O SUR OTHER Total

	Field	OTC	Field	OTC	Field	OTC	Total
CAT	39	2	1	42	104	0	136
DOG	61	23	10	94	60	45	105
OTHER	1	0	0	1	1	0	1
Total	266	102	11	379			



Burlington Animal Services

Statistical Report- April 2019

Animal Outcomes

	<u>Adult</u>		<u>Total</u>	<u>Adult</u>			<u>Total</u>		<u>%</u>
	<u>Doq</u>	<u>Puppy</u>	<u>Doq</u>	<u>Cat</u>	<u>Kitten</u>	<u>Cat</u>	<u>Other</u>		
Total Live Release ⁽¹⁾	136	29	165	112	26	138	2	305	93%

(1) Calculated as follows: total positive outcomes/total outcomes


Total Outcomes

	<u>Adult</u>		<u>Total</u>	<u>Adult</u>			<u>Total</u>		<u>% of</u>
	<u>Doq</u>	<u>Puppy</u>	<u>Doq</u>	<u>Cat</u>	<u>Kitten</u>	<u>Cat</u>	<u>Other</u>	<u>Total</u>	<u>total</u>
Return to Owner (RTO)	53	3	56	8	0	8	0	64	19%
Adoption	76	18	94	104	26	130	2	226	69%
Rescue Transfer	7	8	15	0	0	0	0	15	5%
Shelter Euthanasia	7	0	7	1	0	1	1	9	3%
Euthanasia Services Surrender	12	0	12	0	0	0	0	12	4%
Died/ DOA	0	0	0	0	3	3	0	3	0.9%
Total	155	29	184	113	29	142	3	329	100%

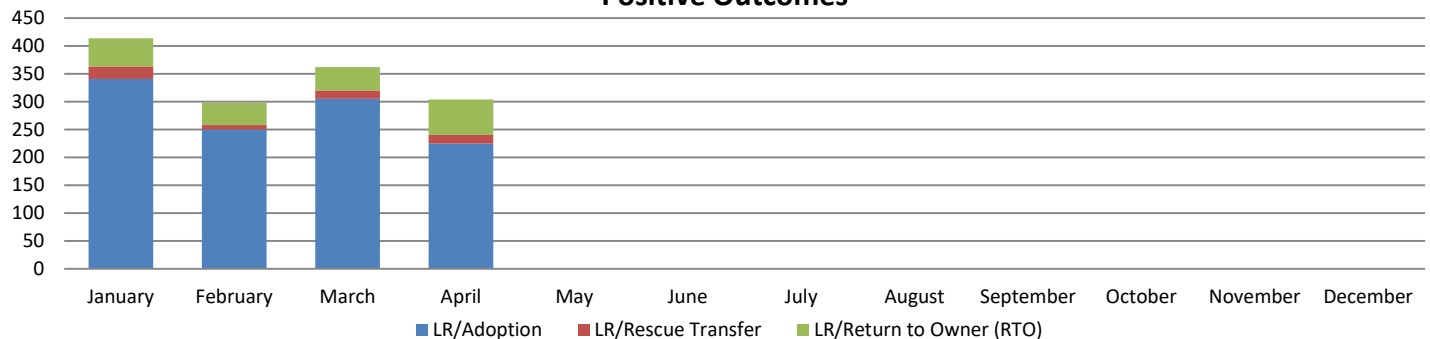
Shelter Euthanasia Reasons

	<u>Adult</u>		<u>Total</u>	<u>Adult</u>			<u>Total</u>		<u>%Euth</u>
	<u>Doq</u>	<u>Puppy</u>	<u>Doq</u>	<u>Cat</u>	<u>Kitten</u>	<u>Cat</u>	<u>Other</u>	<u>Total</u>	
Behavior	4	0	4	0	0	0	0	4	50%
Feral	0	0	0	0	0	0	0	0	0%
Medical	3	0	3	1	0	1	0	4	50%
Total	7	0	7	1	0	1	0	8	100%

Shelter Euthanasia Reasons



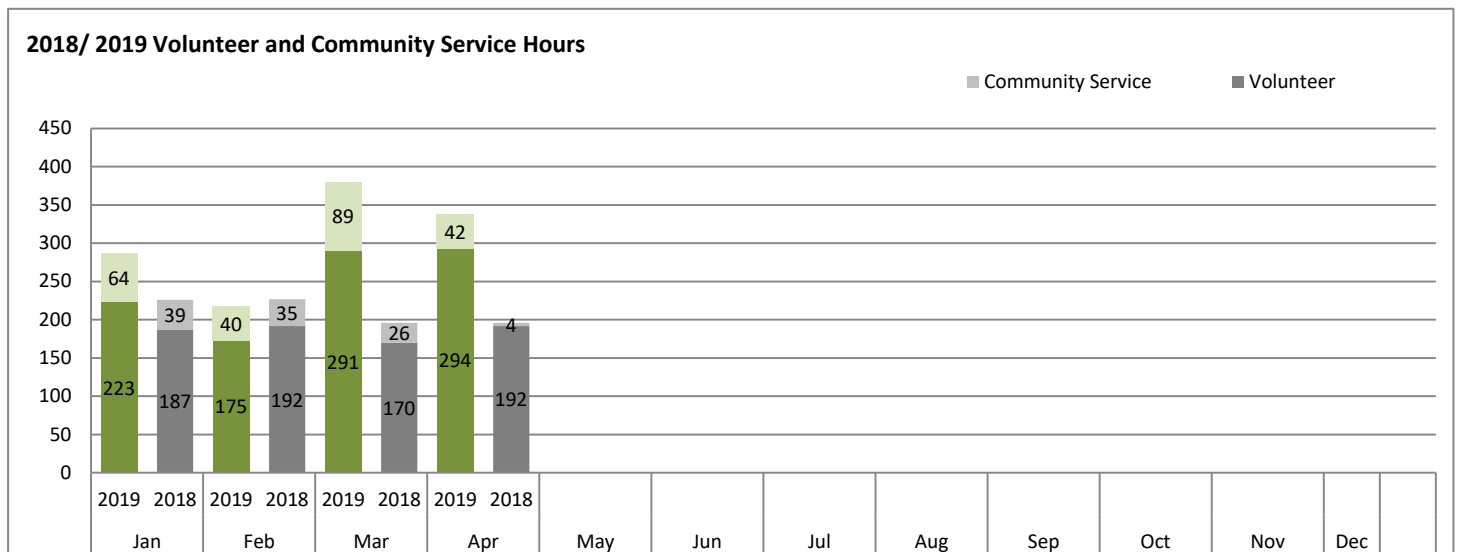
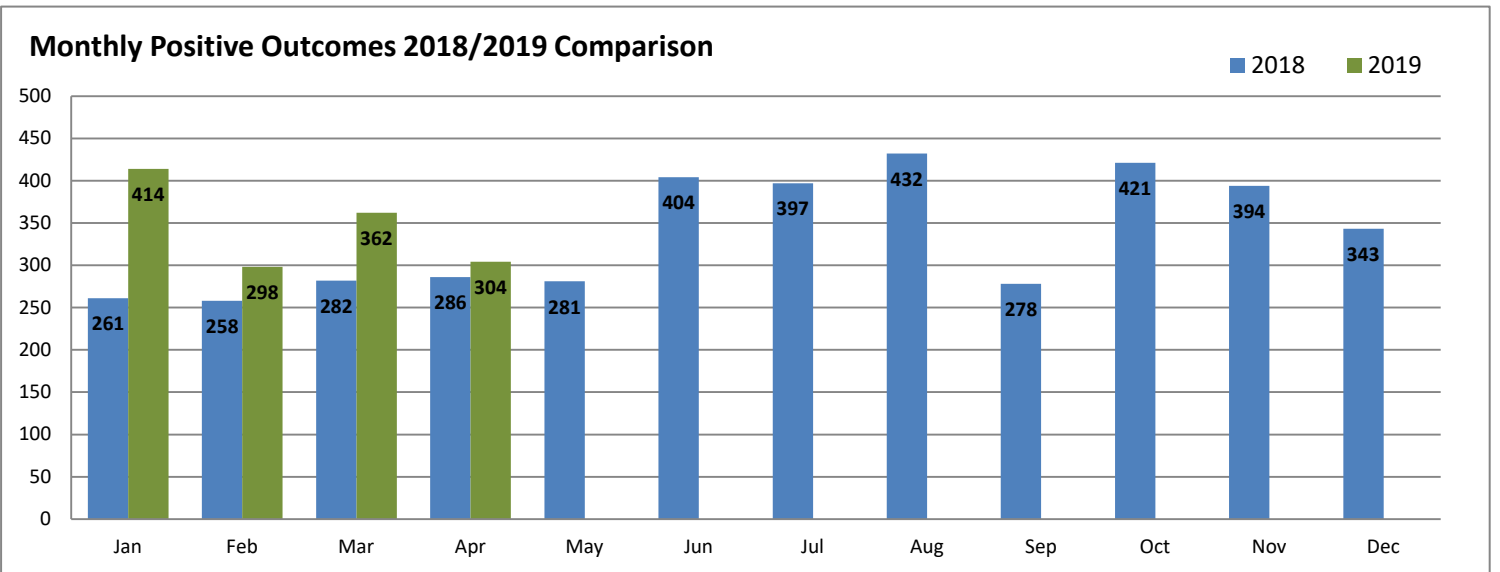
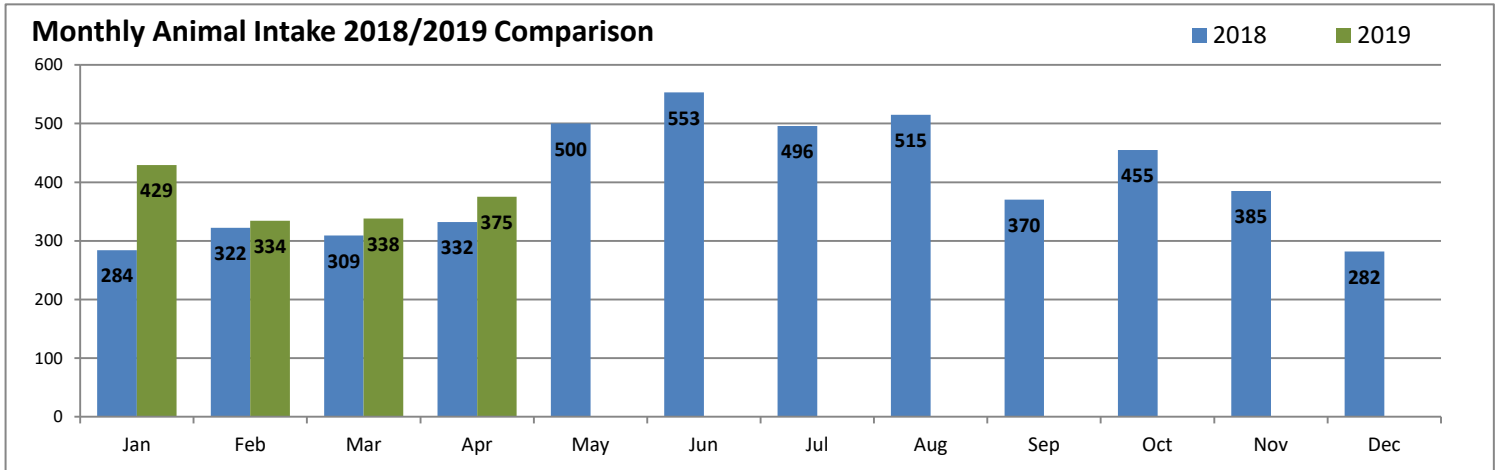
Positive Outcomes



Burlington Animal Services

Statistical Report- April 2019

Activity Comparison Statistics



Burlington Animal Services

Statistical Report- April 2019

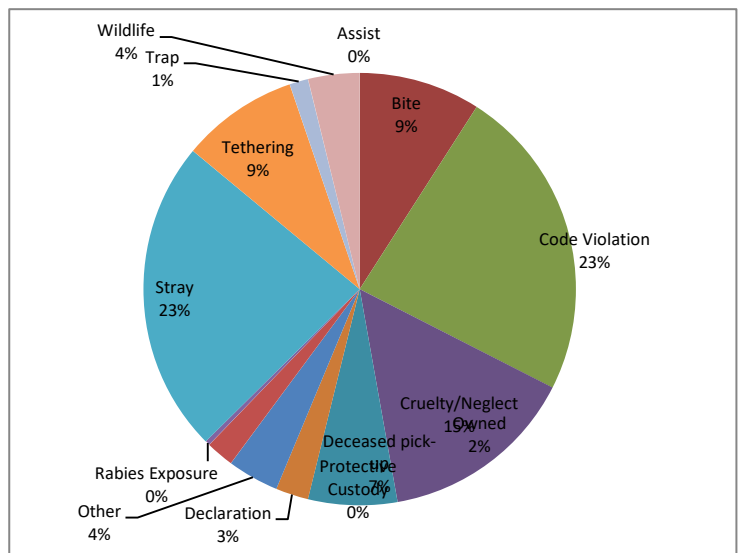
Field Services

activities related to assisting other agencies such as police or fire, and providing assistance to the public for animal related matters in the field	Assist	0
field activities involving animal bites	Bite	26
field activities related to complaints of code violations involving barking, nuisance, abandoned pets, fowl, over the limit of number of dogs etc	Code Violation	67
field activities involving complaints/ investigations of cruelty and/or neglect	Cruelty/Neglect	42
pick-up and removal of deceased animals	Deceased pick-up	19
field activities involving § 67-4 and § 130A-200- dangerous and vicious dogs	Declaration	7
field activities not included in the other categories such as court, special events etc	Other	11
activities related to field pick up of surrendered animals; notice for recovery of owned animal at shelter	Owned	6
field activities involving temporary custody of owned animals	Protective Custody	0
field activities involving potential rabies exposure to human or domestic animal	Rabies Exposure	1
field calls related to domestic animals at large	Stray	67
activities involving complaints related to tethering ordinance	Tethering	25
field activities related to trapping domestic animals	Trap	4
activities related to wildlife	Wildlife	11

Total 286

Average Field Service Responses per day:

9.5



Monthly Field Services Responses 2018/ 2019

■ 2018 ■ 2019

