

# Burlington Animal Services

Statistical Report- August 2017

## Animal Intakes

### Intake Types

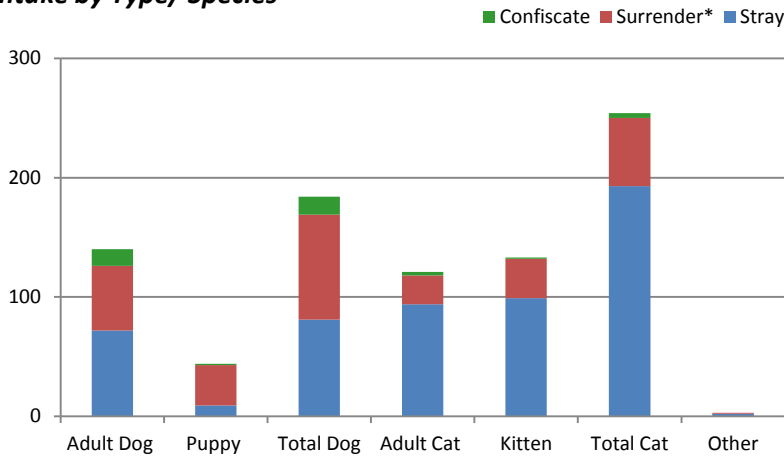
	<u>Adult</u> <u>Dog</u>	<u>Puppy</u>	<u>Total</u> <u>Dog</u>	<u>Adult</u> <u>Cat</u>	<u>Kitten</u>	<u>Total</u> <u>Cat</u>	<u>Other</u>	<u>Total</u>
Stray	72	9	81	94	99	193	2	276
Surrender*	54	34	88	24	33	57	1	146
Confiscate	14	1	15	3	1	4	0	19
<b>Total</b>	<b>140</b>	<b>44</b>	<b>184</b>	<b>121</b>	<b>133</b>	<b>254</b>	<b>3</b>	<b>441</b>

*adoption return	10	0	10	4	0	4	0	14
*Surrender for Euthanasia	2	0	2	0	0	0	0	2

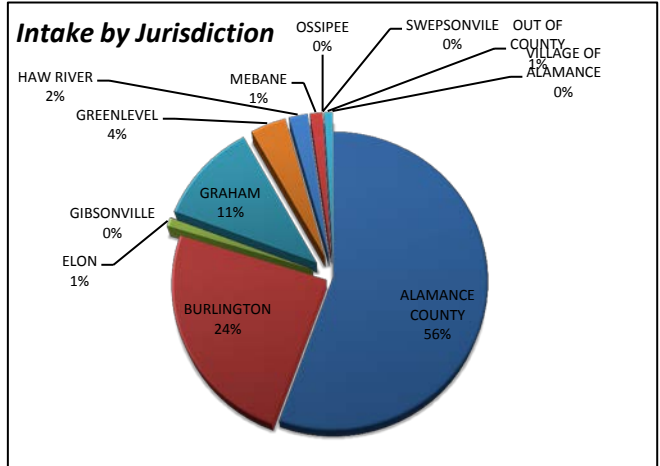
### Intake Jurisdiction

<u>Jurisdiction</u>	<u>Total</u>	<u>%</u>
ALAMANCE COUNTY	245	56%
BURLINGTON	107	24%
ELON	4	1%
GIBSONVILLE	0	0%
GRAHAM	49	11%
GREENLEVEL	17	4%
HAW RIVER	9	2%
MEBANE	6	1%
OSSIPEE	0	0%
SWEPSONVILLE	0	0%
OUT OF COUNTY	4	1%
VILLAGE OF ALAMANCE	0	0%
<b>Total</b>	<b>441</b>	<b>100%</b>

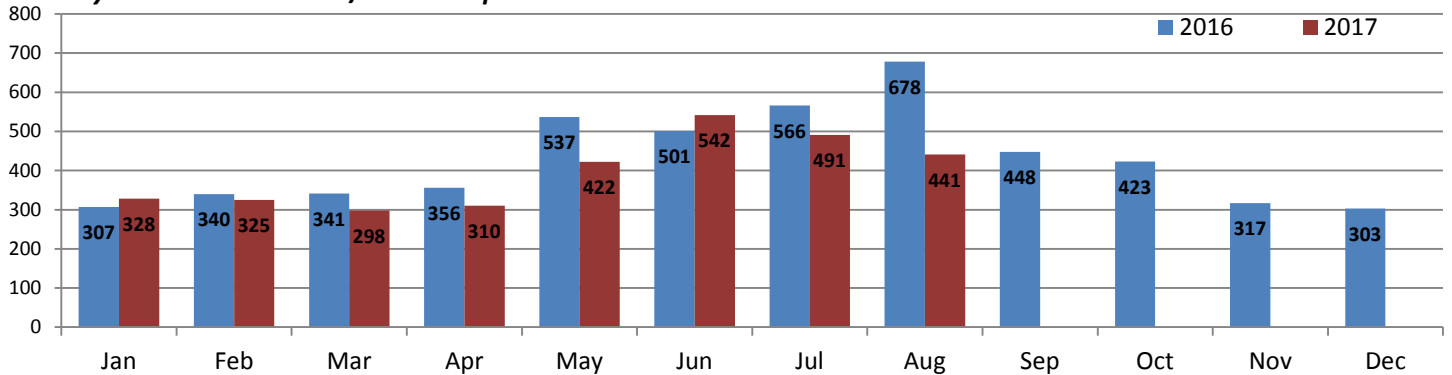
### Intake by Type/ Species



### Intake by Jurisdiction



### Monthly Animal Intake 2016/2017 Comparison



# Burlington Animal Services

Statistical Report- August 2017

## Animal Outcomes

### Live Release Outcomes

	<u>Adult</u> <u>Doq</u>	<u>Puppy</u>	<u>Total</u> <u>Doq</u>	<u>Adult</u> <u>Cat</u>	<u>Kitten</u>	<u>Total</u> <u>Cat</u>	<u>Other</u>	<u>Total</u>	<u>%</u>
<b>Total Live Release</b>	122	50	172	73	110	183	3	<b>358</b>	<b>74%</b>
<b>Placeable <sup>(1)</sup> Live Release</b>									<b>99%</b>

(1) Placeable Live Release = Number of total dispositions less the number of animals that were not candidates for placement. These include pets with untreatable/unmanageable conditions, surrendered for euthanasia, feral cats that were euthanized and animals that arrive dead or died in custody from the total number of animals dispositioned. This number for this month totals 360

### Total Outcomes

	<u>Adult</u> <u>Doq</u>	<u>Puppy</u>	<u>Total</u> <u>Doq</u>	<u>Adult</u> <u>Cat</u>	<u>Kitten</u>	<u>Total</u> <u>Cat</u>	<u>Other</u>	<u>Total</u>	<u>% of total</u>
Return to Owner (RTO)	30	1	31	3	0	3	0	34	7%
Adoption	81	10	91	70	103	173	2	266	55%
Rescue Transfer	11	39	50	0	7	7	1	58	12%
Euthanasia	17	0	17	57	49	106	0	123	26%
Died	0	0	0	0	0	0	0	0	0.0%
<b>Total</b>	<b>139</b>	<b>50</b>	<b>189</b>	<b>130</b>	<b>159</b>	<b>289</b>	<b>3</b>	<b>481</b>	<b>100%</b>

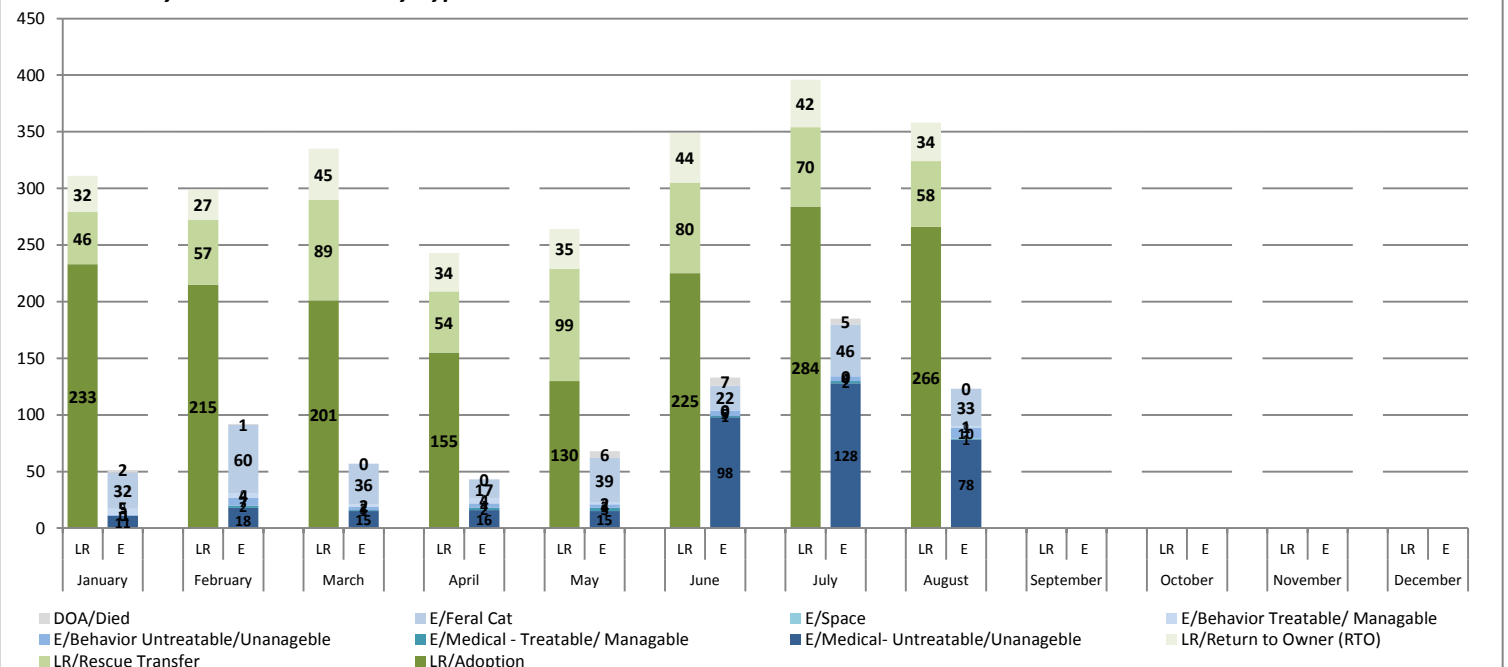
### Euthanasia Reasons

	<u>Adult</u> <u>Doq</u>	<u>Puppy</u>	<u>Total</u> <u>Doq</u>	<u>Adult</u> <u>Cat</u>	<u>Kitten</u>	<u>Total</u> <u>Cat</u>	<u>Other</u>	<u>Total</u>	<u>%Euth</u>
Behavior	11	0	11	0	0	0	0	11	9%
Feral	0	0	0	31	2	33	0	33	27%
Medical	6	0	6	26	47	73	0	79	64%
Space	0	0	0	0	0	0	0	0	0%
<b>Total</b>	<b>17</b>	<b>0</b>	<b>17</b>	<b>57</b>	<b>49</b>	<b>106</b>	<b>0</b>	<b>123</b>	<b>100%</b>

Owner Surrender for Euth (included above)	2	0	2	0	0	0	0	2	2%
--	---	---	---	---	---	---	---	---	----

### 2017 Monthly Animal Outcomes By Type

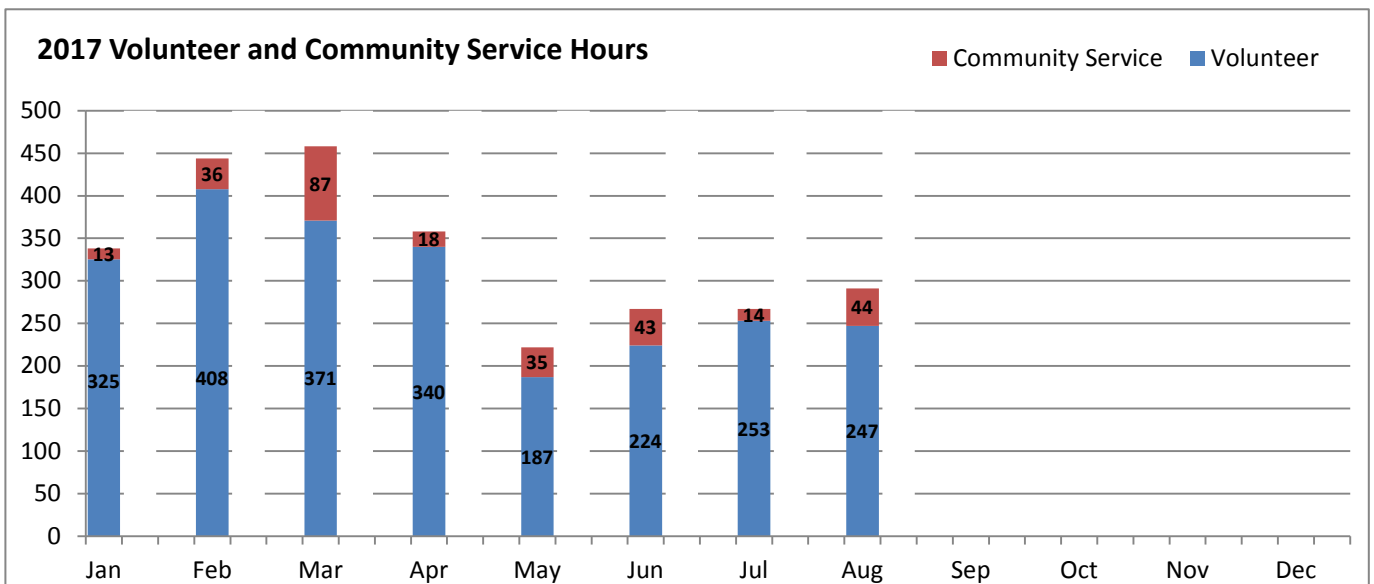
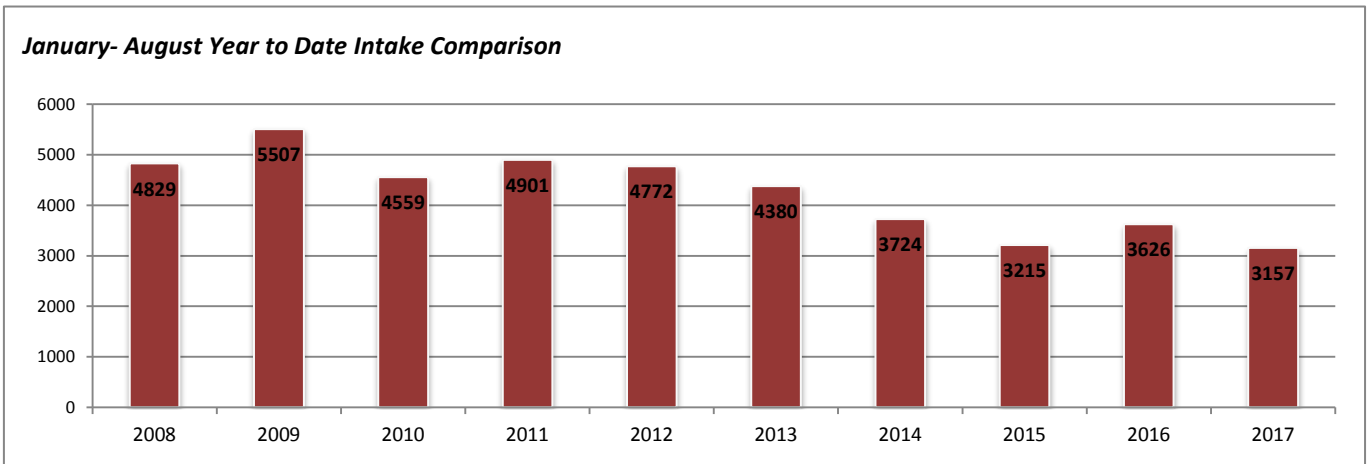
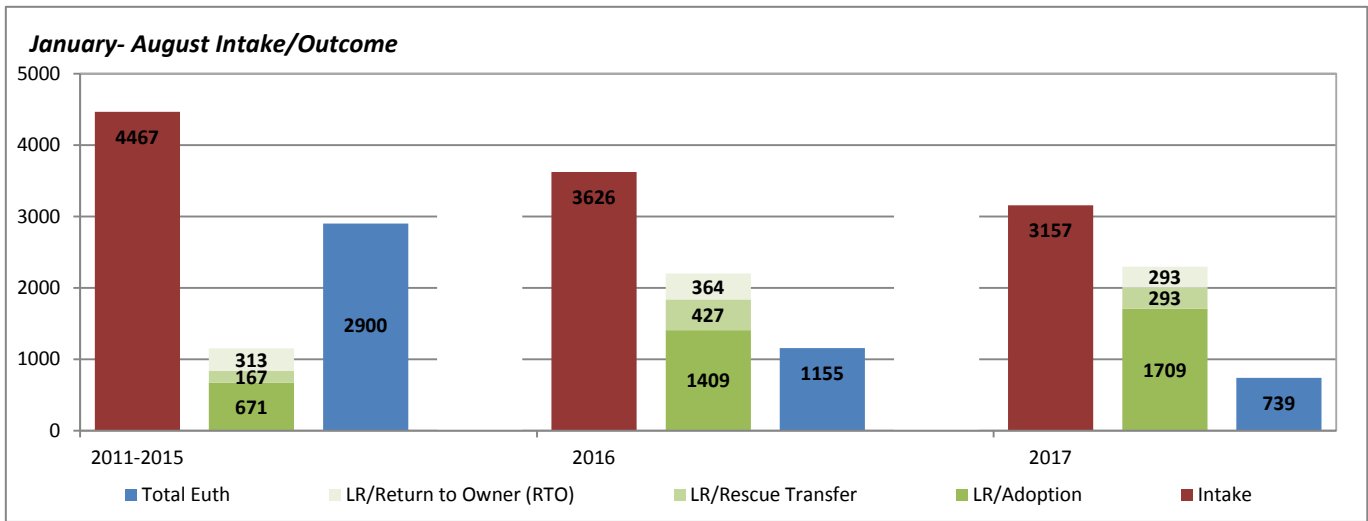
LR= Live Release E= Euthanized or Died



# Burlington Animal Services

Statistical Report- August 2017

## Intake/Outcome Comparison Statistics



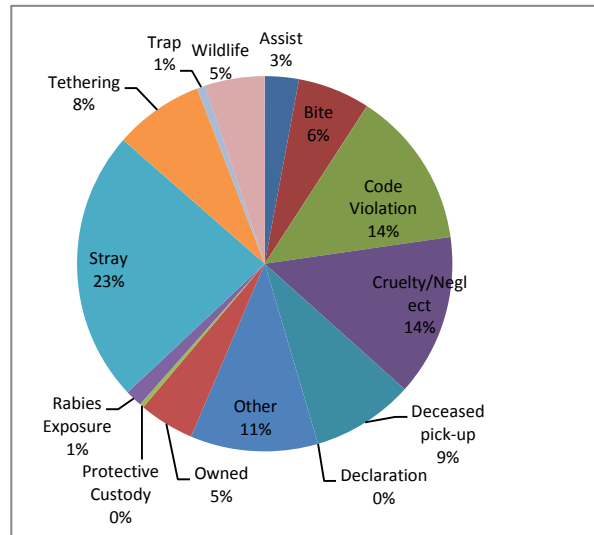
# Burlington Animal Services

Statistical Report- August 2017

## Field Services

activities related to assisting other agencies such as police or fire, and providing assistance to the public for animal related matters in the field	<b>Assist</b>	<b>8</b>
field activities involving animal bites	<b>Bite</b>	<b>17</b>
field activities related to complaints of code violations involving barking, nuisance, abandoned pets, fowl, over the limit of number of dogs etc	<b>Code Violation</b>	<b>37</b>
field activities involving complaints/ investigations of cruelty and/or neglect	<b>Cruelty/Neglect</b>	<b>38</b>
pick-up and removal of deceased animals	<b>Deceased pick-up</b>	<b>24</b>
(field activities involving § 67-4 and § 130A-200- dangerous and vicious dogs	<b>Declaration</b>	<b>0</b>
field activities not included in the other categories	<b>Other</b>	<b>30</b>
activities related to field pick up of surrendered animals; notice for recovery of owned animal at shelter	<b>Owned</b>	<b>13</b>
field activities involving temporary custody of owned animals	<b>Protective Custody</b>	<b>1</b>
field activities involving potential rabies exposure to human or domestic animal	<b>Rabies Exposure</b>	<b>4</b>
field calls related to domestic animals at large	<b>Stray</b>	<b>64</b>
activities involving complaints related to tethering ordinance	<b>Tethering</b>	<b>21</b>
field activities related to trapping domestic animals	<b>Trap</b>	<b>2</b>
activities related to wildlife	<b>Wildlife</b>	<b>14</b>
		<b>Total 273</b>

**Average Field Service Responses per day: 8.8**



### Monthly Field Services Responses 2016/ 2017

