

Burlington Animal Services

Monthly Statistical Report

April 2016

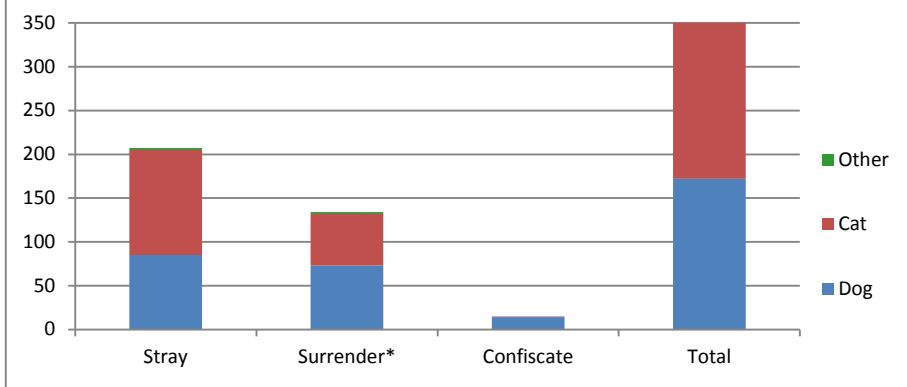
Animal Intakes

Total Intakes

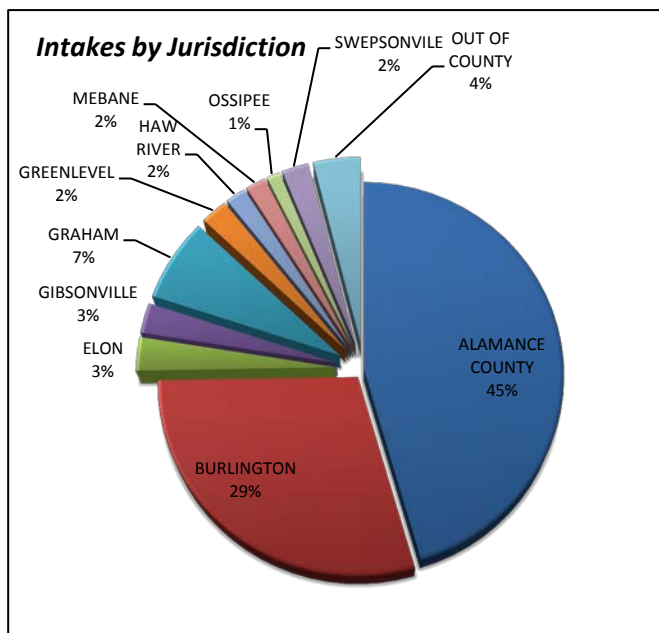
	<u>Dog</u>	<u>Cat</u>	<u>Other</u>	<u>Total</u>
Stray	85	120	2	207
Surrender*	73	59	2	134
Confiscate	14	1	0	15
Total	172	180	4	356

*Surrenders that were adoption returns				
	8	2	0	10

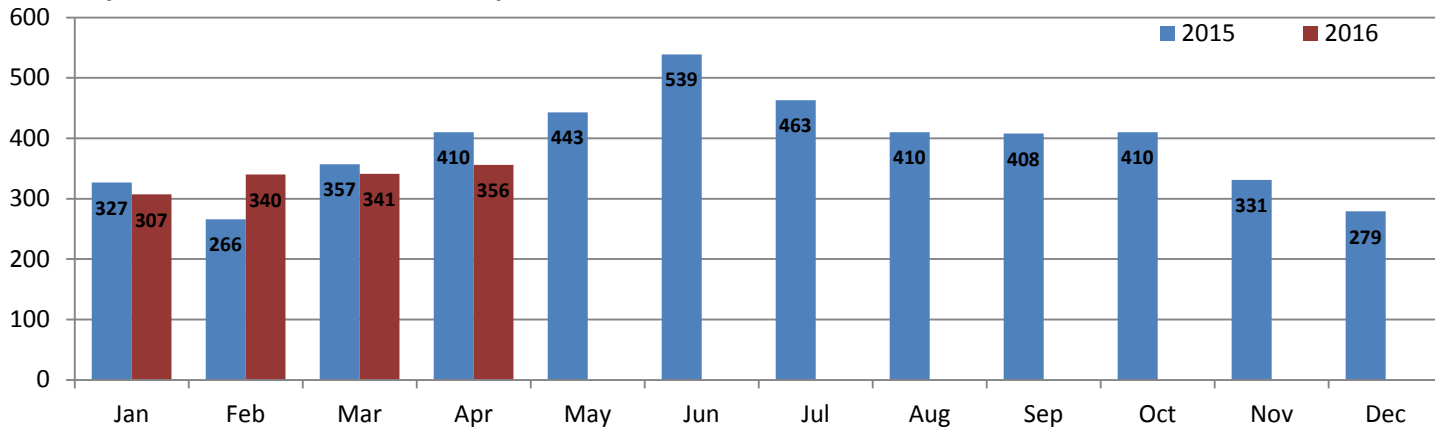
Intake by Type/ Species



	<u>Total</u>	<u>%</u>	
ALAMANCE COUNTY	162	46%	<i>*Jurisdictions verified with Alamance GIS data</i>
BURLINGTON	104	29%	
ELON	10	3%	
GIBSONVILLE	9	3%	
GRAHAM	25	7%	
GREENLEVEL	8	2%	
HAW RIVER	6	2%	
MEBANE	6	2%	
OSSIPEE	4	1%	
SWEPSONVILLE	8	2%	
OUT OF COUNTY	14	4%	
VILLAGE OF ALAMANCE	0	0%	
Total	356	100%	



Monthly Animal Intake 2015/2016 Comparison



Burlington Animal Services

Monthly Statistical Report

April 2016

Animal Outcomes

Total Dispositions

	<u>Dog</u>	<u>Cat</u>	<u>Other</u>	<u>Total</u>	<u>% of total Dispositions</u>
Return to Owner (RTO)	47	3	1	51	16%
Adoption	75	43	4	122	38%
Rescue Transfer	27	58	0	85	27%
Euthanasia	31	29	0	60	19%
Died	0	2	0	2	0.6%
Total	180	135	5	320	100%

Gross Live Release of Total Dispositions

	<u>Dog</u>	<u>Cat</u>	<u>Other</u>	<u>Total</u>	<u>%</u>
Return to Owner (RTO)	47	3	1	51	16%
Adoption	75	43	4	122	38%
Rescue Transfer	27	58	0	85	27%
Total	149	104	5	258	81%

Euthanasia Reasons

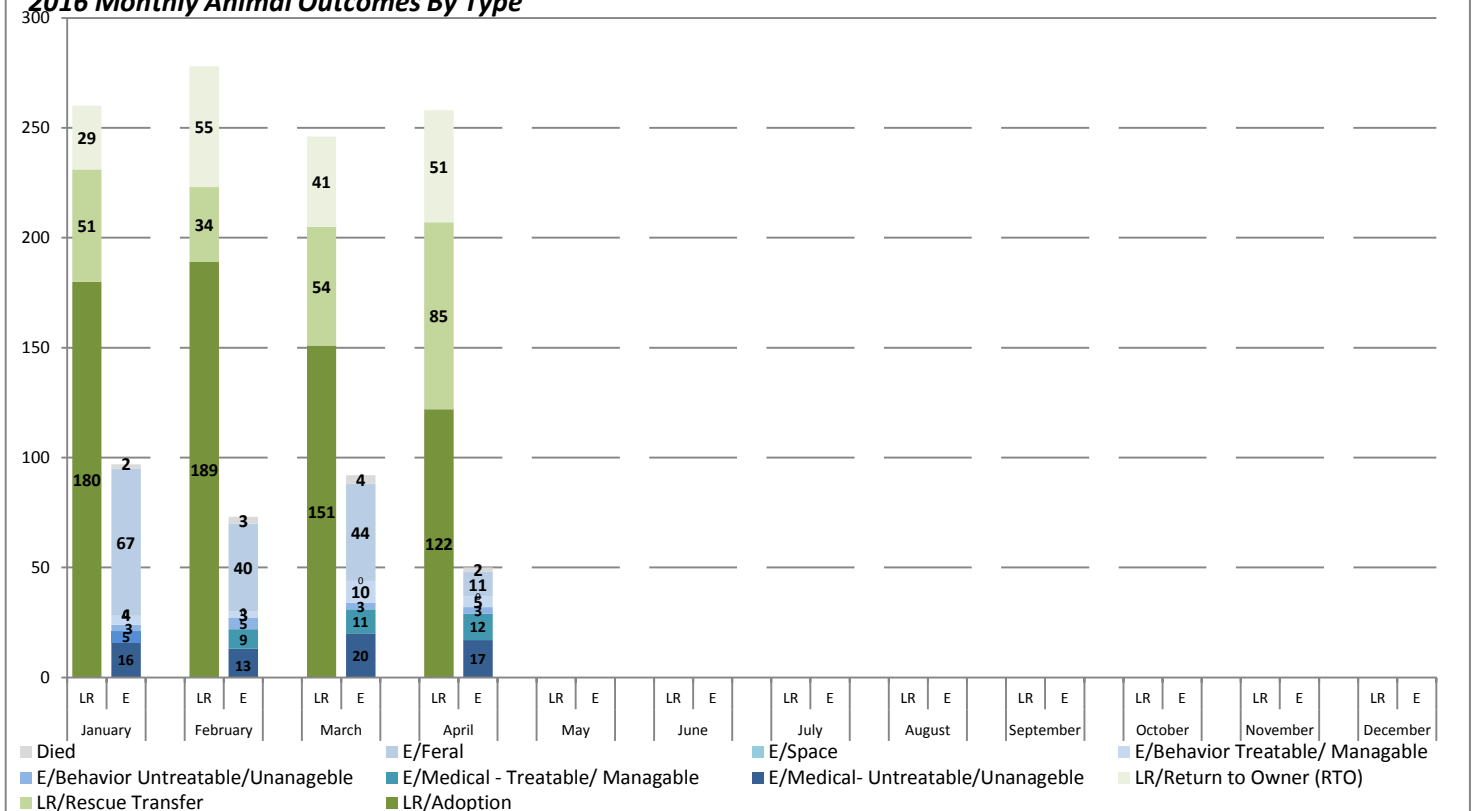
	<u>Dog</u>	<u>Cat</u>	<u>Other</u>	<u>Total</u>	<u>%Euth</u>
Behavior		7	1	8	17%
Feral	0	11	0	11	23%
Medical	12	17	0	29	60%
Space	0	0	0	0	0%
Total	19	29	0	48	100%

Owner Requested

Euthanasia	6	1	0	7	15%
------------	---	---	---	---	-----

2016 Monthly Animal Outcomes By Type

LR= Live Release E= Euthanized or Died

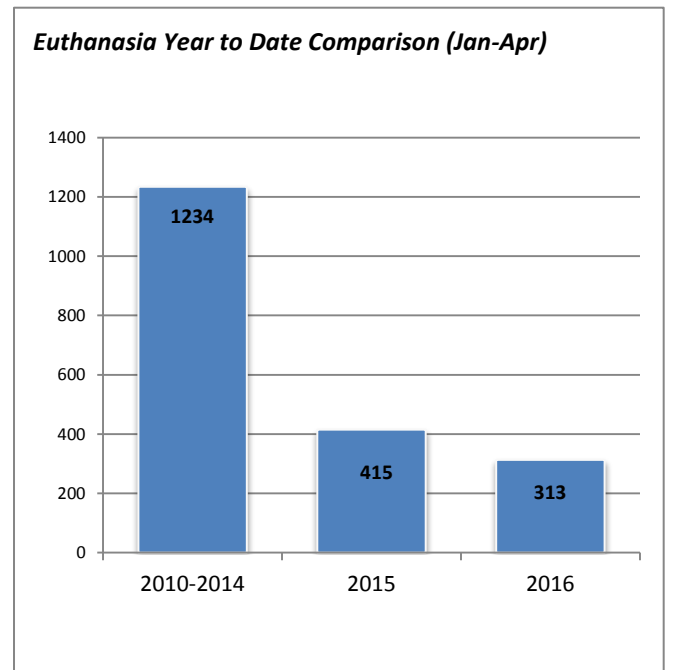
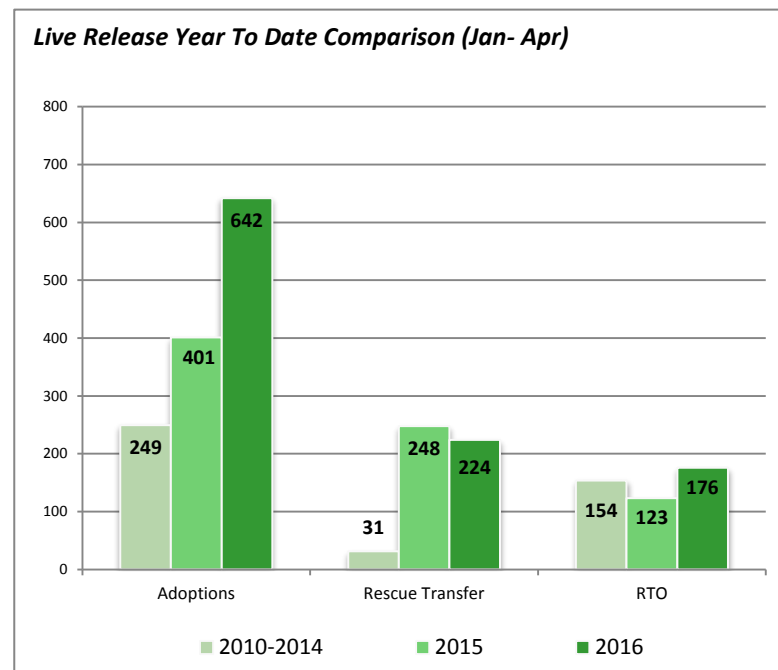
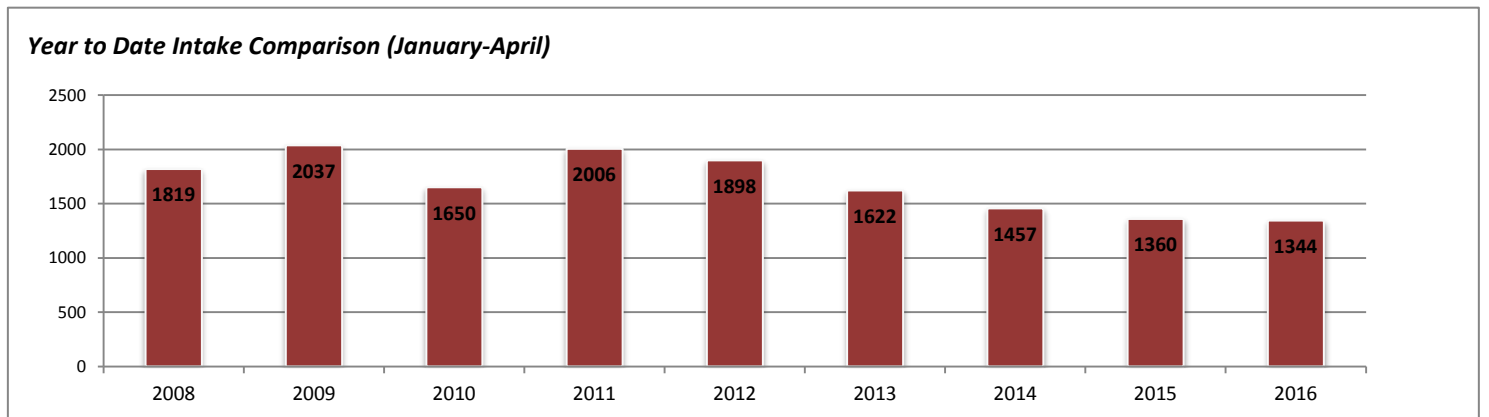
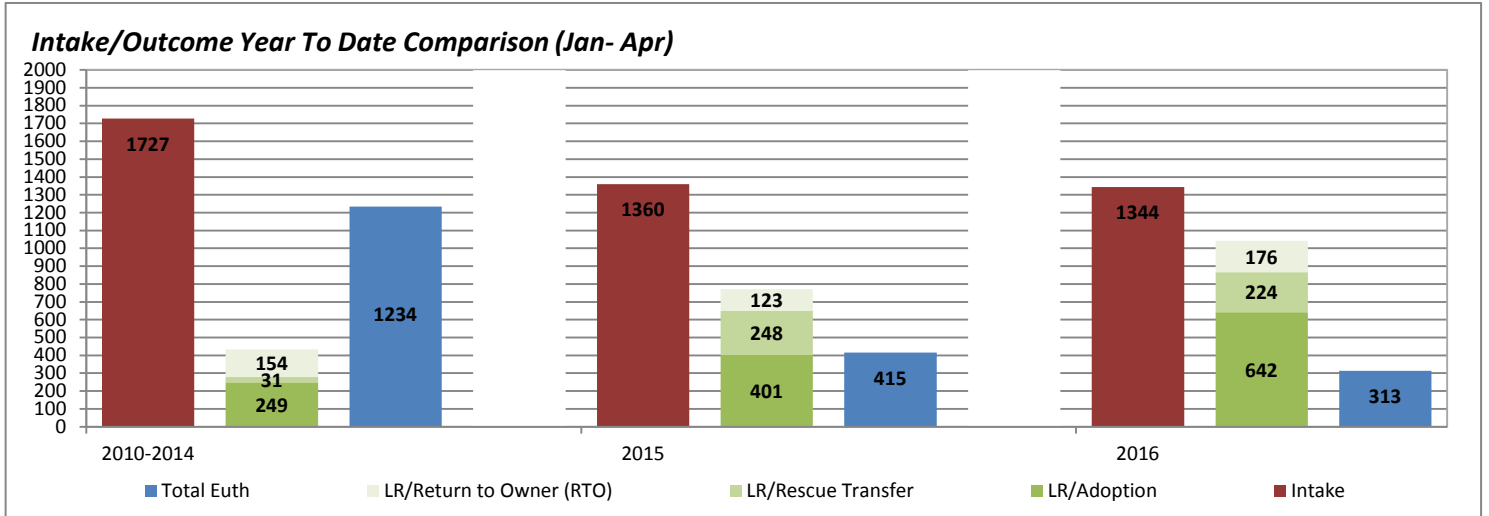


Burlington Animal Services

Monthly Statistical Report

April 2016

Intake/Outcome Comparison Statistics



Burlington Animal Services

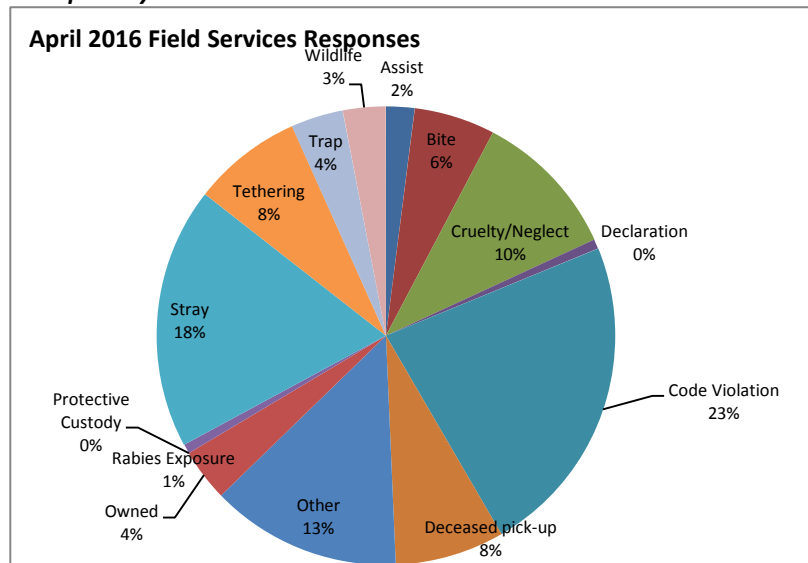
Monthly Statistical Report

April 2016

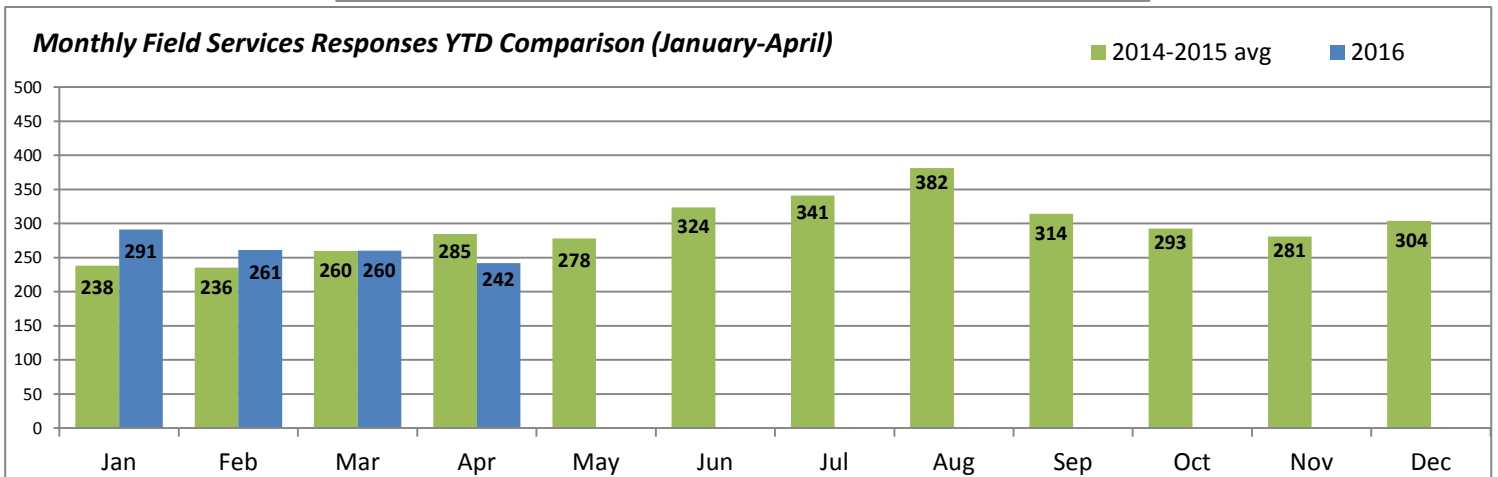
Field Services

activities related to assisting other agencies such as police or fire, and providing assistance to the public for animal	Assist	6
field activities involving animal bites	Bite	17
field activities involving complaints/ investigations of cruelty and/or neglect	Cruelty/Neglect	31
(field activities involving § 67-4 and § 130A-200- dangerous and vicious dogs	Declaration	2
field activities related to complaints of code violations involving barking, nuisance, abandoned pets, fowl, over the limit of number of dogs etc	Code Violation	68
pick-up and removal of deceased animals	Deceased pick-up	23
field activities not included in the other categories	Other	40
activities related to field pick up of surrendered animals; notice for recovery of owned animal at shelter	Owned	11
field activities involving temporary custody of owned animals	Protective Custody	0
field activities involving potential rabies exposure to human or domestic animal	Rabies Exposure	2
field calls related to domestic animals at large	Stray	55
activities involving complaints related to tethering ordinance	Tethering	23
field activities related to trapping domestic animals	Trap	11
activities related to wildlife	Wildlife	9
	Total	242

Average Field Service Responses per day: 8.1



Monthly Field Services Responses YTD Comparison (January-April)



Burlington Animal Services

Monthly Statistical Report

April 2016

Spay Neuter Clinic

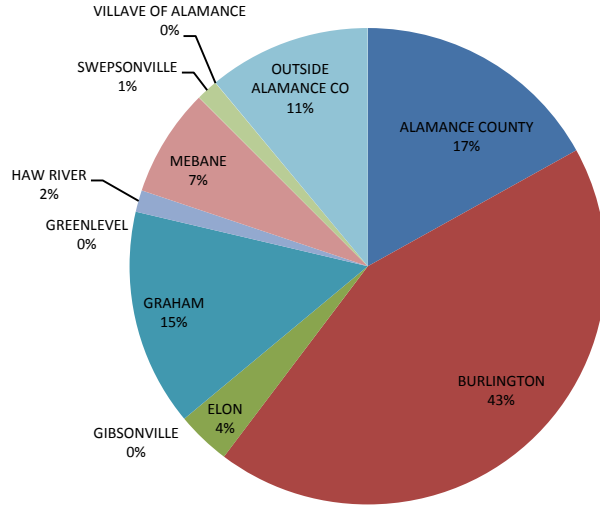
Spay/Neuter Surgeries Performed:

Canine	79
Feline	64
Total	143

Demographics:

Public	96
\$20 FIX	27
Animal Kind Cares	1
PAWS public assistance/ Shelter referrals	1
Adoption Center	18

April 2016 Spay & Neuter Clinic of Alamance County Client Demographics



Sterilization Procedures Performed

