

# Burlington Animal Services

## Monthly Statistical Report

January 2016

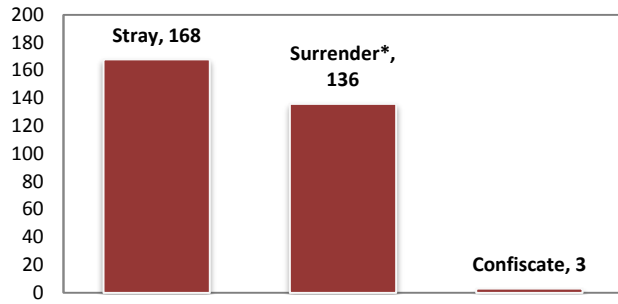
### Animal Intakes

#### Total Intakes

	<u>Dog</u>	<u>Cat</u>	<u>Other</u>	<u>Total</u>
Stray	87	81	0	168
Surrender*	84	50	2	136
Confiscate	3		0	3
<b>Total</b>	<b>174</b>	<b>131</b>	<b>2</b>	<b>307</b>

*Surrenders that were adoption returns	4	1	0	5
--	---	---	---	---

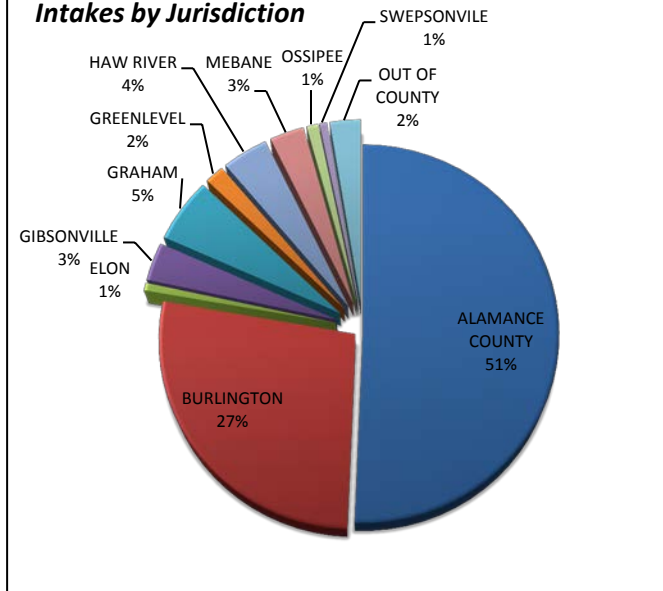
#### Animal Intakes By Type



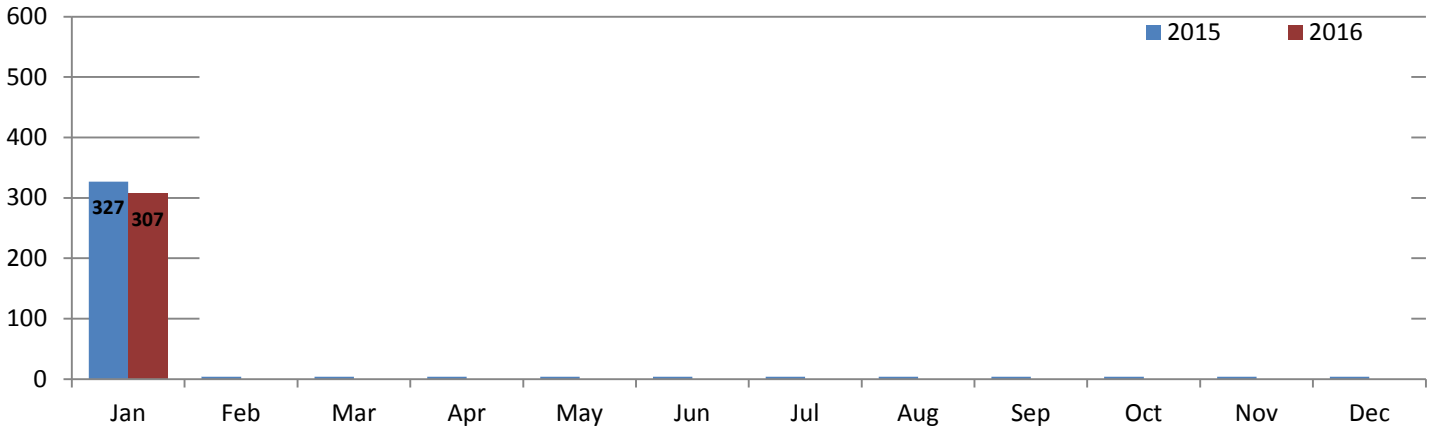
	<u>Total</u>	<u>%</u>
ALAMANCE COUNTY	155	50%
BURLINGTON	83	27%
ELON	2	1%
GIBSONVILLE	10	3%
GRAHAM	17	6%
GREENLEVEL	5	2%
HAW RIVER	12	4%
MEBANE	9	3%
OSSIPEE	3	1%
SWEPSONVILLE	2	1%
OUT OF COUNTY	8	3%
VILLAGE OF ALAMANCE	1	0%
<b>Total</b>	<b>307</b>	<b>100%</b>

\*Locations verified with Alamance GIS data

#### Intakes by Jurisdiction



#### Monthly Animal Intake 2015/2016 Comparison



# Burlington Animal Services

## Monthly Statistical Report

January 2016

### Animal Outcomes

#### Total Dispositions

	<u>Dog</u>	<u>Cat</u>	<u>Other</u>	<u>Total</u>	<u>% of total Dispositions</u>
Return to Owner (RTO)	29	0	0	29	8%
Adoption	113	64	3	180	50%
Rescue Transfer	41	10	0	51	14%
Euthanasia	18	77	0	95	27%
Died	1	1	0	2	0.6%
<b>Total</b>	<b>202</b>	<b>152</b>	<b>3</b>	<b>357</b>	<b>100%</b>

#### Euthanasia Reasons

	<u>Dog</u>	<u>Cat</u>	<u>Other</u>	<u>Total</u>	<u>%Euth</u>
Behavior		6	1	7	7%
Feral		0	67	67	71%
Medical		12	9	21	22%
Space		0	0	0	0%
<b>Total</b>	<b>18</b>	<b>77</b>	<b>0</b>	<b>95</b>	<b>100%</b>

#### Owner Requested

Euthanasia	8	0	0	8	8%
------------	---	---	---	---	----

#### Live Release of Placeable <sup>(1)</sup> Animals


	<u>Dog</u>	<u>Cat</u>	<u>Other</u>	<u>Total</u>	<u>%Placeable Intakes</u>
Return to Owner (RTO)	29	0	0	29	11%
Adoption	113	64	3	180	71%
Rescue Transfer	41	10	0	51	20%
<b>Total</b>	<b>183</b>	<b>74</b>	<b>3</b>	<b>260</b>	<b>94%</b>

(1) The term "Placeable" animals does not include animals surrendered for euthanasia, feral cats, animals that arrive dead or die in our custody, bite quarantine animals, and animals that have been confiscated from the total number of animals dispositioned. For the month of January 2016 this number totals 277

#### Gross Live Release of Total Dispositions

	<u>Dog</u>	<u>Cat</u>	<u>Other</u>	<u>Total</u>	<u>%</u>
Return to Owner (RTO)	29	0	0	29	7%
Adoption	113	64	3	180	41%
Rescue Transfer	41	10	0	51	12%
<b>Total</b>	<b>183</b>	<b>74</b>	<b>3</b>	<b>260</b>	<b>73%</b>

#### 2016 Monthly Animal Outcomes By Type



LR= Live Release E= Euthanized or Died

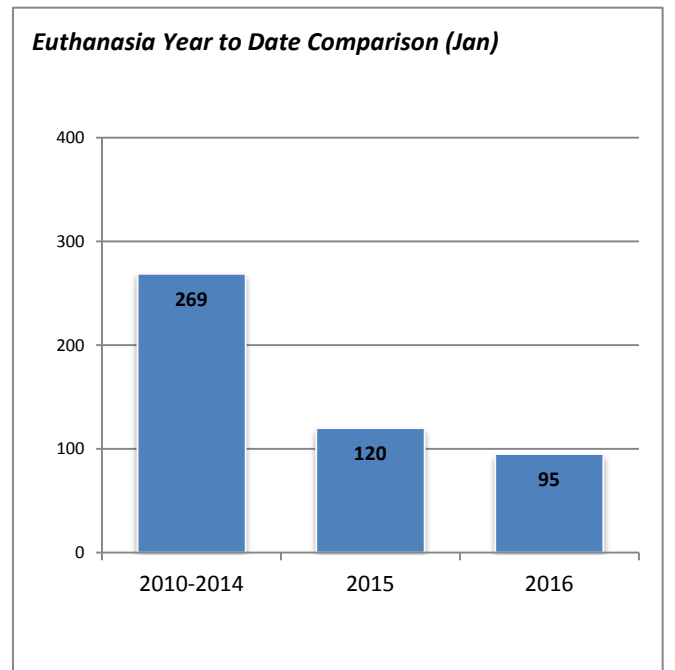
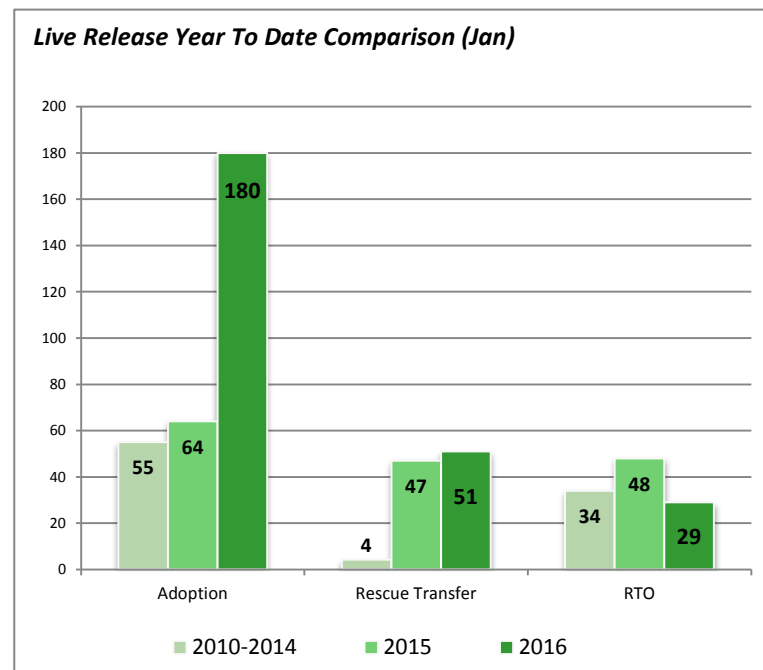
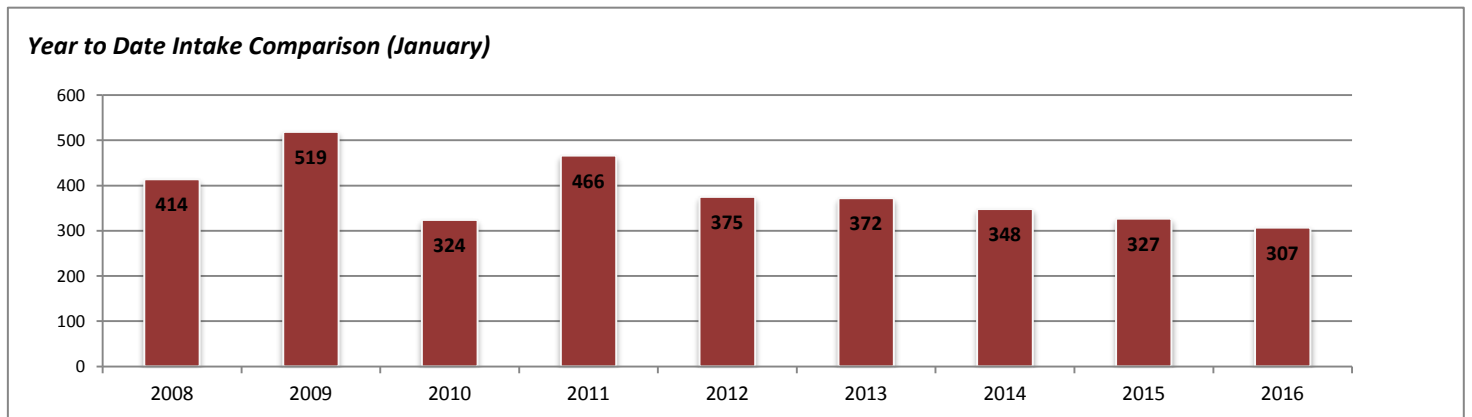
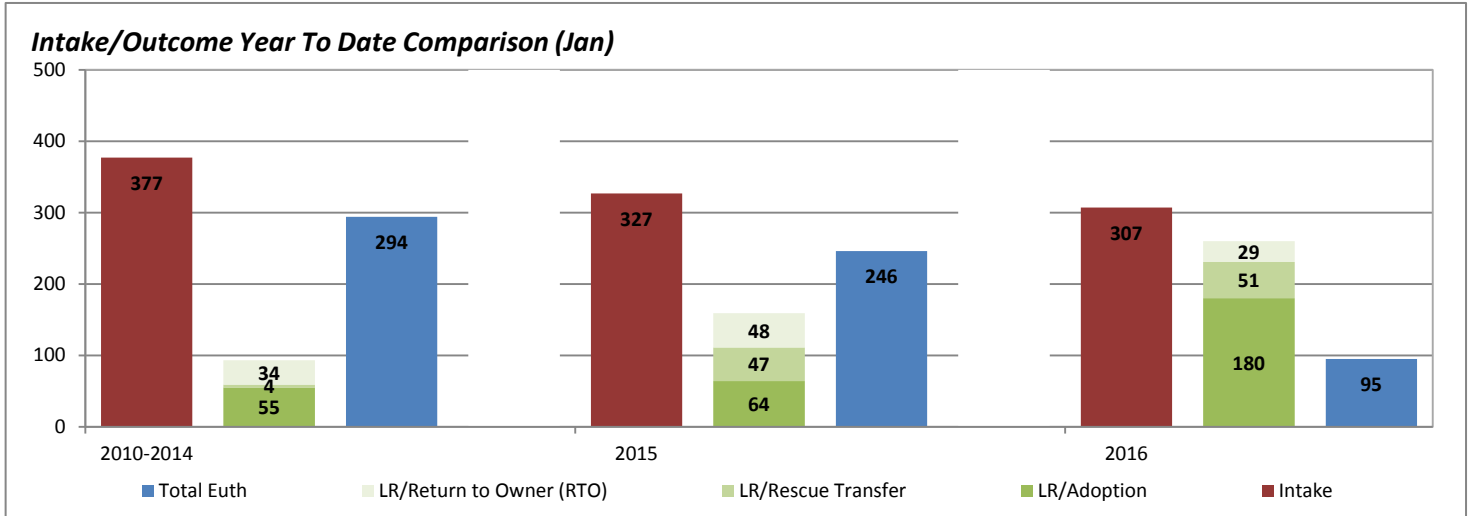
- Died
- E/Behavior Untreatable/Unmanageable
- LR/Rescue Transfer
- E/Feral
- E/Medical - Treatable/ Managable
- LR/Adoption
- E/Space
- E/Medical- Untreatable/Unmanageable
- E/Behavior Treatable/ Managable
- LR/Return to Owner (RTO)

# Burlington Animal Services

## Monthly Statistical Report

January 2016

### Intake/Outcome Comparison Statistics



# Burlington Animal Services

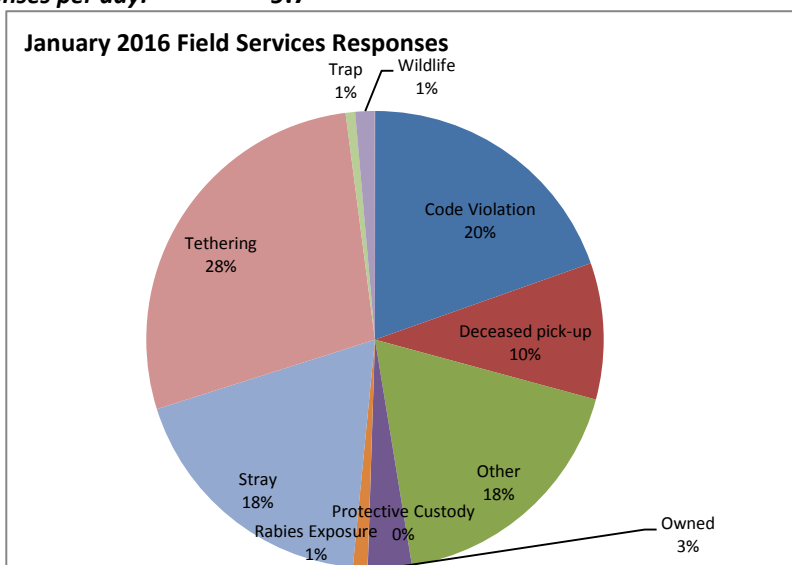
## Monthly Statistical Report

January 2016

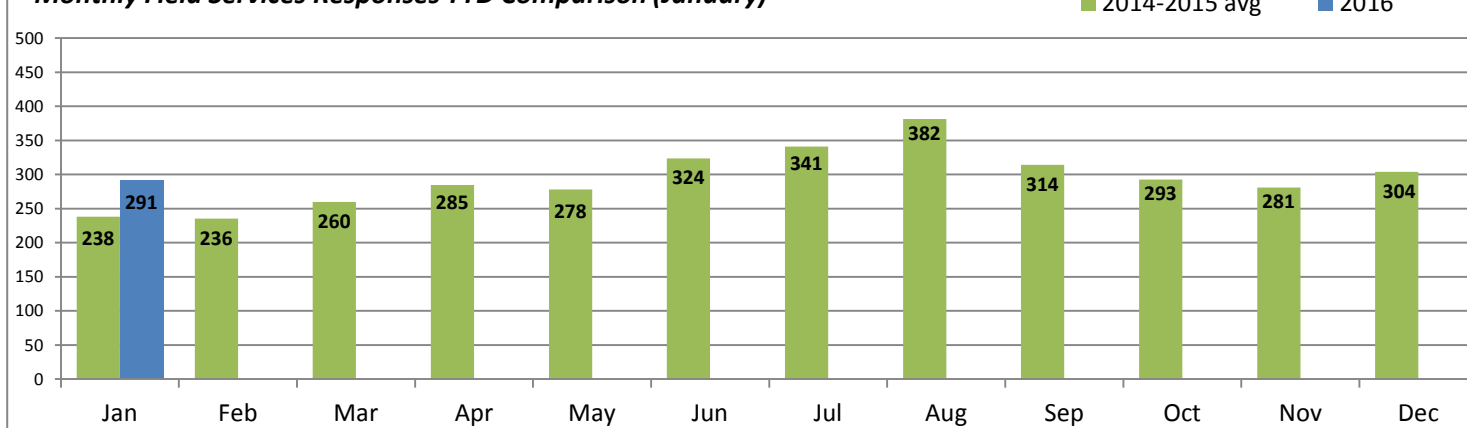
### Field Services

activities related to assisting other agencies such as police or fire, and providing assistance to the public for animal	<b>Assist</b>	<b>6</b>
field activities involving animal bites	<b>Bite</b>	<b>12</b>
field activities involving complaints/ investigations of cruelty and/or neglect	<b>Cruelty/Neglect</b>	<b>37</b>
(field activities involving § 67-4 and § 130A-200- dangerous and vicious dogs	<b>Declaration</b>	<b>0</b>
field activities related to complaints of code violations involving barking, nuisance, abandoned pets, fowl, over the limit of number of dogs etc	<b>Code Violation</b>	<b>57</b>
pick-up and removal of deceased animals	<b>Deceased pick-up</b>	<b>28</b>
field activities not included in the other categories	<b>Other</b>	<b>53</b>
activities related to field pick up of surrendered animals; notice for recovery of owned animal at shelter	<b>Owned</b>	<b>9</b>
field activities involving temporary custody of owned animals	<b>Protective Custody</b>	<b>0</b>
field activities involving potential rabies exposure to human or domestic animal	<b>Rabies Exposure</b>	<b>3</b>
field calls related to domestic animals at large	<b>Stray</b>	<b>54</b>
activities involving complaints related to tethering ordinance	<b>Tethering</b>	<b>81</b>
field activities related to trapping domestic animals	<b>Trap</b>	<b>2</b>
activities related to wildlife	<b>Wildlife</b>	<b>4</b>
	<b>Total</b>	<b>291</b>

**Average Field Service Responses per day: 9.7**



### Monthly Field Services Responses YTD Comparison (January)



# Burlington Animal Services

## Monthly Statistical Report

January 2016

### Spay Neuter Clinic

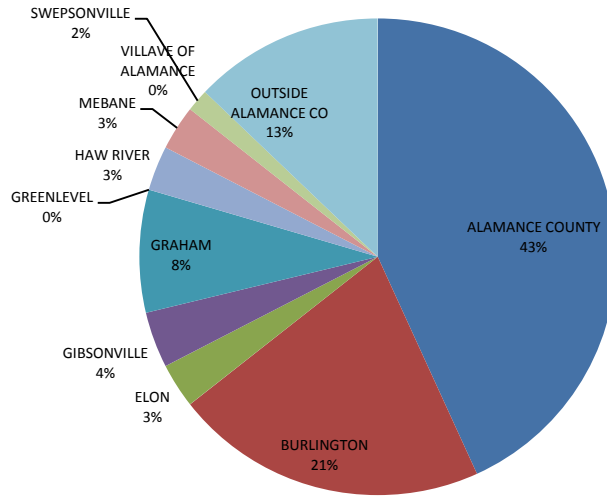
#### Spay/Neuter Surgeries Performed:

Canine	64
Feline	80
<b>Total</b>	<b>144</b>

#### Demographics:

Public	99
Rescue Groups	1
\$20 FIX	12
PAWS public assistance/ Shelter referrals	1
Adoption Center	31

January 2016 Spay & Neuter Clinic of Alamance County Client Demographics



Sterilization Procedures Performed 2014/2015 Comparison

